

# Annual Statistical Report 2005



- Procurement of Goods & Services
  - All Sources of Funding
  - UNDP Funding
- Procurement from DAC Member Countries
- International & National Project Personnel
- United Nations Volunteers
- Fellowships

Published:  
July 2006  
by



# **Annual Statistical Report 2005**

## **Procurement of Goods and Services**

- **All Sources of Funding**
- **UNDP Funding**

**Procurement from DAC Member Countries  
International & National Project Personnel**

**United Nations Volunteers**

**Fellowships**

**July 2006**

Copyright © 2006  
by the United Nations Development Programme  
1 UN Plaza, New York, NY 10017, USA

All rights reserved. No part of this publication may be reproduced, stored in a retrieval system or transmitted, in any form or by any means, electronic, photocopying, recording or otherwise, without prior permission of UNDP/IAPSO.

# TABLE OF CONTENTS

---

<b>INTRODUCTION</b> .....	<b>1</b>
---------------------------	----------

---

<b>GLOSSARY OF TERMS</b> .....	<b>3</b>
--------------------------------	----------

---

<b>EXECUTIVE SUMMARY: ALL SOURCES OF FUNDING (UN SYSTEM)</b> .....	<b>4</b>
--	----------

---

## **PROCUREMENT OF GOODS AND SERVICES - ALL SOURCES OF FUNDING**

Procurement of goods by country of procurement and services by country of head office .....	9
Procurement by UN agency .....	12
Procurement of goods by country of procurement and source of funding .....	13
Procurement of goods by UN agency and country of procurement .....	16
Procurement of services by contractor's country of head office and source of funding .....	34
Procurement of services by UN agency and contractor's country of head office .....	37
Major Equipment ordered by UN agency .....	52
Major Subcontracts placed by UN agency .....	117
Top Ten Items/Product Groups procured by UN agency .....	160
Summary of Project Personnel by Nationality .....	164

---

<b>EXECUTIVE SUMMARY: UNDP FUNDING</b> .....	<b>167</b>
--	------------

---

## **PROCUREMENT OF GOODS AND SERVICES - UNDP FUNDING**

Procurement of goods by country of procurement and services by country of head office .....	171
Procurement by UN agency .....	174
Procurement of goods by UN agency and country of procurement .....	175
Procurement of services by UN agency and contractor's country of head office .....	184
National Execution: Total procurement of goods and services .....	187
National Execution: Cost of Goods and Services ordered by Country Office .....	190
Direct Execution: Total procurement of goods and services .....	193
Direct Execution: Cost of Goods and Services ordered by Country Office .....	196
National Execution: Major Equipment ordered .....	199
National Execution: Major contracts awarded .....	208
Direct Execution: Major Equipment ordered .....	219
Direct Execution: Major contracts awarded .....	224
Summary of Project Personnel by Nationality .....	231

---

<b>PROCUREMENT FROM DAC MEMBER COUNTRIES</b> .....	<b>234</b>
--	------------

---

Australia .....	235
Austria .....	236

Belgium .....	237
Canada .....	238
Denmark .....	239
Finland .....	240
France .....	241
Germany .....	242
Greece .....	243
Ireland .....	244
Italy .....	245
Japan .....	246
Luxemburg .....	247
Netherlands .....	248
New Zealand .....	249
Norway .....	250
Portugal .....	251
Spain .....	252
Sweden .....	253
Switzerland .....	254
United Kingdom .....	255
United States .....	256

---

<b>ANNEXES .....</b>	<b>257</b>
----------------------	------------

---

1. Abbreviations .....	258
2. Developing Countries .....	259
3. Industrialized Countries .....	261

# INTRODUCTION

## BACKGROUND

The first annual statistical report on procurement by UN agencies in respect of operational activities, prepared by the Inter-Agency Procurement Services Office (IAPSO) of the United Nations Development Programme, was submitted to the 39th session of the General Assembly (Doc. A/39/417) in 1984. By resolution 39/220 the General Assembly established the need for recurrent reporting of such information on operational activities and encouraged organizations of the UN system to co-operate with IAPSO in this important exercise.

To obtain more complete reporting on operational activities, data on other components of technical cooperation, such as project personnel, United Nations Volunteers and fellowships was included as from 1991. Experience has shown that it has proven very difficult for a great number of agencies and UNDP field office to provide data on personnel components in the required format. Several UN agencies encounter difficulties in apportioning cost of the personnel components in view of insufficient links between administrative and financial records. Resulting in less than representative data being available for presentation in the Annual Statistical Report.

## PREPARATIONS

Statistical data on procurement of goods and services and the personnel components for operational activities are requested from 42 UN organizations as well as by UNDP's network of Country Offices. To facilitate collection and compilation of the large number of data, IAPSO provides pro-forma tables available from the IAPSO website or on diskette, together with instructions for completing the reporting requirements.

## ASR 2005

The 2005 report compiles information provided by 32 UN organizations and 124 UNDP Country Offices. IAPSO relies entirely on the co-operation of the reporting entities and, in general, the responses have been encouraging and the quality of data has steadily improved from previous years. The information from UNDP Country Offices was provided for projects under National Execution (NEX) and Direct Execution (DEX) modalities.

Data collection from UN agencies involves processing of reports on procurement of goods and services received from supply divisions and procurement units. Data on procurement is reported based on country of procurement for goods and country of head office for services. Moreover, procurement orders and contracts for services are reported on the basis of contract amount and not on expenditures incurred. It is, at the present time, not feasible for most UN agencies to report data based on country of origin of goods nor on actual expenditures.

Data on procurement of goods and services are based on reports from ECLAC, ESCAP, ESCWA, FAO, IAEA, IFAD, ILO, ITC, ITU, PAHO, UN/PS, UNCTAD, UNDP, UNDP/IAPSO, UNECA, UNECE, UNFPA, UNHCR, UNICEF, UNIDO, UNOG, UNON, UNOPS, UNOV, UNRWA, UNU, UNV, WFP, WHO, WIPO, WMO and WTO. No data were reported by CTBTO, ICAO, ICTR, ICTY, UPU.

UNESCO informed that data would be supplied at a later stage due to ERP implementation issues.

Almost all UNDP country offices supplied data on the procurement of goods and services, except for the following based in these countries; Botswana, Central African Republic, Comoros, Cuba, Equatorial Guinea, Guinea, Kuwait, Myanmar, Papua New Guinea, Sudan, Togo, Tanzania and Zambia.

The overall procurement volume of UN Agencies during 2005 increased to USD 8.3 billion from USD 6.5 billion in 2004, representing an increase of approx. 21.6%.

Procurement from Developing countries has increased by USD 913 million in absolute terms and in percentage terms by 2 % from the previous year.

# Glossary of Terms

<b>Procurement:</b>	Refers to the acquisition of goods and services.
<b>Goods:</b>	Comprises both equipment and supplies.
<b>Services:</b>	Concerns subcontracts with contractors or consulting firms and does not include hiring of individual experts and consultants.
<b>International Project Personnel:</b>	Experts and consultants hired internationally for technical cooperation activities.
<b>National Project Personnel:</b>	National personnel of all categories, including experts and consultants, hired locally for technical cooperation activities.
<b>United Nations Volunteers:</b>	Volunteers administered by the United Nations Volunteers for technical co-operation activities and humanitarian assistance.
<b>Fellowships:</b>	Scholarships and study tours awarded to individuals for study and training within various operational activity programmes. Group training activities, seminars, etc., which do not involve individual award of a scholarship are not included.
<b>Developing Country (DC)/ Economies in Transition:</b>	Relates to a country for which UNDP provides financial/technical assistance. The list of countries is attached as Annex 2.
<b>All sources of UN funding:</b>	Covers technical cooperation and other development assistance from regular, extra budgetary and trust funds, as well as emergency, humanitarian and peacekeeping operations.
<b>National Execution (NEX):</b>	Operational arrangement whereby the recipient government assumes responsibility for execution of technical assistance projects and programmes, mainly under UNDP funding.
<b>Direct Execution (DEX):</b>	Operational arrangement whereby UNDP in special circumstances assumes responsibility and accounts for the performance of the execution of technical assistance projects and programmes, mainly under UNDP funding.
<b>UNDP Funding:</b>	Funds allocated to technical cooperation from core funds, special programme resources and UNDP administered trust funds such as the Global Environmental Facility (GEF) and Montreal Protocol, including cost sharing contributions.
<b>Agency Programme (AP):</b>	Funds allocated to operational activities from the regular programme of the reporting agency.

# **EXECUTIVE SUMMARY**

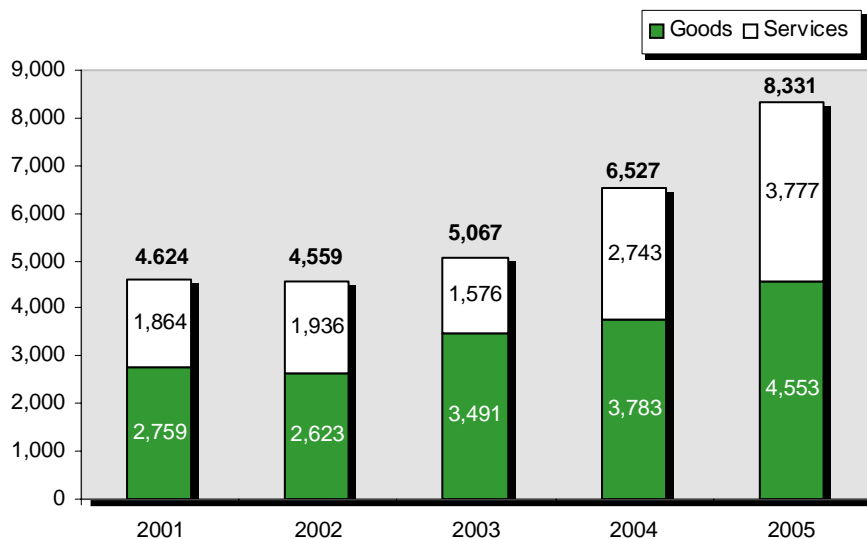
**All Sources of Funding**

**(UN SYSTEM)**

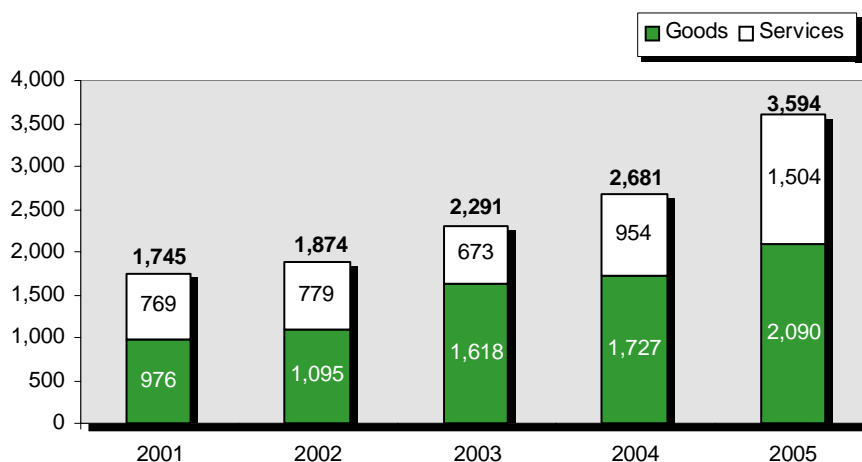




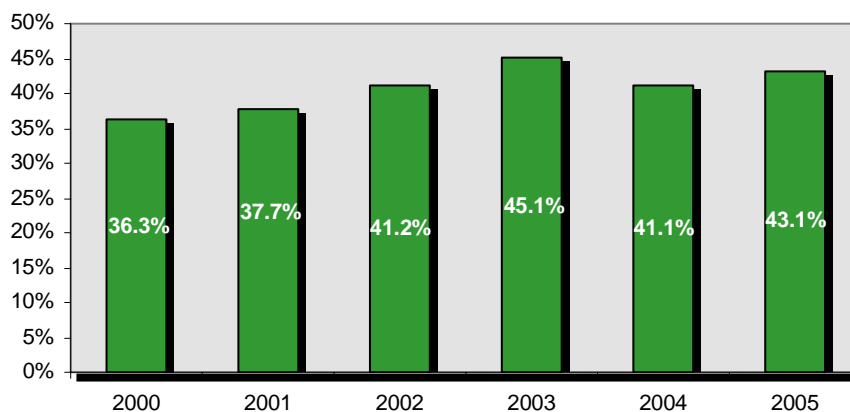
**TOTAL PROCUREMENT OF GOODS AND SERVICES**  
**for operational activities of the UN System**  
**(technical cooperation, humanitarian assistance and peace keeping operations)**  
**(USD Millions)**



**PROCUREMENT FROM DEVELOPING COUNTRIES**  
**(USD Millions)**



**PROCUREMENT FROM DEVELOPING COUNTRIES**  
**(Percentage of Total Procurement)**



# TOTAL PROCUREMENT BY UN AGENCY: 2004 - 2005

ALL SOURCES OF FUNDING					(USD Millions)			
AGENCY	2004				2005			
	GOODS	SERVICES	TOTAL	(%)	GOODS	SERVICES	TOTAL	(%)
ESCAP	1.94	2.78	4.72	0.07%	6.57	6.01	12.58	0.15%
ESCWA	0.85	1.53	2.38	0.04%	2.04	1.12	3.16	0.04%
ECE	Data included in UNOG figures			0.0%	Data included in UNOG figures			0.0%
ECLAC	1.54	2.44	3.97	0.06%	3.10	2.44	5.54	0.07%
FAO	60.24	35.27	95.52	1.46%	65.44	45.80	111.25	1.34%
IAEA	54.48	16.41	70.89	1.09%	73.10	33.97	107.07	1.29%
ICAO	Data not submitted				Data not submitted			0.0%
ICTR	3.46		3.46	0.05%	Data not submitted			
ICTY	Data not submitted			0.0%	Data not submitted			0.0%
IFAD	0.99	17.23	18.22	0.28%	30.01		30.01	0.36%
ILO	11.80	53.00	64.80	0.99%	17.61	41.03	58.63	0.70%
ITC	0.91	1.87	2.78	0.04%	1.38	2.88	4.25	0.05%
ITU	1.71	3.88	5.60	0.09%	8.85	9.27	18.12	0.22%
PAHO	218.75		218.75	3.35%	199.69	6.15	205.84	2.47%
UNCTAD	0.48	1.19	1.67	0.03%	0.24	1.57	1.81	0.02%
UNDP (a)	9.00	93.00	102.00	1.56%	11.00	104.00	115.00	1.38%
UNDP (DEX)	112.26	122.17	234.43	3.59%	101.58	232.79	334.38	4.01%
UNDP/IAPSO	119.58	22.06	141.64	2.17%	175.81	17.48	193.30	2.32%
UNDP (NEX)	168.55	247.46	416.01	6.37%	421.80	272.02	693.82	8.33%
UNECA	2.22	1.56	3.77	0.05%	4.86	1.40	6.27	0.08%
UNESCO	18.46	6.59	25.04	0.38%	Data not submitted			
UN/DPKO	Data included in UN/PS figures			0.0%	Data included in UN/PS figures			0.0%
UNFPA	98.90	61.51	160.40	2.46%	179.93	73.55	253.48	3.04%
UNHCR	57.11	42.54	99.65	1.53%	65.74	46.25	111.99	1.34%
UNICEF	796.71		796.71	12.21%	1,135.05		1,135.05	13.63%
UNIDO	13.44	36.27	49.71	0.76%	20.72	24.76	45.47	0.55%
UN/PS (b)	542.24	713.03	1,255.26	19.23%	734.03	821.68	1,555.71	18.67%
UNOG	11.36	38.87	50.23	0.77%	23.12	39.61	62.74	0.75%
UNON	10.52	4.38	14.90	0.23%	14.41	10.77	25.18	0.30%
UNOPS	100.10	289.76	389.85	5.97%	110.58	608.85	719.43	8.64%
UNOV	3.57	4.17	7.74	0.12%	11.13	5.37	16.51	0.20%
UNRWA	89.98	95.09	185.07	2.84%	75.62	39.40	115.02	1.38%
UNU	Data not submitted		0.56	0.01%		1.29	1.29	0.02%
UNV	0.18	1.91	2.09	0.03%		2.54	2.54	0.03%
UPU	Data not submitted			0.0%	Data not submitted			0.0%
WFP	1,145.54	821.40	1,966.94	30.14%	860.46	1,319.95	2,180.41	26.17%
WHO	63.34		63.34	0.97%	149.83		149.83	1.80%
WIPO	56.10		56.10	0.86%	43.94		43.94	0.53%
WMO	6.87	4.79	11.66	0.18%	5.66	5.10	10.76	0.13%
WTO		0.70	0.70	0.01%	0.05	0.13	0.18	0.00%
<b>TOTAL</b>	<b>3,783.18</b>	<b>2,743.42</b>	<b>6,526.56</b>	<b>100.00%</b>	<b>4,553.36</b>	<b>3,777.17</b>	<b>8,330.53</b>	<b>100.00%</b>

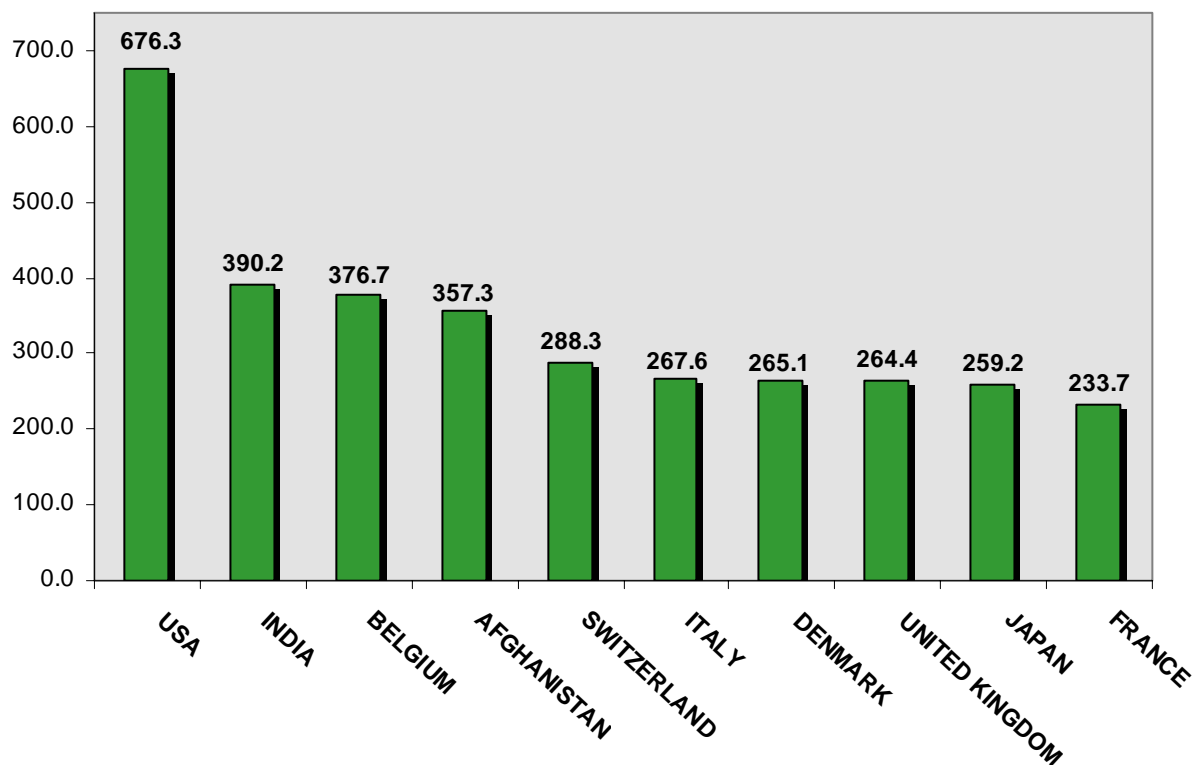
(a) UNDP procurement data includes UNDP HQ procurement, procurement under National Execution (NEX) and Direct Execution (DEX).

(b) United Nations Procurement Services (UN/PS) formerly United Nations Procurement Division (UN/PD)

**TEN MAJOR COUNTRIES OF SUPPLY TO THE UN SYSTEM : 2005**  
**UN System operational activities**  
**(technical cooperation, humanitarian assistance and peace keeping operations)**  
**(US Million)**

Countries	Goods	Services	Total	% of Total
USA	297.9	378.4	676.3	8.1%
INDIA	353.3	36.9	390.2	4.7%
BELGIUM	371.5	5.3	376.7	4.5%
AFGHANISTAN	39.0	318.3	357.3	4.3%
SWITZERLAND	208.4	79.8	288.3	3.5%
ITALY	188.8	78.8	267.6	3.2%
DENMARK	203.3	61.8	265.1	3.2%
UNITED KINGDOM	163.2	101.2	264.4	3.2%
JAPAN	191.0	68.2	259.2	3.1%
FRANCE	205.0	28.7	233.7	2.8%
<b>Top-Ten Total</b>	<b>2,221.4</b>	<b>1,157.4</b>	<b>3,378.8</b>	<b>40.6%</b>
<b>Grand Total</b>	<b>4,553.4</b>	<b>3,777.2</b>	<b>8,330.5</b>	<b>100.0%</b>

**TEN MAJOR COUNTRIES OF SUPPLY TO THE UN SYSTEM :**  
**UN System operational activities**  
**(US Million)**



# **TOTAL PROCUREMENT OF GOODS & SERVICES**

**All Sources of Funding  
(UN SYSTEM)**



**TOTAL PROCUREMENT OF GOODS BY COUNTRY OF PROCUREMENT  
AND SERVICES BY COUNTRY OF HEAD OFFICE : 2004 - 2005**

ALL SOURCES OF FUNDING					(USD Thousand)			
COUNTRY	2004			%	2005			%
	GOODS	SERVICES	TOTAL		GOODS	SERVICES	TOTAL	
AFGHANISTAN	59,254.36	139,168.64	198,423.00	3.04%	38,974.12	318,325.72	357,299.83	4.29%
ALBANIA	529.58	3,022.24	3,551.83	0.05%	600.49	3,821.35	4,421.84	0.05%
ALGERIA	1,867.11	724.26	2,591.37	0.04%	1,616.70	684.39	2,301.09	0.03%
ANDORRA								
ANGOLA	1,657.98	26,254.14	27,912.12	0.43%	7,284.81	17,376.44	24,661.25	0.30%
ANTIGUA & BARBUDA	103.06	0.15	103.21	0.00%	17.01	16.30	33.31	0.00%
ARGENTINA	67,249.44	8,134.47	75,383.92	1.16%	25,618.65	12,101.14	37,719.79	0.45%
ARMENIA	2,529.20	6,101.27	8,630.47	0.13%	1,659.30	179.87	1,839.17	0.02%
AUSTRALIA	89,781.64	5,962.35	95,743.99	1.47%	7,789.15	7,888.38	15,677.53	0.19%
AUSTRIA	18,072.28	16,796.55	34,868.83	0.53%	35,134.95	22,495.33	57,630.28	0.69%
AZERBAIJAN	3,955.31	2,436.60	6,391.91	0.10%	5,069.02	512.33	5,581.35	0.07%
BAHAMAS	66.58		66.58	0.00%				
BAHRAIN	188.04	191.91	379.94	0.01%	256.73	478.64	735.37	0.01%
BANGLADESH	19,192.94	4,044.80	23,237.74	0.36%	11,761.76	5,873.10	17,634.87	0.21%
BARBADOS	542.10	192.72	734.81	0.01%	492.59	187.08	679.67	0.01%
BELARUS	586.49	286.99	873.48	0.01%	3,920.33	770.57	4,690.90	0.06%
BELGIUM	287,384.48	27,516.70	314,901.18	4.82%	371,450.39	5,270.61	376,721.00	4.52%
BELIZE	270.11	13.63	283.74	0.00%	690.73	64.15	754.88	0.01%
BENIN	1,799.27	640.29	2,439.56	0.04%	2,862.38	1,801.82	4,664.20	0.06%
BHUTAN	1,691.73	47.62	1,739.35	0.03%	1,622.49	194.28	1,816.77	0.02%
BOLIVIA	2,262.75	6,492.61	8,755.37	0.13%	3,576.46	6,232.32	9,808.78	0.12%
BOSNIA AND HERZEGOVINA	1,373.82	4,236.72	5,610.54	0.09%	2,109.05	9,981.16	12,090.21	0.15%
BOTSWANA	2,794.58	972.05	3,766.63	0.06%	527.02	872.61	1,399.63	0.02%
BRAZIL	99,650.08	61,417.54	161,067.62	2.47%	70,637.76	53,213.43	123,851.19	1.49%
BRUNEI DARUSSALAM								
BULGARIA	12,601.14	19,436.71	32,037.85	0.49%	6,131.08	26,874.73	33,005.80	0.40%
BURKINA FASO	6,802.03	711.29	7,513.31	0.12%	4,337.48	1,856.47	6,193.95	0.07%
BURUNDI	5,649.34	7,309.07	12,958.41	0.20%	10,440.55	14,430.93	24,871.48	0.30%
CAMBODIA	3,801.41	2,683.58	6,484.99	0.10%	5,754.05	2,972.06	8,726.11	0.10%
CAMEROON	4,430.34	917.40	5,347.74	0.08%	2,237.79	1,667.80	3,905.59	0.05%
CANADA	75,421.47	32,458.58	107,880.06	1.65%	132,363.51	27,497.58	159,861.09	1.92%
CAPE VERDE	216.54	125.27	341.81	0.01%	221.68	331.85	553.54	0.01%
CENTRAL AFRICAN REPUBLIC	2,066.14	155.23	2,221.37	0.03%	1,797.27	368.74	2,166.01	0.03%
CHAD	1,980.88	69.12	2,050.01	0.03%	2,798.27	1,412.89	4,211.16	0.05%
CHILE	23,118.22	6,608.98	29,727.20	0.46%	3,612.36	6,950.24	10,562.60	0.13%
CHINA	17,895.08	14,978.59	32,873.66	0.50%	72,674.78	11,297.86	83,972.64	1.01%
COLOMBIA	37,302.55	17,533.60	54,836.15	0.84%	20,077.43	30,994.44	51,071.88	0.61%
COMOROS	195.20	85.91	281.11	0.00%	343.61	71.00	414.61	0.00%
CONGO	1,166.95	264.13	1,431.08	0.02%	990.17	1,849.52	2,839.69	0.03%
CONGO, DEM. REP.	33,796.67	18,369.12	52,165.79	0.80%	63,460.08	44,314.02	107,774.11	1.29%
COSTA RICA	1,401.62	1,423.19	2,824.82	0.04%	2,892.97	4,186.59	7,079.56	0.08%
COTE D'IVOIRE	19,209.19	6,353.39	25,562.58	0.39%	23,226.52	15,510.68	38,737.21	0.47%
CROATIA	939.15	481.79	1,420.94	0.02%	396.23	1,275.05	1,671.28	0.02%
CUBA	6,207.00	145.74	6,352.75	0.10%	4,030.76	268.97	4,299.73	0.05%
CYPRUS	21,065.22	26,987.61	48,052.82	0.74%	39,018.67	33,491.21	72,509.88	0.87%
CZECH REPUBLIC	16,499.55	277.29	16,776.84	0.26%	12,774.45	6,544.55	19,319.00	0.23%
DENMARK	136,352.93	33,896.30	170,249.22	2.61%	203,296.50	61,800.96	265,097.46	3.18%
DJIBOUTI	1,322.68	346.22	1,668.90	0.03%	804.98	516.81	1,321.79	0.02%
DOMINICA	0.01	18.93	18.94	0.00%	8.10	56.09	64.19	0.00%
DOMINICAN REPUBLIC	2,152.76	842.97	2,995.73	0.05%	657.94	1,977.91	2,635.85	0.03%
DPR KOREA	7,272.81	1,255.97	8,528.77	0.13%	6,830.25	434.06	7,264.31	0.09%
ECUADOR	1,214.98	728.00	1,942.98	0.03%	34,051.67	4,831.84	38,883.52	0.47%
EGYPT	8,409.27	12,382.77	20,792.04	0.32%	5,307.42	6,276.02	11,583.44	0.14%
EL SALVADOR	4,533.00	8,264.29	12,797.29	0.20%	10,129.72	16,085.11	26,214.83	0.31%
EQUATORIAL GUINEA	3,722.92	64.85	3,787.77	0.06%	278.92	347.57	626.48	0.01%
ERITREA	6,807.79	4,688.65	11,496.44	0.18%	7,376.95	3,752.23	11,129.18	0.13%
ESTONIA	95.90	10,001.15	10,097.05	0.15%	118.73	7,018.83	7,137.55	0.09%
ETHIOPIA	35,049.88	6,801.72	41,851.61	0.64%	52,150.69	14,335.05	66,485.74	0.80%
FIJI	205.92	565.62	771.54	0.01%	377.86	681.52	1,059.37	0.01%
FINLAND	11,500.46	605.27	12,105.73	0.19%	29,733.26	1,165.16	30,898.41	0.37%
FRANCE	277,037.78	33,840.57	310,878.35	4.76%	204,974.42	28,736.12	233,710.54	2.81%
GABON	211.03	6.34	217.37	0.00%	2,088.69	168.70	2,257.39	0.03%
GAMBIA	562.13	67.89	630.01	0.01%	373.38	208.27	581.65	0.01%
GEORGIA	2,258.37	2,168.44	4,426.80	0.07%	1,319.87	1,074.82	2,394.69	0.03%
GERMANY	83,862.16	12,000.22	95,862.38	1.47%	120,869.43	36,662.77	157,532.20	1.89%
GHANA	2,330.43	612.48	2,942.91	0.05%	5,204.76	2,630.02	7,834.78	0.09%
GREECE		339.12	339.12	0.01%	703.84	213.74	917.58	0.01%
GRENADA	44.26	6.53	50.79	0.00%	60.79	591.24	652.03	0.01%
GUATEMALA	6,262.45	11,931.88	18,194.33	0.28%	19,101.82	10,405.51	29,507.33	0.35%
GUINEA	1,703.93	1,001.28	2,705.22	0.04%	1,895.89	559.12	2,455.01	0.03%
GUINEA-BISSAU	341.00	199.05	540.05	0.01%	2,194.40	743.98	2,938.39	0.04%
GUYANA	508.26	1.44	509.70	0.01%	409.04	240.99	650.03	0.01%
HAITI	6,560.90	5,423.63	11,984.53	0.18%	29,142.18	18,097.37	47,239.54	0.57%
HONDURAS	11,338.86	15,466.03	26,804.89	0.41%	59,283.02	17,657.43	76,940.46	0.92%
HUNGARY	666.21	1,632.45	2,298.66	0.04%	3,369.37	6,292.37	9,661.73	0.08%
ICELAND		12.08	12.08	0.00%	4.15	53.72	57.87	0.00%
INDIA	190,652.92	13,335.94	203,988.86	3.13%	353,329.89	36,892.82	390,222.71	4.68%
INDONESIA	24,316.95	33,014.30	57,331.25	0.88%	79,305.83	35,633.41	114,939.24	1.38%
IRAN (ISLAMIC REPUBLIC OF)	8,350.83	1,767.52	10,118.35	0.16%	3,908.12	2,647.53	6,555.66	0.08%
IRAQ	3,325.96	6,252.82	9,578.78	0.15%	1,290.87	16,030.36	17,321.23	0.21%
IRELAND	4,354.91	16,834.21	21,189.12	0.32%	6,741.86	32,216.20	38,958.07	0.47%
ISRAEL	11,486.86	1,516.14	13,003.00	0.20%	19,908.90	2,113.14	22,022.03	0.26%
ITALY	150,497.99	68,947.09	219,445.08	3.36%	188,824.48	78,770.59	267,595.07	3.21%
JAMAICA	1,278.69	795.92	2,074.61	0.03%	672.02	844.04	1,516.05	0.02%
JAPAN	137,697.36	28,881.15	166,578.51	2.55%	190,960.59	68,212.58	259,173.18	3.11%

**TOTAL PROCUREMENT OF GOODS BY COUNTRY OF PROCUREMENT  
AND SERVICES BY COUNTRY OF HEAD OFFICE : 2004 - 2005**

ALL SOURCES OF FUNDING					(USD Thousand)			
COUNTRY	2004				2005			
	GOODS	SERVICES	TOTAL	(%)	GOODS	SERVICES	TOTAL	(%)
JORDAN	69,301.57	35,013.73	104,315.31	1.60%	34,476.90	64,962.51	99,439.40	1.19%
KAZAKHSTAN	12,256.91	475.96	12,732.87	0.20%	3,005.60	1,102.61	4,108.22	0.05%
KENYA	48,531.97	17,584.41	66,116.38	1.01%	70,485.99	80,510.14	150,996.13	1.81%
KIRIBATI								
KUWAIT	411.43	948.72	1,360.15	0.02%	4,008.68	519.32	4,528.00	0.05%
KYRGYZSTAN	1,212.82	594.09	1,806.91	0.03%	6,896.74	989.67	7,886.41	0.09%
LAO P.D.R.	1,698.13	470.89	2,169.02	0.03%	3,879.73	1,160.48	5,040.21	0.06%
LATVIA	200.52	213.65	414.17	0.01%	369.54	56.15	425.68	0.01%
LEBANON	20,305.96	15,527.51	35,833.47	0.55%	19,262.03	9,485.61	28,747.64	0.35%
LESOTHO	8,492.79	202.28	8,695.06	0.13%	4,227.14	239.55	4,466.68	0.05%
LIBERIA	25,331.75	5,895.27	31,227.01	0.48%	48,977.14	7,717.59	56,694.73	0.68%
LIBYAN ARAB JAMAHIRIYA	50.24	34.00	84.24	0.00%	118.75	1,172.43	1,291.18	0.02%
LIECHTENSTEIN					6,144.50		6,144.50	0.07%
LITHUANIA	446.52	432.89	879.41	0.01%	77.11	66.16	143.27	0.00%
LUXEMBOURG	3,989.74	1,870.54	5,860.28	0.09%	1,319.77	703.29	2,023.05	0.02%
MACEDONIA (TFYR)	1,950.53	662.23	2,612.76	0.04%	7,217.91	1,396.94	8,614.85	0.10%
MADAGASCAR	2,246.51	1,739.79	3,986.30	0.06%	3,751.20	2,623.44	6,374.64	0.08%
MALAWI	8,245.27	2,657.14	10,902.41	0.17%	14,298.04	1,179.14	15,477.18	0.19%
MALAYSIA	63,750.53	2,000.43	65,750.97	1.01%	21,479.02	2,193.66	23,672.68	0.28%
MALDIVES	110.11	155.00	265.11	0.00%	9,492.66	3,839.93	13,332.59	0.16%
MALI	5,441.16	1,111.97	6,553.13	0.10%	2,477.16	3,284.21	5,761.37	0.07%
MALTA	214.92	89.58	304.50	0.00%	404.15	317.69	721.84	0.01%
MARSHALL ISLANDS	4.13		4.13	0.00%				
MAURITANIA	1,042.69	1,440.89	2,483.58	0.04%	2,581.24	2,684.13	5,265.37	0.06%
MAURITIUS	61.80	125.00	186.80	0.00%	328.83	87.16	415.98	0.00%
MEXICO	3,549.83	14,139.32	17,689.15	0.27%	4,232.19	13,140.73	17,372.92	0.21%
MICRONESIA (FED. STATES OF)		4.50	4.50	0.00%		86.73	86.73	0.00%
MOLDOVA (REPUBLIC OF)	843.71	2,708.58	3,552.29	0.05%	2,597.16	4,327.38	6,924.54	0.08%
MONACO	43,834.66	3,569.66	47,404.33	0.73%	42,139.02	27,359.99	69,499.02	0.83%
MONGOLIA	873.46	1,317.12	2,190.58	0.03%	1,058.80	690.31	1,749.11	0.02%
MOROCCO	4,771.21	545.74	5,316.96	0.08%	4,967.41	2,089.04	7,056.44	0.08%
MOZAMBIQUE	6,895.83	2,403.47	9,299.29	0.14%	6,328.26	9,897.27	16,225.53	0.19%
MYANMAR	4,190.04	569.21	4,759.25	0.07%	8,042.38	948.29	8,990.68	0.11%
NAMIBIA	2,987.44	495.04	3,482.48	0.05%	1,232.31	1,577.09	2,809.41	0.03%
NAURU								
NEPAL	16,743.63	3,948.96	20,692.60	0.32%	11,040.10	3,125.36	14,165.46	0.17%
NETHERLANDS	93,344.06	9,733.22	103,077.28	1.58%	95,956.87	8,930.18	104,887.04	1.26%
NEW ZEALAND	3,515.36	1,543.01	5,058.36	0.08%	5,420.31	1,432.00	6,852.31	0.08%
NICARAGUA	3,213.43	2,907.89	6,121.32	0.09%	3,010.90	3,546.79	6,557.69	0.08%
NIGER	5,577.06	550.27	6,127.33	0.09%	2,418.81	1,735.62	4,154.43	0.05%
NIGERIA	2,788.64	4,538.10	7,326.74	0.11%	17,481.05	6,108.35	23,589.40	0.28%
NORWAY	16,135.99	3,172.28	19,308.27	0.30%	27,466.57	6,009.71	33,476.29	0.40%
OMAN	40,432.93	42.19	40,475.12	0.62%	774.81	470.69	1,245.50	0.01%
PAKISTAN	28.56		28.56	0.00%				
PALAU	42,294.62	20,248.11	62,542.74	0.96%	62,198.52	21,278.42	83,476.94	1.00%
PANAMA	3,439.21	12,669.92	16,109.14	0.25%	975.37	24,744.22	25,719.59	0.31%
PAPUA NEW GUINEA	427.11	688.65	1,115.76	0.02%	362.35	42.43	404.78	0.00%
PARAGUAY	1,835.58	4,150.34	5,985.92	0.09%	2,123.43	8,817.72	10,941.15	0.13%
PERU	2,967.16	29,863.13	32,830.29	0.50%	25,248.30	25,665.19	50,913.49	0.61%
PHILIPPINES	1,199.60	2,040.35	3,239.95	0.05%	4,060.16	1,576.02	5,636.18	0.07%
POLAND	2,151.35	168.11	2,319.46	0.04%	731.79	2,109.08	2,840.87	0.03%
PORTUGAL	679.06	2,085.64	2,764.71	0.04%	406.38	198.06	604.44	0.01%
QATAR		27.00	27.00	0.00%	64.04	14.00	78.04	0.00%
REPUBLIC OF KOREA	18,026.28	824.57	18,850.85	0.29%	21,538.68	1,690.94	23,229.62	0.28%
ROMANIA	608.85	872.15	1,481.00	0.02%	848.68	1,546.52	2,395.19	0.03%
RUSSIAN FEDERATION	30,217.75	143,075.50	173,293.25	2.66%	34,073.71	133,039.63	167,113.35	2.01%
RWANDA	2,369.77	2,394.41	4,764.18	0.07%	6,622.58	1,901.48	8,524.06	0.10%
SAMOA	33.00	4.00	37.00	0.00%	115.88	60.00	175.88	0.00%
SAN MARINO	0.48	120.34	120.82	0.00%	46.19	587.60	633.79	0.01%
SAO TOME & PRINCIPE	30.23	64.47	94.70	0.00%	106.63	87.69	194.31	0.00%
SAUDI ARABIA	699.60	11.37	710.97	0.01%	542.88	690.24	1,233.12	0.01%
SENEGAL	8,779.27	2,480.12	11,259.38	0.17%	7,477.10	7,458.39	14,935.48	0.18%
SEYCHELLES		3.20	3.20	0.00%		4.97	4.97	0.00%
SIERRA LEONE	17,062.42	4,158.97	21,221.38	0.33%	11,442.56	4,217.90	15,660.47	0.19%
SINGAPORE	5,566.42	158.19	5,724.61	0.09%	5,481.91	786.51	6,268.42	0.08%
SLOVAKIA	2,199.51	1,374.50	3,574.00	0.05%	1,024.15	2,613.35	3,637.50	0.04%
SLOVENIA	137.44	739.46	876.90	0.01%	549.98	1,183.48	1,733.46	0.02%
SOLOMON ISLANDS	10.73		10.73	0.00%	58.90		58.90	0.00%
SOMALIA	1,124.25	2,256.38	3,380.63	0.05%	8,918.11	6,359.14	15,277.25	0.18%
SOUTH AFRICA	56,511.21	35,725.54	92,236.75	1.41%	82,866.35	46,182.42	129,048.77	1.55%
SPAIN	15,069.54	5,335.26	20,404.80	0.31%	19,099.23	4,969.04	24,068.27	0.29%
SRI LANKA	6,770.29	981.03	7,751.32	0.12%	24,016.52	3,507.42	27,523.94	0.33%
ST. KITTS & NEVIS		0.30	0.30	0.00%				
ST. LUCIA	46.88	22.33	69.22	0.00%	31.90	10.52	42.43	0.00%
ST. VINCENT & THE GRENADINES	1.52		1.52	0.00%	7.44		7.44	0.00%
SUDAN	37,466.94	5,258.45	42,725.39	0.65%	43,809.22	56,905.67	100,714.89	1.21%
SURINAME	343.78	3,410.13	3,753.91	0.06%	28.28	317.56	345.84	0.00%
SWAZILAND	1,993.40	193.28	2,186.68	0.03%	2,085.77	543.37	2,629.14	0.03%
SWEDEN	14,101.90	14,098.59	28,200.49	0.43%	22,587.28	3,251.00	25,838.28	0.31%
SWITZERLAND	113,418.96	63,976.16	177,395.12	2.72%	208,447.27	79,824.54	288,271.81	3.46%
SYRIAN ARAB REPUBLIC	4,723.89	6,117.21	10,841.09	0.17%	9,069.58	7,053.95	16,123.53	0.19%
TAJIKISTAN	1,858.56	1,552.15	3,410.71	0.05%	3,718.30	4,702.95	8,421.24	0.10%
THAILAND	59,407.89	17,127.67	76,535.55	1.17%	38,667.93	32,286.14	70,954.07	0.85%
TIMOR-LESTE	3,813.90	5,376.30	9,190.20	0.14%	3,918.05	8,760.52	12,678.57	0.15%
TOGO	5,198.17	3,397.61	8,595.78	0.13%	457.97	373.11	831.09	0.01%

**TOTAL PROCUREMENT OF GOODS BY COUNTRY OF PROCUREMENT  
AND SERVICES BY COUNTRY OF HEAD OFFICE : 2004 - 2005**

ALL SOURCES OF FUNDING					(USD Thousand)			
COUNTRY	2004				2005			
	GOODS	SERVICES	TOTAL	(%)	GOODS	SERVICES	TOTAL	(%)
TONGA								
TRINIDAD & TOBAGO	347.15	597.57	944.72	0.01%	106.02	556.26	662.28	0.01%
TUNISIA	1,008.69	1,274.17	2,282.85	0.03%	879.82	1,912.94	2,792.75	0.03%
TURKEY	58,097.05	2,193.93	60,290.98	0.92%	42,883.74	8,421.71	51,305.44	0.62%
TURKMENISTAN	106.84	55.20	162.04	0.00%	431.40	92.55	523.95	0.01%
TUVALU	33.04		33.04	0.00%				
UGANDA	29,920.54	1,602.58	31,523.13	0.48%	37,297.88	44,098.78	81,396.66	0.98%
UKRAINE	53,489.86	12,001.73	65,491.59	1.00%	57,677.65	7,029.50	64,707.15	0.78%
UNITED ARAB EMIRATES	1,513.08	27,841.15	29,354.24	0.45%	8,009.10	27,997.19	36,006.29	0.43%
UNITED KINGDOM	105,488.73	104,642.23	210,130.96	3.22%	163,223.92	101,213.45	264,437.37	3.17%
UNITED REP. OF TANZANIA	19,608.72	4,427.03	24,035.74	0.37%	35,016.70	4,559.74	39,576.44	0.48%
URUGUAY	6,819.41	2,215.03	9,034.44	0.14%	3,427.30	2,124.19	5,551.49	0.07%
USA	268,802.54	371,835.54	640,638.08	9.82%	297,931.78	378,362.73	676,294.51	8.12%
UZBEKISTAN	573.80	627.56	1,201.36	0.02%	871.28	2,873.54	3,744.82	0.04%
VANUATU	52.20	88.50	140.70	0.00%	0.66	407.21	407.86	0.00%
VENEZUELA	9,592.43	2,043.48	11,635.91	0.18%	14,166.29	1,972.77	16,139.05	0.19%
VIET NAM	27,428.64	1,164.50	28,593.14	0.44%	5,011.19	3,642.68	8,653.86	0.10%
YEMEN	4,058.57	356.39	4,414.97	0.07%	9,361.97	783.42	10,145.39	0.12%
YUGOSLAVIA	2,592.57	8,810.57	11,403.14	0.17%	4,376.11	4,485.66	8,861.77	0.11%
ZAMBIA	21,505.05	902.25	22,407.30	0.34%	17,490.69	1,212.13	18,702.82	0.22%
ZIMBABWE	5,045.41	928.90	5,974.31	0.09%	5,103.79	1,558.73	6,662.52	0.08%
<b>SUB-TOTAL</b>	<b>3,702,554.85</b>	<b>1,886,640.76</b>	<b>5,589,195.62</b>	<b>85.64%</b>	<b>4,506,855.66</b>	<b>2,582,548.84</b>	<b>7,089,404.50</b>	<b>85.10%</b>
UNSPECIFIED COUNTRIES	64,312.65	784,400.15	848,712.80	13.00%	26,284.25	1,154,091.40	1,180,375.66	14.17%
GLOBAL PROJECTS								
INTERREGIONAL PROJECTS								
ARAB COUNTRIES	16,025.76	72,350.65	88,376.41	1.35%	16,381.75	25,088.74	41,470.48	0.50%
AFRICAN COUNTRIES								
ASIAN COUNTRIES	52.60		52.60	0.00%	540.07	43.54	583.62	0.01%
EUROPEAN COUNTRIES	220.24		220.24	0.00%	3,297.95	15,401.58	18,699.52	0.22%
LATIN AMERICA AND THE CARIB.								
<b>GRAND-TOTAL</b>	<b>3,783,166.10</b>	<b>2,743,391.56</b>	<b>6,526,557.67</b>	<b>100.00%</b>	<b>4,553,359.67</b>	<b>3,777,174.10</b>	<b>8,330,533.77</b>	<b>100.00%</b>
	57.97%	42.03%	100.00%		54.66%	45.34%	100.00%	
<b>INDUSTRIALIZED COUNTRIES:</b>	<b>1,992,049.10</b>	<b>1,004,664.30</b>	<b>2,996,713.40</b>		<b>2,437,018.22</b>	<b>1,118,978.11</b>	<b>3,555,996.34</b>	
Percentage	52.66%	36.62%	45.92%		53.52%	29.62%	42.69%	
<b>DEVELOPING COUNTRIES/ ECONOMIES IN TRANSITION</b>	<b>1,726,804.36</b>	<b>954,327.11</b>	<b>2,681,131.47</b>		<b>2,090,057.20</b>	<b>1,504,104.59</b>	<b>3,594,161.78</b>	
Percentage	45.64%	34.79%	41.08%		45.90%	39.82%	43.14%	
<b>ARAB STATES</b>	<b>225,358.02</b>	<b>189,270.14</b>	<b>414,628.16</b>		<b>173,829.87</b>	<b>232,138.63</b>	<b>405,968.50</b>	
Percentage	5.96%	6.90%	6.35%		3.82%	6.15%	4.87%	
<b>AFRICA</b>	<b>418,161.30</b>	<b>170,690.64</b>	<b>588,851.93</b>		<b>572,646.51</b>	<b>354,452.10</b>	<b>927,098.61</b>	
Percentage	11.05%	6.22%	9.02%		12.58%	9.38%	11.13%	
<b>ASIA &amp; PACIFIC</b>	<b>572,952.09</b>	<b>260,886.76</b>	<b>833,838.85</b>		<b>787,676.49</b>	<b>489,670.87</b>	<b>1,277,347.36</b>	
Percentage	15.14%	9.51%	12.78%		17.30%	12.96%	15.33%	
<b>EUROPE &amp; CIS</b>	<b>202,261.95</b>	<b>110,641.56</b>	<b>312,903.51</b>		<b>213,465.80</b>	<b>153,184.33</b>	<b>366,650.13</b>	
Percentage	5.35%	4.03%	4.79%		4.69%	4.06%	4.40%	
<b>LATIN AMERICA &amp; THE CARIB.</b>	<b>304,224.05</b>	<b>217,461.70</b>	<b>521,685.76</b>		<b>338,520.46</b>	<b>265,898.14</b>	<b>604,418.60</b>	
Percentage	8.04%	7.93%	7.99%		7.43%	7.04%	7.26%	
<b>OTHERS</b>	<b>64,312.65</b>	<b>784,400.15</b>	<b>848,712.80</b>		<b>26,284.25</b>	<b>1,154,091.40</b>	<b>1,180,375.66</b>	
Percentage	1.70%	28.59%	13.00%		0.58%	30.55%	14.17%	

**TOTAL PROCUREMENT BY AGENCY, INCLUDING NEX : 2004 - 2005**

ALL SOURCES OF FUNDING				(USD Thousand)				
AGENCY	2004			% PROCURED IN DEVELOPING COUNTRIES	2005			% PROCURED IN DEVELOPING COUNTRIES
	GOODS	SERVICES	TOTAL		GOODS	SERVICES	TOTAL	
ESCAP	1.94	2.78	4.72	91.88%	6.57	6.01	12.58	92.84%
ESCWA	0.85	1.53	2.38	94.78%	2.04	1.12	3.16	72.41%
ECE	Data included in UNOG figures				Data included in UNOG figures			
ECLAC	1.54	2.44	3.97	79.94%	3.10	2.44	5.54	63.09%
FAO	60.24	35.27	95.52	29.59%	65.44	45.80	111.25	38.06%
IAEA	54.48	16.41	70.89	8.80%	73.10	33.97	107.07	13.05%
ICAO	Data not submitted				Data not submitted			
ICTR	3.46		3.46	54.62%	Data not submitted			
ICTY	Data not submitted				Data not submitted			
IFAD	0.99	17.23	18.22		30.01		30.01	0.90%
ILO	11.80	53.00	64.80		17.61	41.03	58.63	63.35%
ITC	0.91	1.87	2.78	14.40%	1.38	2.88	4.25	21.97%
ITU	1.71	3.88	5.60	78.50%	8.85	9.27	18.12	20.95%
PAHO	218.75		218.75	30.00%	199.69	6.15	205.84	33.09%
UNCTAD	0.48	1.19	1.67	90.11%	0.24	1.57	1.81	99.33%
UNDP HQ Units (a)	9.00	93.00	102.00		11.00	104.00	115.00	6.96%
UNDP (DEX)	112.26	122.17	234.43	59.11%	101.58	232.79	334.38	
UNDP (NEX)	168.55	247.46	416.01	83.42%	421.80	272.02	693.82	
UNDP/IAPSO	119.58	22.06	141.64	8.03%	175.81	17.48	193.30	21.48%
UNECA	2.22	1.56	3.77	46.21%	4.86	1.40	6.27	49.97%
UNESCO	18.46	6.59	25.04	21.14%	Data not submitted			
UN/DPKO	Data included in UN/PS figures				Data included in UN/PS figures			
UNFPA	98.90	61.51	160.40	39.79%	179.93	73.55	253.48	48.58%
UNHCR	57.11	42.54	99.65	15.83%	65.74	46.25	111.99	23.37%
UNICEF	796.71		796.71	31.64%	1135.05		1135.05	45.13%
UNIDO	13.44	36.27	49.71	63.70%	20.72	24.76	45.47	54.40%
UN/PS (b)	542.24	713.03	1255.26	31.59%	734.03	821.68	1555.71	36.63%
UNOG	11.36	38.87	50.23	1.22%	23.12	39.61	62.74	1.15%
UNON	10.52	4.38	14.90	15.36%	14.41	10.77	25.18	34.13%
UNOPS	100.10	289.76	389.85	67.06%	110.58	608.85	719.43	74.29%
UNOV	3.57	4.17	7.74	7.87%	11.13	5.37	16.51	2.47%
UNRWA	89.98	95.09	185.07	88.00%	75.62	39.40	115.02	83.67%
UNU		0.56	0.56			1.29	1.29	
UNV	0.18	1.91	2.09	4.34%		2.54	2.54	
UPU	Data not submitted				Data not submitted			
WFP	1145.54	821.40	1966.94	41.30%	860.46	1319.95	2180.41	33.90%
WHO	63.34		63.34	8.62%	149.83		149.83	18.71%
WIPO	56.10		56.10	1.28%	43.94		43.94	1.83%
WMO	6.87	4.79	11.66	2.34%	5.66	5.10	10.76	10.11%
WTO		0.70	0.70		0.05	0.13	0.18	66.88%
<b>TOTAL</b>	<b>3,783.18</b>	<b>2,743.42</b>	<b>6,526.56</b>	<b>41.08%</b>	<b>4,553.36</b>	<b>3,777.17</b>	<b>8,330.53</b>	<b>43.14%</b>

(a) Total UNDP procurement data includes UNDP HQ procurement, procurement under National Execution (NEX) and Direct Execution (DEX). And UNDP IAPSO data. Total UNDP procurement in 2005 was US\$ 1.34 billion.

(b) United Nations Procurement Services (UN/PS) formerly United Nations Procurement Division (UN/PD)



PROCUREMENT OF GOODS BY COUNTRY OF PROCUREMENT AND SOURCE OF FUNDS : 2005

ALL SOURCES OF FUNDING		(USD Thousand)		
COUNTRY	SOURCE OF FUNDING		TOTAL	(%)
	UNDP	AP		
AFGHANISTAN	11,005.28	27,968.84	38,974.12	0.86%
ALBANIA	201.30	399.19	600.49	0.01%
ALGERIA	897.68	719.02	1,616.70	0.04%
ANDORRA				
ANGOLA	4,124.48	3,160.32	7,284.81	0.16%
ANTIGUA & BARBUDA		17.01	17.01	0.00%
ARGENTINA	4,675.75	20,942.90	25,618.65	0.56%
ARMENIA	46.00	1,613.31	1,659.30	0.04%
AUSTRALIA	106.07	7,683.08	7,789.15	0.17%
AUSTRIA	628.39	34,506.56	35,134.95	0.77%
AZERBAIJAN	2,401.80	2,667.22	5,069.02	0.11%
BAHAMAS				
BAHRAIN	33.74	222.99	256.73	0.01%
BANGLADESH	436.30	11,325.46	11,761.76	0.26%
BARBADOS	344.33	148.26	492.59	0.01%
BELARUS	3,615.67	304.66	3,920.33	0.09%
BELGIUM	62,230.32	309,220.08	371,450.39	8.16%
BELIZE		690.73	690.73	0.02%
BENIN	1,223.90	1,638.48	2,862.38	0.06%
BHUTAN	213.85	1,408.64	1,622.49	0.04%
BOLIVIA	415.70	3,160.76	3,576.46	0.08%
BOSNIA AND HERZEGOVINA	1,603.65	505.40	2,109.05	0.05%
BOTSWANA		527.02	527.02	0.01%
BRAZIL	45,559.92	25,077.85	70,637.76	1.55%
BRUNEI DARUSSALAM				
BULGARIA	661.67	5,469.41	6,131.08	0.13%
BURKINA FASO	125.86	4,211.62	4,337.48	0.10%
BURUNDI	531.14	9,909.41	10,440.55	0.23%
CAMBODIA		5,754.05	5,754.05	0.13%
CAMEROON	120.19	2,117.60	2,237.79	0.05%
CANADA	5,499.56	126,863.95	132,363.51	2.91%
CAPE VERDE	92.74	128.95	221.68	0.00%
CENTRAL AFRICAN REPUBLIC		1,797.27	1,797.27	0.04%
CHAD	173.92	2,624.36	2,798.27	0.06%
CHILE		3,612.36	3,612.36	0.08%
CHINA	3,885.78	68,789.00	72,674.78	1.60%
COLOMBIA	14,215.13	5,862.31	20,077.43	0.44%
COMOROS		343.61	343.61	0.01%
CONGO	372.40	617.77	990.17	0.02%
CONGO, DEM. REP.	11,970.50	51,489.59	63,460.08	1.39%
COSTA RICA	528.46	2,364.51	2,892.97	0.06%
COTE D'IVOIRE	7,499.87	15,726.65	23,226.52	0.51%
CROATIA		396.23	396.23	0.01%
CUBA		4,030.76	4,030.76	0.09%
CYPRUS	279.54	38,739.14	39,018.67	0.86%
CZECH REPUBLIC	9.15	12,765.30	12,774.45	0.28%
DENMARK	84,029.46	119,267.04	203,296.50	4.46%
DJIBOUTI	155.44	649.54	804.98	0.02%
DOMINICA		8.10	8.10	0.00%
DOMINICAN REPUBLIC	161.90	496.04	657.94	0.01%
DPR KOREA	31.58	6,798.68	6,830.25	0.15%
ECUADOR	1,235.24	32,816.43	34,051.67	0.75%
EGYPT	1,764.88	3,542.54	5,307.42	0.12%
EL SALVADOR	8,176.29	1,953.44	10,129.72	0.22%
EQUATORIAL GUINEA		278.92	278.92	0.01%
ERITREA	716.45	6,660.51	7,376.95	0.16%
ESTONIA	118.44	0.29	118.73	0.00%
ETHIOPIA	162.84	51,987.86	52,150.69	1.15%
FIJI	22.81	355.05	377.86	0.01%
FINLAND	15,458.00	14,275.26	29,733.26	0.65%
FRANCE	4,351.47	200,622.95	204,974.42	4.50%
GABON	1,984.06	104.63	2,088.69	0.05%
GAMBIA	61.38	312.00	373.38	0.01%
GEORGIA		1,319.87	1,319.87	0.03%
GERMANY	7,961.66	112,907.77	120,869.43	2.65%
GHANA	106.20	5,098.56	5,204.76	0.11%
GREECE		703.84	703.84	0.02%
GRENADA	43.27	17.52	60.79	0.00%
GUATEMALA	11,428.13	7,673.70	19,101.82	0.42%
GUINEA		1,895.89	1,895.89	0.04%
GUINEA-BISSAU	1,580.27	614.13	2,194.40	0.05%
GUYANA	41.58	367.46	409.04	0.01%
HAITI	8,050.85	21,091.33	29,142.18	0.64%
HONDURAS	50,822.33	8,460.69	59,283.02	1.30%
HUNGARY		3,369.37	3,369.37	0.07%
ICELAND		4.15	4.15	0.00%
INDIA	4,236.14	349,093.74	353,329.89	7.76%
INDONESIA	1,960.15	77,345.68	79,305.83	1.74%
IRAN (ISLAMIC REPUBLIC OF)	365.93	3,542.20	3,908.12	0.09%
IRAQ	346.91	943.96	1,290.87	0.03%
IRELAND	1,038.20	5,703.66	6,741.86	0.15%
ISRAEL	3,254.03	16,654.86	19,908.90	0.44%
ITALY	3,578.81	185,245.67	188,824.48	4.15%
JAMAICA	38.90	633.12	672.02	0.01%
JAPAN	12,043.11	178,917.48	190,960.59	4.19%

PROCUREMENT OF GOODS BY COUNTRY OF PROCUREMENT AND SOURCE OF FUNDS : 2005

ALL SOURCES OF FUNDING		(USD Thousand)		
COUNTRY	SOURCE OF FUNDING		TOTAL	(% )
	UNDP	AP		
JORDAN	4,276.33	30,200.57	34,476.90	0.76%
KAZAKHSTAN	374.98	2,630.62	3,005.60	0.07%
KENYA	18,903.88	51,582.11	70,485.99	1.55%
KIRIBATI				
KUWAIT	301.12	3,707.56	4,008.68	0.09%
KYRGYZSTAN	6,706.14	190.60	6,896.74	0.15%
LAO P.D.R.	1,352.26	2,527.47	3,879.73	0.09%
LATVIA	280.30	89.24	369.54	0.01%
LEBANON	2,779.82	16,482.22	19,262.03	0.42%
LESOTHO	175.15	4,051.99	4,227.14	0.09%
LIBERIA	9,992.27	38,984.87	48,977.14	1.08%
LIBYAN ARAB JAMAHIRIYA	34.50	84.25	118.75	0.00%
LIECHTENSTEIN		6,144.50	6,144.50	0.13%
LITHUANIA	2.58	74.53	77.11	0.00%
LUXEMBOURG		1,319.77	1,319.77	0.03%
MACEDONIA (TFYR)	542.85	6,675.05	7,217.91	0.16%
MADAGASCAR	125.43	3,625.76	3,751.20	0.08%
MALAWI	738.45	13,559.60	14,298.04	0.31%
MALAYSIA	44.37	21,434.65	21,479.02	0.47%
MALDIVES	40.16	9,452.50	9,492.66	0.21%
MALI	481.80	1,995.37	2,477.16	0.05%
MALTA		404.15	404.15	0.01%
MARSHALL ISLANDS				
MAURITANIA	106.00	2,475.24	2,581.24	0.06%
MAURITIUS	12.97	315.85	328.83	0.01%
MEXICO	464.22	3,767.97	4,232.19	0.09%
MICRONESIA (FED. STATES OF)				
MOLDOVA (REPUBLIC OF)	2,201.53	395.64	2,597.16	0.06%
MONACO		42,139.02	42,139.02	0.93%
MONGOLIA	408.38	650.42	1,058.80	0.02%
MOROCCO	312.94	4,654.46	4,967.41	0.11%
MOZAMBIQUE	1,677.58	4,650.68	6,328.26	0.14%
MYANMAR		8,042.38	8,042.38	0.18%
NAMIBIA	122.38	1,109.93	1,232.31	0.03%
NAURU				
NEPAL	719.05	10,321.05	11,040.10	0.24%
NETHERLANDS	3,628.85	92,328.02	95,956.87	2.11%
NEW ZEALAND	161.00	5,259.31	5,420.31	0.12%
NICARAGUA	824.13	2,186.77	3,010.90	0.07%
NIGER	338.50	2,080.31	2,418.81	0.05%
NIGERIA	7,673.54	9,807.50	17,481.05	0.38%
NORWAY	6,951.75	20,514.82	27,466.57	0.60%
OMAN		774.81	774.81	0.02%
PALAU				
PAKISTAN	168.60	62,029.92	62,198.52	1.37%
PANAMA	88.08	887.29	975.37	0.02%
PAPUA NEW GUINEA		362.35	362.35	0.01%
PARAGUAY	1,689.99	433.45	2,123.43	0.05%
PERU	152.51	25,095.79	25,248.30	0.55%
PHILIPPINES	1,305.12	2,755.04	4,060.16	0.09%
POLAND	225.81	505.98	731.79	0.02%
PORTUGAL	156.15	250.23	406.38	0.01%
QATAR		64.04	64.04	0.00%
REPUBLIC OF KOREA	278.33	21,260.36	21,538.68	0.47%
ROMANIA	218.70	629.97	848.68	0.02%
RUSSIAN FEDERATION	16,056.88	18,016.83	34,073.71	0.75%
RWANDA	370.88	6,251.70	6,622.58	0.15%
SAMOA		115.88	115.88	0.00%
SAN MARINO		46.19	46.19	0.00%
SAO TOME & PRINCIPE	62.78	43.85	106.63	0.00%
SAUDI ARABIA	302.09	240.79	542.88	0.01%
SENEGAL	264.50	7,212.60	7,477.10	0.16%
SEYCHELLES				
SIERRA LEONE	269.42	11,173.15	11,442.56	0.25%
SINGAPORE	289.41	5,192.50	5,481.91	0.12%
SLOVAKIA	595.01	429.14	1,024.15	0.02%
SLOVENIA	1.84	548.14	549.98	0.01%
SOLOMON ISLANDS		58.90	58.90	0.00%
SOMALIA	7,204.13	1,713.99	8,918.11	0.20%
SOUTH AFRICA	1,843.16	81,023.19	82,866.35	1.82%
SPAIN	3,022.50	16,076.73	19,099.23	0.42%
SRI LANKA	2,068.84	21,947.68	24,016.52	0.53%
ST KITTS & NEVIS				
ST. LUCIA	31.90		31.90	0.00%
ST. VINCENT & THE GRENADINES	7.44		7.44	0.00%
SUDAN		43,809.22	43,809.22	0.96%
SURINAME		28.28	28.28	0.00%
SWAZILAND	40.86	2,044.91	2,085.77	0.05%
SWEDEN	1,768.24	20,819.04	22,587.28	0.50%
SWITZERLAND	10,932.50	197,514.77	208,447.27	4.58%
SYRIAN ARAB REPUBLIC	417.20	8,652.38	9,069.58	0.20%
TAJIKISTAN	2,988.16	730.14	3,718.30	0.08%
THAILAND	982.21	37,685.72	38,667.93	0.85%
TIMOR-LESTE	402.94	3,515.12	3,918.05	0.09%
TOGO		457.97	457.97	0.01%

PROCUREMENT OF GOODS BY COUNTRY OF PROCUREMENT AND SOURCE OF FUNDS : 2005

ALL SOURCES OF FUNDING		(USD Thousand)		
COUNTRY	SOURCE OF FUNDING		TOTAL	(%)
	UNDP	AP		
TONGA				
TRINIDAD & TOBAGO		106.02	106.02	0.00%
TUNISIA		762.17	879.82	0.02%
TURKEY	688.90	42,194.84	42,883.74	0.94%
TURKMENISTAN	307.38	124.02	431.40	0.01%
TUVALU				
UNITED ARAB EMIRATES	226.43	37,071.45	37,297.88	0.82%
UGANDA	387.12	57,290.53	57,677.65	1.27%
UKRAINE	1,735.14	6,273.96	8,009.10	0.18%
UNITED KINGDOM	17,636.86	145,587.06	163,223.92	3.58%
UNITED REP. OF TANZANIA		35,016.70	35,016.70	0.77%
URUGUAY	350.20	3,077.10	3,427.30	0.08%
USA	38,930.57	259,001.21	297,931.78	6.54%
UZBEKISTAN	414.92	456.36	871.28	0.02%
VANUATU		0.66	0.66	0.00%
VENEZUELA	13,360.35	805.94	14,166.29	0.31%
VIET NAM	498.84	4,512.34	5,011.19	0.11%
YEMEN	607.17	8,754.80	9,361.97	0.21%
YUGOSLAVIA	2,984.92	1,391.19	4,376.11	0.10%
ZAMBIA		17,490.69	17,490.69	0.38%
ZIMBABWE	199.32	4,904.47	5,103.79	0.11%
<b>SUB-TOTAL</b>	<b>616,463.85</b>	<b>3,890,391.80</b>	<b>4,506,855.66</b>	<b>98.98%</b>
UNSPECIFIED COUNTRIES	11,355.90	14,928.35	26,284.25	0.58%
GLOBAL PROJECTS				
INTERREGIONAL PROJECTS				
ARAB COUNTRIES		16,381.75	16,381.75	0.36%
AFRICAN COUNTRIES				
ASIAN COUNTRIES	13.11	526.96	540.07	0.01%
EUROPEAN COUNTRIES	158.48	3,139.46	3,297.95	0.07%
LATIN AMERICA AND THE CARIBBEAN				
<b>GRAND-TOTAL</b>	<b>627,991.36</b>	<b>3,925,368.32</b>	<b>4,553,359.67</b>	<b>100.00%</b>
<b>INDUSTRIALIZED COUNTRIES:</b>	299,424.36	2,137,593.87	2,437,018.22	
Percentage	47.68%	54.46%	53.52%	
<b>DEVELOPING COUNTRIES/ ECONOMIES IN TRANSITION</b>	317,211.09	1,772,846.10	2,090,057.20	
Percentage	50.51%	45.16%	45.90%	
<b>ARAB STATES</b>	21,652.65	152,177.22	173,829.87	0.04
Percentage	3.45%	3.88%	3.82%	3.82%
<b>AFRICA</b>	74,471.50	498,175.01	572,646.51	0.13
Percentage	11.86%	12.69%	12.58%	12.58%
<b>ASIA &amp; PACIFIC</b>	29,960.58	757,715.91	787,676.49	0.17
Percentage	4.77%	19.30%	17.30%	17.30%
<b>EUROPE &amp; CIS</b>	28,016.84	185,448.96	213,465.80	0.05
Percentage	4.46%	4.72%	4.69%	4.69%
<b>LATIN AMERICA &amp; THE CARIBBEAN</b>	162,706.59	175,813.87	338,520.46	0.07
Percentage	25.91%	4.48%	7.43%	7.43%
<b>OTHERS</b>	11,355.90	14,928.35	26,284.25	0.01
Percentage	1.81%	0.38%	0.58%	0.58%

**TOTAL PROCUREMENT OF GOODS BY AGENCY AND COUNTRY OF PROCUREMENT : 2005**

COUNTRY	AGENCY					
	UNDP/ NEX	UNDP/ DEX	ESCAP	ESCWA	ECA	ECLAC
AFGHANISTAN	432.14	10,573.14				
ALBANIA	38.71	162.59				
ALGERIA	111.36	786.32				
ANDORRA						
ANGOLA	122.51	4,001.97				
ANTIGUA & BARBUDA						
ARGENTINA	4,320.59	355.16				1.80
ARMENIA	46.00					
AUSTRALIA		82.99	6.70			
AUSTRIA		610.39		8.56		
AZERBAIJAN	2,140.59	261.21				
BAHAMAS						
BAHRAIN	33.74					
BANGLADESH	263.82	172.48				
BARBADOS	344.33					
BELARUS	3,599.15	16.52				
BELGIUM	15,266.98	252.12				
BELIZE						
BENIN	109.71	1,114.19				
BHUTAN	213.85					
BOLIVIA	415.70					
BOSNIA AND HERZEGOVINA	39.43	1,564.22				
BOTSWANA						
BRAZIL	45,542.62	17.30				
BRUNEI DARUSSALAM						
BULGARIA	661.67					
BURKINA FASO	125.86					
BURUNDI		531.14				
CAMBODIA						
CAMEROON	120.19					
CANADA	1,180.01	15.22		0.69		
CAPE VERDE	92.74					
CENTRAL AFRICAN REPUBLIC						
CHAD	168.56	5.36				
CHILE						1,283.18
CHINA	1,900.22	932.65	60.26			
COLOMBIA	14,215.13					
COMOROS						
CONGO	372.40					
CONGO, DEM. REP.	11,269.07					
COSTA RICA	528.46					18.67
COTE D'IVOIRE	658.57	6,841.31				
CROATIA						
CUBA						
CYPRUS		279.54			176.02	
CZECH REPUBLIC	5.41	3.75				
DENMARK	68,913.30	4,620.61		142.73	469.90	269.12
DJIBOUTI	105.28	50.16				
DOMINICA						
DOMINICAN REPUBLIC	111.03	50.87				
DPR KOREA						
ECUADOR	1,204.34	30.90				
EGYPT	560.65	1,204.23			161.11	
EL SALVADOR	1,147.32	7,028.97				
EQUATORIAL GUINEA						
ERITREA	336.21	380.24				
ESTONIA	22.54	95.90				
ETHIOPIA	138.65	24.18			745.41	
FIJI		22.81	43.94			
FINLAND	15,458.00				109.30	
FRANCE	619.32	1,618.60			210.11	
GABON		1,984.06				
GAMBIA	61.38					
GEORGIA						
GERMANY	6,995.48	531.82	7.06	1.20	29.00	
GHANA	106.20				3.30	
GREECE						
GRENADA	34.97	8.30				
GUATEMALA	11,416.39	11.74				
GUINEA						
GUINEA-BISSAU	294.86	1,285.41				
GUYANA	38.42	3.16				
HAITI	72.36	5,994.77				
HONDURAS	48,131.28	2,691.05				
HUNGARY						
ICELAND						
INDIA	1,303.00	1,835.24	30.77		2.70	
INDONESIA	763.75	1,196.40				
IRAN (ISLAMIC REPUBLIC OF)	177.95	187.98				
IRAQ		346.91				
IRELAND	1,027.85	10.35	35.44			
ISRAEL		3,254.03			747.60	
ITALY	1,432.03	2,146.78			25.50	
JAMAICA		38.90				
JAPAN	3,728.91	3,062.81			54.70	

**TOTAL PROCUREMENT OF GOODS BY AGENCY AND COUNTRY OF PROCUREMENT : 2005**

COUNTRY	AGENCY					
	UNDP/ NEX	UNDP/ DEX	ESCAP	ESCWA	ECA	ECLAC
JORDAN	116.62	3,949.75				
KAZAKHSTAN	158.28	216.70				
KENYA	18,883.48	17.18			17.30	
KIRIBATI						
KUWAIT		301.12		0.13		
KYRGYZSTAN	6,458.49	247.66				
LAO P.D.R.	1,352.26			1,153.89		
LATVIA		280.30				
LEBANON	77.72	2,702.10				
LESOTHO	175.15					
LIBERIA	9,992.27					
LIBYAN ARAB JAMAHIRIYA						
LIECHTENSTEIN						
LITHUANIA		2.58				
LUXEMBOURG						
MACEDONIA (TFYR)	19.66	523.20				
MADAGASCAR	125.43					
MALAWI	738.45					
MALAYSIA	44.37		22.90			
MALDIVES	40.16					
MALI	481.80					
MALTA						
MARSHALL ISLANDS						
MAURITANIA	106.00					
MAURITIUS	12.97					
MEXICO	419.60	44.62				114.62
MICRONESIA (FED. STATES OF)						
MOLDOVA (REPUBLIC OF)	485.26	1,716.27				
MONACO						
MONGOLIA	408.38					
MOROCCO	312.94				16.60	
MOZAMBIQUE	1,642.84	34.74				
MYANMAR						
NAMIBIA	122.38					
NAURU						
NEPAL	474.25	244.80				
NETHERLANDS	1,181.25	1,796.17	23.77	35.65	6.50	
NEW ZEALAND		161.00				
NICARAGUA	478.29	345.84				
NIGER	238.78	99.72				
NIGERIA	7,673.54					
NORWAY	6,945.67	6.08				
OMAN						
PALAU						
PAKISTAN	168.60					
PANAMA		88.08				
PAPUA NEW GUINEA						
PARAGUAY	1,614.00	75.99				
PERU	152.51					
PHILIPPINES	1,305.12					
POLAND	102.40	123.41				
PORTUGAL	156.15					
QATAR						
REPUBLIC OF KOREA	244.35					
ROMANIA	163.00	55.70				
RUSSIAN FEDERATION	15,207.55	849.33				
RWANDA	370.88					
SAMOA						
SAN MARINO						
SAO TOME & PRINCIPE	0.60	62.18				
SAUDI ARABIA	49.22	252.87				
SENEGAL	259.00	5.50				
SEYCHELLES						
SIERRA LEONE		269.42				
SINGAPORE	260.42	28.99	14.15			
SLOVAKIA	451.43	143.59				
SLOVENIA	1.84					
SOLOMON ISLANDS						
SOMALIA		7,204.13				
SOUTH AFRICA	670.31	388.14			166.07	
SPAIN	2,714.70	307.80				3.34
SRI LANKA	2,068.84					
ST KITTS & NEVIS						
ST. LUCIA	31.90					
ST. VINCENT & THE GRENADINES	7.44					
SUDAN						
SURINAME						
SWAZILAND	38.76	2.11			47.25	
SWEDEN	1,732.79	2.66				27.72
SWITZERLAND	10,124.09		6.64			
SYRIAN ARAB REPUBLIC	417.20			18.50		
TAJIKISTAN	186.86	2,801.30				
THAILAND	2.50	828.15	5,576.24			
TIMOR-LESTE		402.94				
TOGO						

**TOTAL PROCUREMENT OF GOODS BY AGENCY AND COUNTRY OF PROCUREMENT : 2005**

ALL SOURCES OF FUNDING		(USD Thousand)				
COUNTRY	UNDP/ NEX	UNDP/ DEX	AGENCY			
			ESCAP	ESCWA	ECA	ECLAC
TONGA						
TRINIDAD & TOBAGO						53.18
TUNISIA	117.64					
TURKEY	630.42	58.48				
TURKMENISTAN	307.38					
TUVALU						
UNITED ARAB EMIRATES	47.22	136.61			797.70	
UGANDA	57.48	329.64				
UKRAINE	546.28	696.52				
UNITED KINGDOM	5,424.26	1,214.82	1.19		386.75	4.76
UNITED REP. OF TANZANIA						
URUGUAY	350.20					
USA	23,279.93	2,731.33	743.22	678.78	689.29	1,328.20
UZBEKISTAN	282.49	132.43				
VANUATU						
VENEZUELA	13,354.85	5.50				
VIET NAM	498.84					
YEMEN	270.49	336.68				
YUGOSLAVIA	2,644.14	340.78				
ZAMBIA						
ZIMBABWE	146.15	53.17				
<b>SUB-TOTAL</b>	<b>414,167.48</b>	<b>100,914.80</b>	<b>6,572.28</b>	<b>2,040.12</b>	<b>4,862.11</b>	<b>3,104.59</b>
UNSPECIFIED COUNTRIES	7,617.80	510.03				
GLOBAL PROJECTS						
INTERREGIONAL PROJECTS						
ARAB COUNTRIES						
AFRICAN COUNTRIES						
ASIAN COUNTRIES	13.11					
EUROPEAN COUNTRIES		158.48				
LATIN AMERICA & THE CARIBBEAN						
<b>GRAND-TOTAL</b>	<b>421,798.39</b>	<b>101,583.32</b>	<b>6,572.28</b>	<b>2,040.12</b>	<b>4,862.11</b>	<b>3,104.59</b>
<b>INDUSTRIALIZED COUNTRIES:</b>	181,388.29	23,274.91	824.02	867.61	2,728.65	1,633.14
Percentage	43.00%	22.91%	12.54%	42.53%	56.12%	52.60%
<b>DEVELOPING COUNTRIES/ ECONOMIES IN TRANSITION</b>	232,792.31	77,798.38	5,748.26	1,172.52	2,133.46	1,471.45
Percentage	55.19%	76.59%	87.46%	57.47%	43.88%	47.40%
<b>ARAB COUNTRIES</b>	2,897.09	18,018.77		18.63	177.71	
Percentage	0.69%	17.74%		0.91%	3.65%	
<b>AFRICAN COUNTRIES</b>	55702.91	17236.62			1,777.03	
Percentage	13.21%	16.97%			36.55%	
<b>ASIAN COUNTRIES</b>	11,757.98	15,834.67	5,748.26	1,153.89	2.70	
Percentage	2.79%	15.59%	87.46%	56.56%	0.06%	
<b>EUROPE &amp; CIS</b>	18,502.60	9,514.23			176.02	
Percentage	4.39%	9.37%			3.62%	
<b>LATIN AMERICA &amp; THE CARIB.</b>	143,931.72	16,791.15				1,471.45
Percentage	34.12%	16.53%				47.40%
<b>OTHERS</b>	7,617.80	510.03				
Percentage	1.81%	0.50%				

**TOTAL PROCUREMENT OF GOODS BY AGENCY AND COUNTRY OF PROCUREMENT : 2005**

ALL SOURCES OF FUNDING		(USD Thousand)				
COUNTRY	FAO	IAEA	IFAD	ILO	ITC	
AFGHANISTAN	557.50					
ALBANIA				1.68		
ALGERIA	102.00			3.03		
ANDORRA						
ANGOLA				32.72		
ANTIGUA & BARBUDA						
ARGENTINA	15.60	179.72				
ARMENIA		2.60	11.57			
AUSTRALIA	607.53	276.36	10.16			
AUSTRIA	5,110.40	17,660.85		15.88		
AZERBAIJAN		11.39				
BAHAMAS						
BAHRAIN						
BANGLADESH	22.95	3.82		6.70		
BARBADOS						
BELARUS		28.80				
BELGIUM	847.50	184.99	22.60	22.61		
BELIZE						
BENIN				3.95		
BHUTAN						
BOLIVIA	485.33					
BOSNIA AND HERZEGOVINA						
BOTSWANA	96.40					
BRAZIL	343.92	127.60		7.65		
BRUNEI DARUSSALAM						
BULGARIA	10.37	234.92				
BURKINA FASO		17.93		18.56		
BURUNDI	2,038.95			94.50		
CAMBODIA				19.01		
CAMEROON	28.17	6.19		3.89		
CANADA	37.66	1,360.01	287.94	23.78		
CAPE VERDE						
CENTRAL AFRICAN REPUBLIC					4.93	
CHAD					4.01	
CHILE	1,096.56	136.52		16.50		
CHINA	1,861.76	359.02			6.40	
COLOMBIA	4.00	8.23				
COMOROS						
CONGO		2.21		15.62		
CONGO, DEM. REP.	86.45			49.97		
COSTA RICA	20.00	3.39				
COTE D'IVOIRE	186.41					
CROATIA						
CUBA	11.41	6.00				
CYPRUS	174.68	8.47				
CZECH REPUBLIC	2.18	4,806.89				
DENMARK	1,204.24	374.85			15.51	
DJIBOUTI					107.60	
DOMINICA						
DOMINICAN REPUBLIC	45.52					
DPR KOREA		67.00				
ECUADOR	7.00	12.98				
EGYPT	608.89	46.36	44.42			
EL SALVADOR		13.42				
EQUATORIAL GUINEA						
ERITREA						
ESTONIA		0.29				
ETHIOPIA	4.73	12.57				
FIJI	89.09					
FINLAND	39.63	76.41		11.57		
FRANCE	1,989.33	2,517.93	488.43	667.93	50.00	
GABON		1.99				
GAMBIA	19.50	2.18				
GEORGIA		8.47				
GERMANY	1,068.16	11,878.15	515.93	101.25	0.26	
GHANA	356.55	0.98		37.64		
GREECE						
GRENADA						
GUATEMALA	55.30	89.98				
GUINEA	154.60					
GUINEA-BISSAU						
GUYANA						
HAITI	97.15					
HONDURAS						
HUNGARY		2,927.30				
ICELAND				4.15		
INDIA	638.80	9.72		5.71	126.08	
INDONESIA	260.06	44.31		58.20		
IRAN (ISLAMIC REPUBLIC OF)						
IRAQ						
IRELAND			1.28			
ISRAEL		555.80				
ITALY	10,082.36	609.11	24,607.71	528.86		
JAMAICA		0.65		7.95		
JAPAN	4,617.12	213.37	14.48	445.29	44.03	

**TOTAL PROCUREMENT OF GOODS BY AGENCY AND COUNTRY OF PROCUREMENT : 2005**

ALL SOURCES OF FUNDING		(USD Thousand)				
COUNTRY	FAO	IAEA	IFAD	ILO	ITC	
JORDAN	1,391.62	6.98				
KAZAKHSTAN				8.66		
KENYA	391.74	11.75		1.84		
KIRIBATI						
KUWAIT	1,459.48					
KYRGYZSTAN				8.28		
LAO P.D.R.	30.75					
LATVIA		87.22				
LEBANON	308.80			106.63		
LESOTHO						
LIBERIA						
LIBYAN ARAB JAMAHIRIYA						
LIECHTENSTEIN						
LITHUANIA		64.02				
LUXEMBOURG	140.51	20.24				
MACEDONIA (TFYR)						
MADAGASCAR		1.55		87.10		
MALAWI						
MALAYSIA	14.22	1.40				
MALDIVES	651.08					
MALI		35.18			4.23	
MALTA	368.92			35.23		
MARSHALL ISLANDS						
MAURITANIA	501.04					
MAURITIUS		10.48				
MEXICO	23.47	48.56				
MICRONESIA (FED. STATES OF)						
MOLDOVA (REPUBLIC OF)		5.40		1.95		
MONACO	0.61	40.28				
MONGOLIA	27.51	34.43				
MOROCCO		22.29		19.65		
MOZAMBIQUE				4.45		
MYANMAR		3.40				
NAMIBIA		10.42				
NAURU						
NEPAL						
NETHERLANDS	2,749.15	1,414.92	4.53	2.94		
NEW ZEALAND	54.27	26.37				
NICARAGUA						
NIGER		9.00				
NIGERIA						
NORWAY	25.41	2.02				
OMAN						
PALAU						
PAKISTAN	732.83	41.32	5.98	71.36		
PANAMA	1.89					
PAPUA NEW GUINEA						
PARAGUAY		3.88		4.40		
PERU	0.15	23.83		13.50		
PHILIPPINES	2.22	79.61	5.85	1.24		
POLAND	5.51	221.49				
PORTUGAL		2.35				
QATAR			64.04			
REPUBLIC OF KOREA	1,000.75	250.98				
ROMANIA		237.31				
RUSSIAN FEDERATION	1,190.56	1,511.45				
RWANDA				3.46		
SAMOA						
SAN MARINO	46.19					
SAO TOME & PRINCIPE						
SAUDI ARABIA						
SENEGAL	8.97	6.43		10.90	7.90	
SEYCHELLES						
SIERRA LEONE		3.15			12.80	
SINGAPORE	46.24	84.25				
SLOVAKIA		320.39				
SLOVENIA	380.98	143.15				
SOLOMON ISLANDS						
SOMALIA	330.00					
SOUTH AFRICA	1,965.19	202.82	5.85	13.47		
SPAIN	73.95	180.62	2.09	5.04		
SRI LANKA	859.14	3.85		2.92		
ST KITTS & NEVIS						
ST. LUCIA						
ST. VINCENT & THE GRENADINES						
SUDAN	90.73	14.21				
SURINAME						
SWAZILAND	499.39					
SWEDEN	156.28	267.50	1.27			
SWITZERLAND	702.04	779.98	0.24	12,526.81	982.11	
SYRIAN ARAB REPUBLIC	2.53					
TAJIKISTAN		1.40				
THAILAND	2,014.89	29.55	34.53	9.54		
TIMOR-LESTE						
TOGO				7.00		



**TOTAL PROCUREMENT OF GOODS BY AGENCY AND COUNTRY OF PROCUREMENT : 2005**

ALL SOURCES OF FUNDING		(USD Thousand)				
COUNTRY	FAO	IAEA	IFAD	ILO	ITC	
TONGA						
TRINIDAD & TOBAGO						
TUNISIA		8.40		2.14		
TURKEY	554.64	13.72				
TURKMENISTAN						
TUVALU						
UNITED ARAB EMIRATES	765.83	20.59				
UGANDA	3,108.45	8.61		2.97		
UKRAINE		36.09				
UNITED KINGDOM	1,923.97	2,342.90		138.56	3.66	
UNITED REP. OF TANZANIA		50.31	98.57	1,577.00		
URUGUAY	10.38	4.04				
USA	3,173.48	19,164.30	3,785.63	690.96	0.23	
UZBEKISTAN		2.46		0.97		
VANUATU						
VENEZUELA		8.08				
VIET NAM	9.45	15.91		28.70		
YEMEN						
YUGOSLAVIA	7.15					
ZAMBIA		0.50		13.87	9.16	
ZIMBABWE		9.72		2.65		
<b>SUB-TOTAL</b>	<b>62,888.06</b>	<b>72,840.79</b>	<b>30,013.12</b>	<b>17,608.76</b>	<b>1,378.90</b>	
UNSPECIFIED COUNTRIES	2,555.92	256.10				
GLOBAL PROJECTS						
INTERREGIONAL PROJECTS						
ARAB COUNTRIES						
AFRICAN COUNTRIES						
ASIAN COUNTRIES						
EUROPEAN COUNTRIES						
LATIN AMERICA & THE CARIBBEAN						
<b>GRAND-TOTAL</b>	<b>65,443.98</b>	<b>73,096.90</b>	<b>30,013.12</b>	<b>17,608.76</b>	<b>1,378.90</b>	
<b>INDUSTRIALIZED COUNTRIES:</b>	35,840.34	61,460.76	29,742.30	15,185.63	1,095.79	
Percentage	54.76%	84.08%	99.10%	86.24%	79.47%	
<b>DEVELOPING COUNTRIES/ ECONOMIES IN TRANSITION</b>	27,047.72	11,380.03	270.82	2,423.13	283.11	
Percentage	41.33%	15.57%	0.90%	13.76%	20.53%	
<b>ARAB COUNTRIES</b>	4,294.03	134.32	108.46	131.44	107.60	
Percentage	6.56%	0.18%	0.36%	0.75%	7.80%	
<b>AFRICAN COUNTRIES</b>	7,103.91	415.96	104.42	1,978.57	43.04	
Percentage	10.85%	0.57%	0.35%	11.24%	3.12%	
<b>ASIAN COUNTRIES</b>	8,819.23	1,028.57	46.37	203.38	132.48	
Percentage	13.48%	1.41%	0.15%	1.15%	9.61%	
<b>EUROPE &amp; CIS</b>	4,612.87	9,134.30	11.57	59.74		
Percentage	7.05%	12.50%	0.04%	0.34%		
<b>LATIN AMERICA &amp; THE CARIB.</b>	2,217.68	666.87		50.00		
Percentage	3.39%	0.91%		0.28%		
<b>OTHERS</b>	2,555.92	256.10				
Percentage	3.91%	0.35%				

**TOTAL PROCUREMENT OF GOODS BY AGENCY AND COUNTRY OF PROCUREMENT : 2005**

**ALL SOURCES OF FUNDING**

COUNTRY	AGENCY				
	ITU	PAHO	UNCTAD	UNDP/ HQ	UNDP/ IAPSO
AFGHANISTAN					
ALBANIA					
ALGERIA					
ANDORRA					
ANGOLA	0.73				
ANTIGUA & BARBUDA					
ARGENTINA	102.45	71.39			
ARMENIA		23.65			23.08
AUSTRALIA		30.81			
AUSTRIA					
AZERBAIJAN					
BAHAMAS					
BAHRAIN					
BANGLADESH	32.78				
BARBADOS					
BELARUS					
BELGIUM	15.07	43,819.57			46,711.21
BELIZE					
BENIN					
BHUTAN	651.77				
BOLIVIA			3.30		
BOSNIA AND HERZEGOVINA	23.52				
BOTSWANA					
BRAZIL		18,000.27			
BRUNEI DARUSSALAM					
BULGARIA	52.11				
BURKINA FASO					
BURUNDI					
CAMBODIA			15.80		
CAMEROON					
CANADA		965.27			4,304.04
CAPE VERDE	6.85				
CENTRAL AFRICAN REPUBLIC					
CHAD					
CHILE		121.31			
CHINA	0.21				1,039.45
COLOMBIA					
COMOROS					
CONGO					
CONGO, DEM. REP.					701.43
COSTA RICA	16.66	2,040.41			
COTE D'IVOIRE			34.50		
CROATIA					
CUBA		0.50	43.00		
CYPRUS					
CZECH REPUBLIC					
DENMARK	439.06	180.44			12,990.69
DJIBOUTI					
DOMINICA	8.10				
DOMINICAN REPUBLIC					
DPR KOREA		5,525.52			
ECUADOR	11.91				
EGYPT	0.53				
EL SALVADOR		21.04			
EQUATORIAL GUINEA					
ERITREA					
ESTONIA					
ETHIOPIA	46.08		11.10		
FIJI					
FINLAND		87.00			
FRANCE	646.66	41,391.62			2,683.61
GABON					
GAMBIA	18.37				
GEORGIA					
GERMANY	77.82	818.32			572.04
GHANA					
GREECE					
GRENADA					
GUATEMALA		1,453.09			
GUINEA					
GUINEA-BISSAU					
GUYANA					
HAITI					1,983.72
HONDURAS	12.31				
HUNGARY					
ICELAND					
INDIA	8.09	37,187.73	16.40		36,117.83
INDONESIA					
IRAN (ISLAMIC REPUBLIC OF)					
IRAQ					
IRELAND		84.82			
ISRAEL		8.25			
ITALY		7,500.23			
JAMAICA					
JAPAN		283.79			32,186.79

**TOTAL PROCUREMENT OF GOODS BY AGENCY AND COUNTRY OF PROCUREMENT : 2005**

**ALL SOURCES OF FUNDING**

COUNTRY	AGENCY				
	ITU	PAHO	UNCTAD	UNDP/ HQ	UNDP/ IAPSO
JORDAN	3.88				209.96
KAZAKHSTAN					
KENYA	34.94		2.50		
KIRIBATI					
KUWAIT					
KYRGYZSTAN					
LAO P.D.R.			32.10		
LATVIA					
LEBANON					
LESOTHO					
LIBERIA	39.41				
LIBYAN ARAB JAMAHIRIYA					
LIECHTENSTEIN					
LITHUANIA					
LUXEMBOURG					
MACEDONIA (TFYR)					
MADAGASCAR					
MALAWI					
MALAYSIA		1.44	1.00		
MALDIVES					
MALI	35.73				
MALTA					
MARSHALL ISLANDS					
MAURITANIA	22.79		5.50		
MAURITIUS					
MEXICO		32.11			
MICRONESIA (FED. STATES OF)					
MOLDOVA (REPUBLIC OF)					
MONACO					
MONGOLIA	15.27				
MOROCCO	68.55				
MOZAMBIQUE					
MYANMAR					
NAMIBIA					
NAURU					
NEPAL					
NETHERLANDS		1,472.67			14,486.89
NEW ZEALAND		16.74			
NICARAGUA					
NIGER					
NIGERIA	2.66				
NORWAY	22.90	1,089.85			
OMAN					
PALAU					
PAKISTAN					
PANAMA		247.98			
PAPUA NEW GUINEA	32.74		52.50		
PARAGUAY					
PERU					
PHILIPPINES	8.47				
POLAND	6.78				
PORTUGAL		2.43			
QATAR					
REPUBLIC OF KOREA					61.22
ROMANIA					
RUSSIAN FEDERATION					490.89
RWANDA	25.33				
SAMOA	95.38				
SAN MARINO					
SAO TOME & PRINCIPE					
SAUDI ARABIA					
SENEGAL	98.82				
SEYCHELLES					
SIERRA LEONE					
SINGAPORE					
SLOVAKIA	3.90				
SLOVENIA					
SOLOMON ISLANDS	58.90				
SOMALIA					
SOUTH AFRICA	7.04				784.71
SPAIN		416.03			
SRI LANKA					
ST KITTS & NEVIS					
ST. LUCIA					
ST. VINCENT & THE GRENADINES					
SUDAN					
SURINAME	13.33				
SWAZILAND					
SWEDEN	3.70	62.91			115.26
SWITZERLAND	5,819.18	7,477.77			929.86
SYRIAN ARAB REPUBLIC					
TAJIKISTAN	100.72				
THAILAND					103.87
TIMOR-LESTE					
TOGO					

**TOTAL PROCUREMENT OF GOODS BY AGENCY AND COUNTRY OF PROCUREMENT : 2005**

**ALL SOURCES OF FUNDING**

COUNTRY	AGENCY				
	ITU	PAHO	UNCTAD	UNDP/ HQ	UNDP/ IAPSO
TONGA					
TRINIDAD & TOBAGO	0.46	2.55			
TUNISIA					
TURKEY		1,059.35			
TURKMENISTAN					
TUVALU					
UNITED ARAB EMIRATES					29.12
UGANDA	20.23				
UKRAINE					492.34
UNITED KINGDOM	21.37	131.28			11,835.72
UNITED REP. OF TANZANIA					
URUGUAY		2,333.21			
USA	24.70	25,720.59		11,000.00	2,046.70
UZBEKISTAN					
VANUATU					
VENEZUELA		3.54	12.60		
VIET NAM					
YEMEN			9.10		
YUGOSLAVIA	19.55				
ZAMBIA	67.34				
ZIMBABWE	6.45				
<b>SUB-TOTAL</b>	<b>8,851.58</b>	<b>199,685.48</b>	<b>239.40</b>	<b>11,000.00</b>	<b>170,900.43</b>
UNSPECIFIED COUNTRIES					4,914.56
GLOBAL PROJECTS					
INTERREGIONAL PROJECTS					
ARAB COUNTRIES					
AFRICAN COUNTRIES					
ASIAN COUNTRIES					
EUROPEAN COUNTRIES					
LATIN AMERICA & THE CARIBBEAN					
<b>GRAND-TOTAL</b>	<b>8,851.58</b>	<b>199,685.48</b>	<b>239.40</b>	<b>11,000.00</b>	<b>175,814.99</b>
<b>INDUSTRIALIZED COUNTRIES:</b>	7,070.45	131,584.04		11,000.00	129,376.79
Percentage	79.88%	65.90%		100.00%	73.59%
<b>DEVELOPING COUNTRIES/ ECONOMIES IN TRANSITION</b>	1,781.13	68,101.44	239.40		41,523.64
Percentage	20.12%	34.10%	100.00%		23.62%
<b>ARAB COUNTRIES</b>	72.96		9.10		702.29
Percentage	0.82%		3.80%		0.40%
<b>AFRICAN COUNTRIES</b>	412.52		53.60		1515.26
Percentage	4.66%		22.39%		0.86%
<b>ASIAN COUNTRIES</b>	903.61	42,714.69	117.80		37,322.37
Percentage	10.21%	21.39%	49.21%		21.23%
<b>EUROPE &amp; CIS</b>	226.81	1,059.35			
Percentage	2.56%	0.53%			
<b>LATIN AMERICA &amp; THE CARIB.</b>	165.23	24,327.40	58.90		1,983.72
Percentage	1.87%	12.18%	24.60%		1.13%
<b>OTHERS</b>					4,914.56
Percentage					2.80%

**TOTAL PROCUREMENT OF GOODS BY AGENCY AND COUNTRY OF PROCUREMENT : 2005**

ALL SOURCES OF FUNDING		(USD Thousand)				
COUNTRY	AGENCY					
	UNFPA	UNHCR	UNICEF	UNIDO	UNOG	UNON
AFGHANISTAN	639.72		4,289.18			
ALBANIA	118.12		259.86			2.89
ALGERIA	77.16		210.27			
ANDORRA						
ANGOLA	771.64		1,774.36			
ANTIGUA & BARBUDA	17.01					
ARGENTINA	9.21		733.42	437.00		
ARMENIA	133.80		126.21			
AUSTRALIA	11.16	1,809.74	860.22			2.06
AUSTRIA	6.46		478.70	508.00		13.20
AZERBAIJAN	206.94		127.54			
BAHAMAS						
BAHRAIN						216.89
BANGLADESH	257.15		7,857.16			
BARBADOS			148.26			
BELARUS	58.95		216.92			
BELGIUM	23,365.82	153.91	221,552.48	679.00	7.96	
BELIZE	21.38		84.86			
BENIN	327.48		942.61			
BHUTAN	59.42		501.98			
BOLIVIA	119.16		1,503.29			
BOSNIA AND HERZEGOVINA	8.58		473.30			
BOTSWANA	98.78		300.29			
BRAZIL	180.06		3,829.24	216.00		
BRUNEI DARUSSALAM						
BULGARIA	17.45		158.24			
BURKINA FASO	869.80		1,193.63	44.00		
BURUNDI	78.75	498.47	2,051.36			
CAMBODIA	402.76		2,855.59			
CAMEROON	525.60		853.13			
CANADA	5,421.36	4.32	5,099.50	15.00	78.80	13.83
CAPE VERDE	0.66		121.44			
CENTRAL AFRICAN REPUBLIC	479.49		1,215.28			
CHAD	34.84		1,802.99			
CHILE	12.66		945.17			
CHINA	564.27	6,710.35	26,297.11	1,604.00		688.03
COLOMBIA	44.08		406.87			
COMOROS	10.19		333.42			
CONGO	92.22		319.07			
CONGO, DEM. REP.	2,716.00		2,959.88			
COSTA RICA	13.38		102.00			
COTE D'IVOIRE	215.96		1,575.49			
CROATIA			124.04	31.00		
CUBA	232.09		1,621.12			
CYPRUS	29.97		7,017.13			
CZECH REPUBLIC			881.69	2.00		
DENMARK	4,437.75	4,749.11	40,000.51	1,930.00	429.00	663.43
DJIBOUTI	2.56		253.50			
DOMINICA						
DOMINICAN REPUBLIC	95.00		160.23			
DPR KOREA			294.43			3.53
ECUADOR	41.05		194.75			
EGYPT	239.31		349.83	156.00		113.71
EL SALVADOR	259.94		1,088.44			1.50
EQUATORIAL GUINEA	249.18		29.73			
ERITREA	45.78		340.72			
ESTONIA						
ETHIOPIA	388.15		7,017.55			
FIJI	104.56		117.45			
FINLAND	907.89	379.83	7,684.21	702.00		
FRANCE	554.23	406.41	82,153.92	338.00	882.10	385.01
GABON	45.96		56.15			
GAMBIA	105.23		125.58			
GEORGIA	51.87		140.88			
GERMANY	13,419.49	4,270.44	31,231.13	500.00	187.93	69.36
GHANA	166.39		2,663.21			
GREECE	21.33			458.00		
GRENADA			17.52			
GUATEMALA	305.60		758.68	168.00		
GUINEA	164.17		1,116.20			
GUINEA-BISSAU	134.35		358.97			
GUYANA	1.20		323.08			
HAITI	383.29		1,297.17			
HONDURAS	846.34		303.53			
HUNGARY			124.16			
ICELAND						
INDIA	12,414.00	5,477.37	205,388.90	173.00	114.90	32.07
INDONESIA	4,445.44		19,858.84			
IRAN (ISLAMIC REPUBLIC OF)	375.21	307.69	2,794.86			
IRAQ	2.09		836.55			
IRELAND	98.80	71.97	3,721.70	69.00	102.44	74.83
ISRAEL	119.00		5,016.32	132.00	24.14	
ITALY	203.34	1,258.60	32,610.58	6,177.00	1,062.70	
JAMAICA	126.22		486.19			
JAPAN	1,151.33	5,216.71	53,980.96	73.00		245.49

**TOTAL PROCUREMENT OF GOODS BY AGENCY AND COUNTRY OF PROCUREMENT : 2005**

ALL SOURCES OF FUNDING		(USD Thousand)				
COUNTRY	AGENCY					
	UNFPA	UNHCR	UNICEF	UNIDO	UNOG	UNON
JORDAN	153.54		7,807.73			6.49
KAZAKHSTAN	17.35		203.37		0.58	
KENYA	1,148.36	3,548.88	20,945.89			7,192.60
KIRIBATI						
KUWAIT						
KYRGYZSTAN	127.38		54.95			
LAO P.D.R.	133.54		1,044.00			
LATVIA	2.01					
LEBANON	5.71	47.23	1,106.99	80.00		
LESOTHO	107.82		292.51			
LIBERIA	195.71		830.16			
LIBYAN ARAB JAMAHIRIYA						
LIECHTENSTEIN			6,144.50			
LITHUANIA						
LUXEMBOURG						
MACEDONIA (TFYR)				126.00		
MADAGASCAR	107.46		3,088.30			
MALAWI	694.83		2,473.49			
MALAYSIA	181.05		270.57			
MALDIVES	255.90		5,302.99			
MALI	298.14		1,385.21			
MALTA						
MARSHALL ISLANDS						
MAURITANIA	377.19		944.08			
MAURITIUS			305.38			
MEXICO	344.99		839.79			114.27
MICRONESIA (FED. STATES OF)						
MOLDOVA (REPUBLIC OF)			388.28			
MONACO	74.00					
MONGOLIA	196.08		377.13			
MOROCCO	39.23		695.78	120.00		
MOZAMBIQUE	266.61		1,243.93			
MYANMAR	498.88		1,516.14			
NAMIBIA	121.06		472.41			
NAURU						
NEPAL	549.00		2,901.62			8.77
NETHERLANDS	24,924.00	1,444.45	8,572.60	462.00	14.08	577.09
NEW ZEALAND			54.83			
NICARAGUA	265.42		742.98			
NIGER	879.68		323.06			
NIGERIA	1,047.93		4,288.42			
NORWAY	61.39	1,066.93	3,480.33		959.39	
OMAN		5.91	603.03			
PALAU						
PAKISTAN	4,438.00	2,454.72	29,220.91	111.00		
PANAMA	13.28		489.23			
PAPUA NEW GUINEA	67.93		209.18			
PARAGUAY	55.41		369.76			
PERU	17,570.46		638.25			
PHILIPPINES	572.08		1,957.18			
POLAND	0.66		271.56			
PORTUGAL	3.54					
QATAR						
REPUBLIC OF KOREA	5,762.00	2,203.47	8,574.22			
ROMANIA	194.46		197.39			
RUSSIAN FEDERATION	44.90		1,619.72			
RWANDA	117.20		564.24			
SAMOA						
SAN MARINO						
SAO TOME & PRINCIPE	34.00		9.85			
SAUDI ARABIA			5.97			
SENEGAL	561.00	223.54	1,157.58			
SEYCHELLES						
SIERRA LEONE	34.58		1,007.23			
SINGAPORE	58.06		786.83			
SLOVAKIA	16.66					
SLOVENIA	10.53	13.47				
SOLOMON ISLANDS						
SOMALIA	590.78		648.95			26.96
SOUTH AFRICA		15.21	11,374.50	94.00	4.64	16.12
SPAIN	378.00		1,647.72	1,946.00	47.68	1.89
SRI LANKA			7,642.15			
ST KITTS & NEVIS						
ST. LUCIA						
ST. VINCENT & THE GRENADINES						
SUDAN	778.85		11,450.08			
SURINAME	7.65		7.30			
SWAZILAND	66.77		751.32			
SWEDEN	64.98	2,420.88	9,701.27	17.00		
SWITZERLAND	1,295.46	8,570.08	42,905.09	545.00	12,856.97	7.77
SYRIAN ARAB REPUBLIC	284.87		316.56			12.00
TAJIKISTAN	47.59		358.98			
THAILAND	733.00		13,576.89			
TIMOR-LESTE	94.49		395.58			
TOGO	107.00		342.65			

**TOTAL PROCUREMENT OF GOODS BY AGENCY AND COUNTRY OF PROCUREMENT : 2005**

ALL SOURCES OF FUNDING		(USD Thousand)				
COUNTRY	AGENCY					
	UNFPA	UNHCR	UNICEF	UNIDO	UNOG	UNON
TONGA						
TRINIDAD & TOBAGO	15.00		34.83			
TUNISIA	79.41		407.22	265.00		
TURKEY	93.26	120.69	959.15	170.00		
TURKMENISTAN	30.69		93.32			
TUVALU						
UNITED ARAB EMIRATES	95.00	1,046.95	8,674.34	105.00		18.06
UGANDA	86.00		4,022.41			
UKRAINE	196.00		477.93	123.00		
UNITED KINGDOM	9,822.00	10,043.37	31,148.69	1,046.00	5,452.76	2,772.64
UNITED REP. OF TANZANIA	1,840.00	583.30	7,904.69			3.67
URUGUAY			82.51			
USA	17,908.00	616.10	32,850.84	1,097.00	896.90	1,080.85
UZBEKISTAN	153.00		296.66			
VANUATU			0.66			
VENEZUELA	452.00		329.73			
VIET NAM	332.00		1,924.93			5.45
YEMEN	122.00		7,870.10			
YUGOSLAVIA			137.09			36.18
ZAMBIA	454.00		1,358.73			
ZIMBABWE	933.00		2,145.83			
<b>SUB-TOTAL</b>	<b>179,845.38</b>	<b>65,740.10</b>	<b>1,134,718.95</b>	<b>20,719.00</b>	<b>23,122.96</b>	<b>14,406.63</b>
UNSPECIFIED COUNTRIES	85.00		328.07			
GLOBAL PROJECTS						
INTERREGIONAL PROJECTS						
ARAB COUNTRIES						
AFRICAN COUNTRIES						
ASIAN COUNTRIES						
EUROPEAN COUNTRIES						
LATIN AMERICA & THE CARIBBEAN						
<b>GRAND-TOTAL</b>	<b>179,930.38</b>	<b>65,740.10</b>	<b>1,135,047.02</b>	<b>20,719.00</b>	<b>23,122.96</b>	<b>14,406.63</b>
<b>INDUSTRIALIZED COUNTRIES:</b>	104,294.22	42,482.85	622,515.81	16,694.00	23,002.84	5,907.44
Percentage	57.96%	64.62%	54.84%	80.57%	99.48%	41.01%
<b>DEVELOPING COUNTRIES/ ECONOMIES IN TRANSITION</b>	75,551.16	23,257.25	512,203.14	4,025.00	120.11	8,499.19
Percentage	41.99%	35.38%	45.13%	19.43%	0.52%	58.99%
<b>ARAB COUNTRIES</b>	2,946.73	360.83	35,835.34	744.00		376.05
Percentage	1.64%	0.55%	3.16%	3.59%		2.61%
<b>AFRICAN COUNTRIES</b>	17,007.96	5,916.35	99,034.84	243.00	4.64	7,230.45
Percentage	9.45%	9.00%	8.73%	1.17%	0.02%	50.19%
<b>ASIAN COUNTRIES</b>	32,664.83	16,845.91	342,766.04	1,888.00	114.90	737.86
Percentage	18.15%	25.63%	30.20%	9.11%	0.50%	5.12%
<b>EUROPE &amp; CIS</b>	1,405.25	134.16	16,633.13	329.00	0.58	39.06
Percentage	0.78%	0.20%	1.47%	1.59%	0.00%	0.27%
<b>LATIN AMERICA &amp; THE CARIB.</b>	21,431.89		17,538.21	821.00		115.77
Percentage	11.91%		1.55%	3.96%		0.80%
<b>OTHERS</b>	85.00		328.07			
Percentage	0.05%		0.03%			

**TOTAL PROCUREMENT OF GOODS BY AGENCY AND COUNTRY OF PROCUREMENT : 2005**

ALL SOURCES OF FUNDING		(USD Thousand)			
COUNTRY	AGENC'				
	UNOPS	UNOV	UN/PD	UNRWA	WFP
AFGHANISTAN	17,847.69		841.17		3,793.58
ALBANIA					3.93
ALGERIA			174.83	57.83	91.51
ANDORRA					
ANGOLA	3.00				577.88
ANTIGUA & BARBUDA					
ARGENTINA	12,554.63				6,815.83
ARMENIA					1,339.13
AUSTRALIA	461.18		979.88		2,384.80
AUSTRIA	15.86	5,997.66	4,532.50	21.55	11.67
AZERBAIJAN					2,321.36
BAHAMAS					
BAHRAIN		6.11			
BANGLADESH	40.55				3,104.35
BARBADOS					
BELARUS					
BELGIUM		46.39	920.67	637.65	15,780.13
BELIZE					582.42
BENIN					364.44
BHUTAN					195.47
BOLIVIA					1,049.69
BOSNIA AND HERZEGOVINA					
BOTSWANA					15.68
BRAZIL	491.15				1,295.63
BRUNEI DARUSSALAM					
BULGARIA					4,995.42
BURKINA FASO					2,067.70
BURUNDI			4,221.11		926.27
CAMBODIA					2,446.28
CAMEROON					700.62
CANADA	9,224.66	33.73	34,527.48	274.63	69,337.61
CAPE VERDE					
CENTRAL AFRICAN REPUBLIC					97.57
CHAD	297.45				485.06
CHILE					0.47
CHINA	300.30		212.40	274.63	27,268.99
COLOMBIA	205.01				5,180.48
COMOROS					
CONGO					188.64
CONGO, DEM. REP.	591.96		41,649.00		3,436.34
COSTA RICA	127.72				
COTE D'IVOIRE			11,523.52		2,190.76
CROATIA	178.33	2.16	60.70		
CUBA					2,116.64
CYPRUS	178.19		29,791.12	1,362.01	
CZECH REPUBLIC		3.44	6,766.13		302.96
DENMARK	4,470.82	1,021.42	23,230.63	429.48	26,892.03
DJIBOUTI					285.87
DOMINICA					
DOMINICAN REPUBLIC			195.28		
DPR KOREA	9.52				898.01
ECUADOR					32,548.74
EGYPT	291.67			510.48	990.32
EL SALVADOR	205.66				363.44
EQUATORIAL GUINEA					
ERITREA			6,235.94		38.07
ESTONIA					
ETHIOPIA	65.75	55.00	677.01		42,964.40
FIJI					
FINLAND			1,344.15		697.21
FRANCE	1,339.91	6.82	47,327.87	1,999.79	8,228.81
GABON					
GAMBIA					41.14
GEORGIA			859.72		258.92
GERMANY	1,925.38	941.67	21,308.09	635.00	12,075.57
GHANA			1,351.97		518.52
GREECE			140.93	62.72	
GRENADA					
GUATEMALA	3,070.51				1,772.54
GUINEA	4.45				456.47
GUINEA-BISSAU					120.81
GUYANA					43.18
HAITI	53.76		18,869.03		390.93
HONDURAS	1.15				7,297.35
HUNGARY			40.43		14.76
ICELAND					
INDIA	4,066.35		6,713.02		27,775.58
INDONESIA	177.13				52,346.31
IRAN (ISLAMIC REPUBLIC OF)	35.51				28.93
IRAQ			42.05		63.28
IRELAND		28.52	188.83		31.13
ISRAEL			7,372.63	2,557.09	48.34
ITALY	991.60	28.63	70,343.24	877.47	26,783.58
JAMAICA					
JAPAN	1,854.90	10.36	49,134.64	609.21	21,174.17



**TOTAL PROCUREMENT OF GOODS BY AGENCY AND COUNTRY OF PROCUREMENT : 2005**

ALL SOURCES OF FUNDING		(USD Thousand)			
COUNTRY	AGENC'				
	UNOPS	UNOV	UN/PD	UNRWA	WFP
JORDAN	902.79		34.38	19,230.52	662.64
KAZAKHSTAN					2,400.67
KENYA	399.24		1,733.15		16,134.98
KIRIBATI					
KUWAIT			1,151.56	8.23	36.56
KYRGYZSTAN					
LAO P.D.R.					133.20
LATVIA					
LEBANON	1,153.71		2,860.30	10,812.85	
LESOTHO					3,651.66
LIBERIA			35,501.43		2,418.15
LIBYAN ARAB JAMAHIRIYA	76.17				8.09
LIECHTENSTEIN					
LITHUANIA		10.50			
LUXEMBOURG					
MACEDONIA (TFYR)	30.48		6,518.57		
MADAGASCAR	341.36				
MALAWI					10,387.93
MALAYSIA	147.06				20,789.58
MALDIVES	9.00				3,233.54
MALI					236.88
MALTA					
MARSHALL ISLANDS					
MAURITANIA	0.60		30.00		594.03
MAURITIUS					
MEXICO	99.93				1,960.40
MICRONESIA (FED. STATES OF)					
MOLDOVA (REPUBLIC OF)					
MONACO	5.96		42,018.18		
MONGOLIA					
MOROCCO			3,672.38		
MOZAMBIQUE					3,127.94
MYANMAR	194.12				5,829.84
NAMIBIA	9.80		47.75		445.19
NAURU					
NEPAL	1.25				6,848.03
NETHERLANDS	2,505.98	5.24	11,454.30	4,956.00	5,812.97
NEW ZEALAND			4,783.78		
NICARAGUA	236.32				932.97
NIGER					868.57
NIGERIA	1.20	30.73			4,436.57
NORWAY	123.80		4,634.58	792.28	8,121.38
OMAN			82.34		83.52
PALAU					
PAKISTAN	2,583.29		49.97		22,286.83
PANAMA					134.92
PAPUA NEW GUINEA					
PARAGUAY					
PERU	5,362.29				1,487.32
PHILIPPINES	64.13				
POLAND					
PORTUGAL					
QATAR					
REPUBLIC OF KOREA	7.65		2,710.68	469.95	
ROMANIA		0.82			
RUSSIAN FEDERATION	110.90		213.59		12,717.17
RWANDA			2,308.52		3,232.96
SAMOA	20.50				
SAN MARINO					
SAO TOME & PRINCIPE					
SAUDI ARABIA	92.40			11.14	15.60
SENEGAL	1,960.82				2,894.03
SEYCHELLES					
SIERRA LEONE	301.82		8,323.18		1,490.39
SINGAPORE	346.95	10.00	1,072.26		2,366.08
SLOVAKIA		88.18			
SLOVENIA					
SOLOMON ISLANDS					
SOMALIA	6.04				111.26
SOUTH AFRICA	489.72		5,860.37		60,120.15
SPAIN	9,962.33	2.57	981.32	28.64	
SRI LANKA					13,439.62
ST KITTS & NEVIS					
ST. LUCIA					
ST. VINCENT & THE GRENADINES					
SUDAN	245.76		6,860.76		24,358.16
SURINAME					
SWAZILAND					680.18
SWEDEN	12.91		6,703.72	328.32	
SWITZERLAND	698.75	79.23	5,312.42	7.39	55.50
SYRIAN ARAB REPUBLIC	81.96		1,528.98	2,093.42	338.46
TAJIKISTAN					221.44
THAILAND	478.98		62.93		11,241.74
TIMOR-LESTE	194.00		2,831.05		
TOGO					1.32

**TOTAL PROCUREMENT OF GOODS BY AGENCY AND COUNTRY OF PROCUREMENT : 2005**

ALL SOURCES OF FUNDING		(USD Thousand)				
COUNTRY	AGENC'					
	UNOPS	UNOV	UN/PD	UNRWA	WFP	
TONGA						
TRINIDAD & TOBAGO						
TUNISIA						
TURKEY	172.48		1,189.80	5,673.64	32,188.12	
TURKMENISTAN						
TUVALU						
UNITED ARAB EMIRATES	3,637.89		8,830.21	1,381.13	11,062.88	
UGANDA	40.91		4,114.83		45,886.12	
UKRAINE					5,440.93	
UNITED KINGDOM	7,041.71	1,147.86	39,861.43	548.18	22,784.96	
UNITED REP. OF TANZANIA	30.00				22,919.67	
URUGUAY					644.62	
USA	5,568.12	1,574.87	128,006.56	2,583.60	6,444.56	
UZBEKISTAN					3.28	
VANUATU						
VENEZUELA						
VIET NAM					2,148.27	
YEMEN					753.60	
YUGOSLAVIA	80.38		1,110.84			
ZAMBIA					15,580.89	
ZIMBABWE					1,770.84	
<b>SUB-TOTAL</b>	<b>106,913.14</b>	<b>11,131.93</b>	<b>734,032.11</b>	<b>59,234.81</b>	<b>850,594.86</b>	
UNSPECIFIED COUNTRIES					9,865.77	
GLOBAL PROJECTS						
INTERREGIONAL PROJECTS						
ARAB COUNTRIES				16,381.75		
AFRICAN COUNTRIES						
ASIAN COUNTRIES	526.96					
EUROPEAN COUNTRIES	3,139.46					
LATIN AMERICA & THE CARIBBEAN						
<b>GRAND-TOTAL</b>	<b>110,579.57</b>	<b>11,131.93</b>	<b>734,032.11</b>	<b>75,616.55</b>	<b>860,460.63</b>	
<b>INDUSTRIALIZED COUNTRIES:</b>	46,314.76	10,924.98	505,321.42	17,348.98	239,381.59	
Percentage	41.88%	98.14%	68.84%	22.94%	27.82%	
<b>DEVELOPING COUNTRIES/ ECONOMIES IN TRANSITION</b>	64,264.81	206.95	228,710.70	58,267.57	611,213.27	
Percentage	58.12%	1.86%	31.16%	77.06%	71.03%	
<b>ARAB COUNTRIES</b>	2,886.00	6.11	16,407.57	50,315.47	33,268.73	
Percentage	2.61%	0.05%	2.24%	66.54%	3.87%	
<b>AFRICAN COUNTRIES</b>	8135.06	85.73	128293.17	1,381.13	217245.59	
Percentage	7.36%	0.77%	17.48%	1.83%	25.25%	
<b>ASIAN COUNTRIES</b>	26,821.42	10.00	11,662.44	744.58	206,145.30	
Percentage	24.26%	0.09%	1.59%	0.98%	23.96%	
<b>EUROPE &amp; CIS</b>	3,820.22	105.11	50,452.15	7,035.65	89,936.12	
Percentage	3.45%	0.94%	6.87%	9.30%	10.45%	
<b>LATIN AMERICA &amp; THE CARIB.</b>	22,408.11		19,064.32		64,617.54	
Percentage	20.26%		2.60%		7.51%	
<b>OTHERS</b>					9,865.77	
Percentage					1.15%	

\* Procurement from the Palestine Authority Autonomous Area (West Bank and

**TOTAL PROCUREMENT OF GOODS BY AGENCY AND COUNTRY OF PROCUREMENT : 2005**

ALL SOURCES OF FUNDING				(USD Thousand)	
COUNTRY	AGENCY			TOTAL (ALL)	%
	WHO	WIPO	WMO		
AFGHANISTAN				38,974.12	0.86%
ALBANIA		8.25	4.46	600.49	0.01%
ALGERIA		2.40		1,616.70	0.04%
ANDORRA					
ANGOLA				7,284.81	0.16%
ANTIGUA & BARBUDA				17.01	0.00%
ARGENTINA		21.85		25,618.65	0.56%
ARMENIA				1,659.30	0.04%
AUSTRALIA	241.78	7.86		7,789.15	0.17%
AUSTRIA	59.31	53.16		35,134.95	0.77%
AZERBAIJAN				5,069.02	0.11%
BAHAMAS					
BAHRAIN				256.73	0.01%
BANGLADESH				11,761.76	0.26%
BARBADOS				492.59	0.01%
BELARUS				3,920.33	0.09%
BELGIUM	973.89	189.86		371,450.39	8.16%
BELIZE		2.08		690.73	0.02%
BENIN				2,862.38	0.06%
BHUTAN				1,622.49	0.04%
BOLIVIA				3,576.46	0.08%
BOSNIA AND HERZEGOVINA				2,109.05	0.05%
BOTSWANA	15.87			527.02	0.01%
BRAZIL	18.46	111.30	456.57	70,637.76	1.55%
BRUNEI DARUSSALAM					
BULGARIA		0.90		6,131.08	0.13%
BURKINA FASO				4,337.48	0.10%
BURUNDI				10,440.55	0.23%
CAMBODIA		14.62		5,754.05	0.13%
CAMEROON				2,237.79	0.05%
CANADA	127.66	30.02	0.29	132,363.51	2.91%
CAPE VERDE				221.68	0.00%
CENTRAL AFRICAN REPUBLIC				1,797.27	0.04%
CHAD				2,798.27	0.06%
CHILE				3,612.36	0.08%
CHINA	2,413.77	167.50		72,674.78	1.60%
COLOMBIA		13.64		20,077.43	0.44%
COMOROS				343.61	0.01%
CONGO				990.17	0.02%
CONGO, DEM. REP.				63,460.08	1.39%
COSTA RICA			22.27	2,892.97	0.06%
COTE D'IVOIRE				23,226.52	0.51%
CROATIA				396.23	0.01%
CUBA				4,030.76	0.09%
CYPRUS	1.55			39,018.67	0.86%
CZECH REPUBLIC				12,774.45	0.28%
DENMARK	5,292.40	1.83	127.63	203,296.50	4.46%
DJIBOUTI				804.98	0.02%
DOMINICA				8.10	0.00%
DOMINICAN REPUBLIC				657.94	0.01%
DPR KOREA		0.66		6,830.25	0.15%
ECUADOR				34,051.67	0.75%
EGYPT	21.12	8.81		5,307.42	0.12%
EL SALVADOR				10,129.72	0.22%
EQUATORIAL GUINEA				278.92	0.01%
ERITREA				7,376.95	0.16%
ESTONIA				118.73	0.00%
ETHIOPIA		0.11		52,150.69	1.15%
FIJI				377.86	0.01%
FINLAND	348.76		1,887.30	29,733.26	0.65%
FRANCE	7,147.77	755.12	565.10	204,974.42	4.50%
GABON	0.52			2,088.69	0.05%
GAMBIA				373.38	0.01%
GEORGIA				1,319.87	0.03%
GERMANY	9,931.49	1,651.82	125.56	120,869.43	2.65%
GHANA				5,204.76	0.11%
GREECE	20.86			703.84	0.02%
GRENADA				60.79	0.00%
GUATEMALA				19,101.82	0.42%
GUINEA				1,895.89	0.04%
GUINEA-BISSAU				2,194.40	0.05%
GUYANA				409.04	0.01%
HAITI				29,142.18	0.64%
HONDURAS				59,283.02	1.30%
HUNGARY	135.58	127.14		3,369.37	0.07%
ICELAND				4.15	0.00%
INDIA	13,879.31	0.55	12.74	353,329.89	7.76%
INDONESIA	155.39			79,305.83	1.74%
IRAN (ISLAMIC REPUBLIC OF)				3,908.12	0.09%
IRAQ				1,290.87	0.03%
IRELAND	1,094.95	99.95		6,741.86	0.15%
ISRAEL	22.06	51.64		19,908.90	0.44%
ITALY	1,553.78	1.39		188,824.48	4.15%
JAMAICA		12.11		672.02	0.01%
JAPAN	10,369.26	2,379.35	109.92	190,960.59	4.19%

**TOTAL PROCUREMENT OF GOODS BY AGENCY AND COUNTRY OF PROCUREMENT : 2005**

ALL SOURCES OF FUNDING				(USD Thousand)	
COUNTRY	AGENCY			TOTAL (ALL)	%
	WHO	WIPO	WMO		
JORDAN				34,476.90	0.76%
KAZAKHSTAN				3,005.60	0.07%
KENYA	14.02	7.17	0.99	70,485.99	1.55%
KIRIBATI					
KUWAIT	1,051.61			4,008.68	0.09%
KYRGYZSTAN				6,896.74	0.15%
LAO P.D.R.				3,879.73	0.09%
LATVIA				369.54	0.01%
LEBANON				19,262.03	0.42%
LESOTHO				4,227.14	0.09%
LIBERIA				48,977.14	1.08%
LIBYAN ARAB JAMAHIRIYA			34.50	118.75	0.00%
LIECHTENSTEIN				6,144.50	0.13%
LITHUANIA				77.11	0.00%
LUXEMBOURG	1,143.74	15.28		1,319.77	0.03%
MACEDONIA (TFYR)				7,217.91	0.16%
MADAGASCAR				3,751.20	0.08%
MALAWI		3.35		14,298.04	0.31%
MALAYSIA		5.43		21,479.02	0.47%
MALDIVES				9,492.66	0.21%
MALI				2,477.16	0.05%
MALTA				404.15	0.01%
MARSHALL ISLANDS					
MAURITANIA				2,581.24	0.06%
MAURITIUS				328.83	0.01%
MEXICO		143.84	46.00	4,232.19	0.09%
MICRONESIA (FED. STATES OF)					
MOLDOVA (REPUBLIC OF)				2,597.16	0.06%
MONACO				42,139.02	0.93%
MONGOLIA				1,058.80	0.02%
MOROCCO				4,967.41	0.11%
MOZAMBIQUE		7.75		6,328.26	0.14%
MYANMAR				8,042.38	0.18%
NAMIBIA		3.30		1,232.31	0.03%
NAURU					
NEPAL	4.50	7.88		11,040.10	0.24%
NETHERLANDS	11,787.43	264.00	2.29	95,956.87	2.11%
NEW ZEALAND	323.33			5,420.31	0.12%
NICARAGUA		9.07		3,010.90	0.07%
NIGER				2,418.81	0.05%
NIGERIA				17,481.05	0.38%
NORWAY	132.54	2.01		27,466.57	0.60%
OMAN				774.81	0.02%
PALAU					
PAKISTAN		33.70		62,198.52	1.37%
PANAMA				975.37	0.02%
PAPUA NEW GUINEA				362.35	0.01%
PARAGUAY				2,123.43	0.05%
PERU				25,248.30	0.55%
PHILIPPINES	64.26			4,060.16	0.09%
POLAND				731.79	0.02%
PORTUGAL	241.91			406.38	0.01%
QATAR				64.04	0.00%
REPUBLIC OF KOREA	253.43			21,538.68	0.47%
ROMANIA				848.68	0.02%
RUSSIAN FEDERATION	31.30	17.51	68.86	34,073.71	0.75%
RWANDA				6,622.58	0.15%
SAMOA				115.88	0.00%
SAN MARINO				46.19	0.00%
SAO TOME & PRINCIPE				106.63	0.00%
SAUDI ARABIA	115.68			542.88	0.01%
SENEGAL	282.61			7,477.10	0.16%
SEYCHELLES					
SIERRA LEONE				11,442.56	0.25%
SINGAPORE	373.63	34.06		5,481.91	0.12%
SLOVAKIA				1,024.15	0.02%
SLOVENIA				549.98	0.01%
SOLOMON ISLANDS				58.90	0.00%
SOMALIA				8,918.11	0.20%
SOUTH AFRICA	580.58		107.46	82,866.35	1.82%
SPAIN	367.31	32.23		19,099.23	0.42%
SRI LANKA				24,016.52	0.53%
ST KITTS & NEVIS					
ST. LUCIA				31.90	0.00%
ST. VINCENT & THE GRENADINES				7.44	0.00%
SUDAN		10.68		43,809.22	0.96%
SURINAME				28.28	0.00%
SWAZILAND				2,085.77	0.05%
SWEDEN	968.11			22,587.28	0.50%
SWITZERLAND	60,720.46	34,258.42	1,786.02	208,447.27	4.58%
SYRIAN ARAB REPUBLIC	3,975.10			9,069.58	0.20%
TAJIKISTAN				3,718.30	0.08%
THAILAND	3,975.10			38,667.93	0.85%
TIMOR-LESTE				3,918.05	0.09%
TOGO				457.97	0.01%

**TOTAL PROCUREMENT OF GOODS BY AGENCY AND COUNTRY OF PROCUREMENT : 2005**

ALL SOURCES OF FUNDING				(USD Thousand)	
COUNTRY	AGENCY			TOTAL (ALL)	%
	WHO	WIPO	WMO		
TONGA					
TRINIDAD & TOBAGO				106.02	0.00%
TUNISIA				879.82	0.02%
TURKEY				42,883.74	0.94%
TURKMENISTAN				431.40	0.01%
TUVALU					
UNITED ARAB EMIRATES	649.36			37,297.88	0.82%
UGANDA				57,677.65	1.27%
UKRAINE				8,009.10	0.18%
UNITED KINGDOM	6,101.03	1,995.34	28.71	163,223.92	3.58%
UNITED REP. OF TANZANIA		9.49		35,016.70	0.77%
URUGUAY		2.34		3,427.30	0.08%
USA	2,804.71	1,176.03	266.30	297,931.78	6.54%
UZBEKISTAN				871.28	0.02%
VANUATU				0.66	0.00%
VENEZUELA				14,166.29	0.31%
VIET NAM	47.64			5,011.19	0.11%
YEMEN				9,361.97	0.21%
YUGOSLAVIA				4,376.11	0.10%
ZAMBIA		0.16	6.05	17,490.69	0.38%
ZIMBABWE		35.98		5,103.79	0.11%
<b>SUB-TOTAL</b>	<b>149,834.92</b>	<b>43,788.91</b>	<b>5,659.02</b>	<b>4,506,855.66</b>	<b>98.98%</b>
UNSPECIFIED COUNTRIES		151.00		26,284.25	0.58%
GLOBAL PROJECTS					
INTERREGIONAL PROJECTS					
ARAB COUNTRIES				16,381.75	0.00
AFRICAN COUNTRIES					
ASIAN COUNTRIES				540.07	0.00
EUROPEAN COUNTRIES				3,297.95	0.00
LATIN AMERICA & THE CARIBBEAN					
<b>GRAND-TOTAL</b>	<b>149,834.92</b>	<b>43,939.91</b>	<b>5,659.02</b>	<b>4,553,359.67</b>	<b>100.00%</b>
<b>INDUSTRIALIZED COUNTRIES:</b>	121,805.83	42,982.81	4,967.98	2,437,018.22	53.52%
Percentage	81.29%	97.82%	87.79%	53.52%	
<b>DEVELOPING COUNTRIES/ ECONOMIES IN TRANSITION</b>	28,029.10	806.10	691.04	2,090,057.20	45.90%
Percentage	18.71%	1.83%	12.21%	45.90%	
<b>ARAB COUNTRIES</b>	5,163.51	21.89	34.50	173,829.87	3.76%
Percentage	3.45%	0.05%	0.61%	3.82%	
<b>AFRICAN COUNTRIES</b>	1,542.96	67.30	114.50	572646.51	14.20%
Percentage	1.03%	0.15%	2.02%	12.58%	
<b>ASIAN COUNTRIES</b>	21,167.04	264.41	12.74	787,676.49	17.30%
Percentage	14.13%	0.60%	0.23%	17.30%	
<b>EUROPE &amp; CIS</b>	137.13	136.29	4.46	213,465.80	3.60%
Percentage	0.09%	0.31%	0.08%	4.69%	
<b>LATIN AMERICA &amp; THE CARIB.</b>	18.46	316.21	524.84	338,520.46	7.43%
Percentage	0.01%	0.72%	9.27%	7.43%	
<b>OTHERS</b>		151.00		26,284.25	0.58%
Percentage		0.34%		0.58%	

Gaza Strip).

**PROCUREMENT OF SERVICES BY CONTRACTOR'S COUNTRY OF HEAD OFFICE  
AND SOURCE OF FUNDS: 2005**

ALL SOURCES OF FUNDING		(USD Thousand)		
COUNTRY	SOURCE OF FUNDING		TOTAL	(% )
	UNDP	AP		
AFGHANISTAN	21,606.80	296,718.92	318,325.72	8.43%
ALBANIA	3,067.53	753.82	3,821.35	0.10%
ALGERIA	618.08	66.31	684.39	0.02%
ANDORRA				
ANGOLA	580.21	16,796.23	17,376.44	0.46%
ANTIGUA & BARBUDA	15.70	0.60	16.30	0.00%
ARGENTINA	11,375.19	725.95	12,101.14	0.32%
ARMENIA	23.40	156.47	179.87	0.00%
AUSTRALIA	5,739.14	2,149.24	7,888.38	0.21%
AUSTRIA	271.61	22,223.72	22,495.33	0.60%
AZERBAIJAN	53.16	459.17	512.33	0.01%
BAHAMAS				
BAHRAIN	260.29	218.35	478.64	0.01%
BANGLADESH	1,099.41	4,773.69	5,873.10	0.16%
BARBADOS	151.98	35.10	187.08	0.00%
BELARUS	555.35	215.22	770.57	0.02%
BELGIUM	82.86	5,187.75	5,270.61	0.14%
BELIZE		64.15	64.15	0.00%
BENIN	209.28	1,592.54	1,801.82	0.05%
BHUTAN	169.28	25.00	194.28	0.01%
BOLIVIA	4,833.98	1,398.35	6,232.32	0.16%
BOSNIA AND HERZEGOVINA	9,421.39	559.77	9,981.16	0.26%
BOTSWANA	2.51	870.10	872.61	0.02%
BRAZIL	52,034.75	1,178.68	53,213.43	1.41%
BRUNEI DARUSSALAM				
BULGARIA	17,337.70	9,537.02	26,874.73	0.71%
BURKINA FASO		1,856.47	1,856.47	0.05%
BURUNDI	135.52	14,295.42	14,430.93	0.38%
CAMBODIA	716.67	2,255.38	2,972.06	0.08%
CAMEROON	127.14	1,540.66	1,667.80	0.04%
CANADA	2,446.37	25,051.21	27,497.58	0.73%
CAPE VERDE	276.85	55.00	331.85	0.01%
CENTRAL AFRICAN REPUBLIC		368.74	368.74	0.01%
CHAD		1,412.89	1,412.89	0.04%
CHILE	4,900.52	2,049.72	6,950.24	0.18%
CHINA	792.02	10,505.83	11,297.86	0.30%
COLOMBIA	26,201.08	4,793.36	30,994.44	0.82%
COMOROS		71.00	71.00	0.00%
CONGO	581.31	1,268.21	1,849.52	0.05%
CONGO, DEM. REP.	1,792.68	42,521.34	44,314.02	1.17%
COSTA RICA	2,774.92	1,411.67	4,186.59	0.11%
COTE D'IVOIRE	641.17	14,869.51	15,510.68	0.41%
CROATIA	40.00	1,235.05	1,275.05	0.03%
CUBA		268.97	268.97	0.01%
CYPRUS	104.00	33,387.21	33,491.21	0.89%
CZECH REPUBLIC	423.65	6,120.90	6,544.55	0.17%
DENMARK	9,628.00	52,172.96	61,800.96	1.64%
DJIBOUTI	12.05	504.76	516.81	0.01%
DOMINICA		56.09	56.09	0.00%
DOMINICAN REPUBLIC		1,977.91	1,977.91	0.05%
DPR KOREA	17.28	416.77	434.06	0.01%
ECUADOR	328.42	4,503.42	4,831.84	0.13%
EGYPT	588.33	5,687.69	6,276.02	0.17%
EL SALVADOR	11,725.69	4,359.42	16,085.11	0.43%
EQUATORIAL GUINEA		347.57	347.57	0.01%
ERITREA	67.68	3,684.55	3,752.23	0.10%
ESTONIA	86.86	6,931.97	7,018.83	0.19%
ETHIOPIA	802.29	13,532.76	14,335.05	0.38%
FIJI	400.07	281.45	681.52	0.02%
FINLAND	260.64	904.52	1,165.16	0.03%
FRANCE	882.03	27,854.10	28,736.12	0.76%
GABON		168.70	168.70	0.00%
GAMBIA		208.27	208.27	0.01%
GEORGIA		1,074.82	1,074.82	0.03%
GERMANY	3,324.57	33,338.20	36,662.77	0.97%
GHANA		2,630.02	2,630.02	0.07%
GREECE	17.74	196.00	213.74	0.01%
GRENADA	37.36	553.88	591.24	0.02%
GUATEMALA	6,070.04	4,335.46	10,405.51	0.28%
GUINEA		559.12	559.12	0.01%
GUINEA-BISSAU	458.44	285.54	743.98	0.02%
GUYANA	161.06	79.94	240.99	0.01%
HAITI	2,224.34	15,873.03	18,097.37	0.48%
HONDURAS	16,456.51	1,200.92	17,657.43	0.47%
HUNGARY	148.72	2,774.65	2,923.37	0.08%
ICELAND		53.72	53.72	0.00%
INDIA	18,416.17	18,476.65	36,892.82	0.98%
INDONESIA	27,778.06	7,855.35	35,633.41	0.94%
IRAN (ISLAMIC REPUBLIC OF)	290.61	2,356.93	2,647.53	0.07%
IRAQ	10,064.05	5,966.32	16,030.36	0.42%
IRELAND	43.54	32,172.66	32,216.20	0.85%
ISRAEL	406.04	1,707.09	2,113.14	0.06%
ITALY	8,992.89	69,777.70	78,770.59	2.09%
JAMAICA	348.72	495.32	844.04	0.02%
JAPAN	64,442.35	3,770.23	68,212.58	1.81%

**PROCUREMENT OF SERVICES BY CONTRACTOR'S COUNTRY OF HEAD OFFICE  
AND SOURCE OF FUNDS: 2005**

ALL SOURCES OF FUNDING		(USD Thousand)		
COUNTRY	SOURCE OF FUNDING		TOTAL	(% )
	UNDP	AP		
JORDAN	650.80	64,311.70	64,962.51	1.72%
KAZAKHSTAN	848.07	254.54	1,102.61	0.03%
KENYA	677.35	79,832.79	80,510.14	2.13%
KIRIBATI				
KUWAIT	50.90	468.42	519.32	0.01%
KYRGYZSTAN	629.90	359.76	989.67	0.03%
LAO P.D.R.	643.21	517.27	1,160.48	0.03%
LATVIA	12.81	43.34	56.15	0.00%
LEBANON	481.67	9,003.93	9,485.61	0.25%
LESOTHO	8.86	230.69	239.55	0.01%
LIBERIA	1,138.95	6,578.65	7,717.59	0.20%
LIBYAN ARAB JAMAHIRIYA	23.00	1,149.43	1,172.43	0.03%
LIECHTENSTEIN				
LITHUANIA	2.18	63.98	66.16	0.00%
LUXEMBOURG		703.29	703.29	0.02%
MACEDONIA (TFYR)	1,192.52	204.42	1,396.94	0.04%
MADAGASCAR	437.06	2,186.38	2,623.44	0.07%
MALAWI	7.65	1,171.49	1,179.14	0.03%
MALAYSIA	1,608.99	584.67	2,193.66	0.06%
MALDIVES	2,782.03	1,057.90	3,839.93	0.10%
MALI	1,756.68	1,527.53	3,284.21	0.09%
MALTA		317.69	317.69	0.01%
MARSHALL ISLANDS				
MAURITANIA		2,684.13	2,684.13	0.07%
MAURITIUS	53.03	34.12	87.16	0.00%
MEXICO	3,303.89	9,836.84	13,140.73	0.35%
MICRONESIA (FED. STATES OF)		86.73	86.73	0.00%
MOLDOVA (REPUBLIC OF)	1,029.60	3,297.78	4,327.38	0.11%
MONACO		27,359.99	27,359.99	0.72%
MONGOLIA	409.31	281.00	690.31	0.02%
MOROCCO	425.40	1,663.63	2,089.04	0.06%
MOZAMBIQUE	5,189.62	4,707.66	9,897.27	0.26%
MYANMAR	92.23	856.06	948.29	0.03%
NAMIBIA	417.52	1,159.57	1,577.09	0.04%
NAURU				
NEPAL	1,126.60	1,998.76	3,125.36	0.08%
NETHERLANDS	388.71	8,541.47	8,930.18	0.24%
NEW ZEALAND	24.28	1,407.71	1,432.00	0.04%
NICARAGUA	1,384.61	2,162.18	3,546.79	0.09%
NIGER	261.21	1,474.41	1,735.62	0.05%
NIGERIA	2,464.56	3,643.80	6,108.35	0.16%
NORWAY	4,137.81	1,871.90	6,009.71	0.16%
OMAN		470.69	470.69	0.01%
PALAU				
PAKISTAN	1,443.89	19,834.53	21,278.42	0.56%
PANAMA	24,016.46	727.76	24,744.22	0.66%
PAPUA NEW GUINEA	2.10	40.33	42.43	0.00%
PARAGUAY	7,977.73	839.99	8,817.72	0.23%
PERU	12,108.90	13,556.29	25,665.19	0.68%
PHILIPPINES	304.81	1,271.21	1,576.02	0.04%
POLAND	2,079.32	29.76	2,109.08	0.06%
PORTUGAL	103.52	94.54	198.06	0.01%
QATAR		14.00	14.00	0.00%
REPUBLIC OF KOREA	330.76	1,360.18	1,690.94	0.04%
ROMANIA	521.46	1,025.06	1,546.52	0.04%
RUSSIAN FEDERATION	3,873.23	129,166.40	133,039.63	3.52%
RWANDA	150.94	1,750.54	1,901.48	0.05%
SAMOA		60.00	60.00	0.00%
SAN MARINO		587.60	587.60	0.02%
SAO TOME & PRINCIPE	11.60	76.09	87.69	0.00%
SAUDI ARABIA	602.80	87.44	690.24	0.02%
SENEGAL	2,285.25	5,173.14	7,458.39	0.20%
SEYCHELLES	4.97		4.97	0.00%
SIERRA LEONE	57.50	4,160.40	4,217.90	0.11%
SINGAPORE	427.56	358.94	786.51	0.02%
SLOVAKIA	2,163.96	449.39	2,613.35	0.07%
SLOVENIA	745.00	438.48	1,183.48	0.03%
SOLOMON ISLANDS				
SOMALIA	4,847.46	1,511.68	6,359.14	0.17%
SOUTH AFRICA	281.88	45,900.54	46,182.42	1.22%
SPAIN	1,294.23	3,674.82	4,969.04	0.13%
SRI LANKA	221.17	3,286.25	3,507.42	0.09%
ST KITTS & NEVIS				
ST. LUCIA	4.52	6.00	10.52	0.00%
ST. VINCENT & THE GRENADINES				
SUDAN		56,905.67	56,905.67	1.51%
SURINAME	265.66	51.90	317.56	0.01%
SWAZILAND	172.87	370.50	543.37	0.01%
SWEDEN	184.16	3,066.83	3,251.00	0.09%
SWITZERLAND	728.21	79,096.33	79,824.54	2.11%
SYRIAN ARAB REPUBLIC	949.33	6,104.62	7,053.95	0.19%
TAJIKISTAN	4,111.85	591.10	4,702.95	0.12%
THAILAND	3,849.24	28,436.89	32,286.14	0.85%
TIMOR-LESTE	5,555.42	3,205.41	8,760.84	0.23%
TOGO		372.80	372.80	0.01%

**PROCUREMENT OF SERVICES BY CONTRACTOR'S COUNTRY OF HEAD OFFICE  
AND SOURCE OF FUNDS: 2005**

ALL SOURCES OF FUNDING			(USD Thousand)	
COUNTRY	SOURCE OF FUNDING		TOTAL	(% )
	UNDP	AP		
TONGA				
TRINIDAD & TOBAGO	142.79	413.47	556.26	0.01%
TUNISIA	854.58	1,058.36	1,912.94	0.05%
TURKEY	479.98	7,941.72	8,421.71	0.22%
TURKMENISTAN		92.55	92.55	0.00%
TUVALU				
UNITED ARAB EMIRATES	288.84	43,809.94	44,098.78	1.17%
UGANDA	277.89	6,751.60	7,029.50	0.19%
UKRAINE	2,288.41	25,708.78	27,997.19	0.74%
UNITED KINGDOM	9,814.66	91,483.22	101,297.88	2.68%
UNITED REP. OF TANZANIA	4.89	4,554.85	4,559.74	0.12%
URUGUAY	1,644.30	395.46	2,039.76	0.05%
USA	116,031.48	262,735.74	378,767.21	10.03%
UZBEKISTAN	2,714.43	159.11	2,873.54	0.08%
VANUATU		2.72	2.72	0.00%
VENEZUELA	1,583.24	389.53	1,972.77	0.05%
VIET NAM	2,359.55	1,283.13	3,642.68	0.10%
YEMEN	364.97	418.45	783.42	0.02%
YUGOSLAVIA	1,307.48	3,178.18	4,485.66	0.12%
ZAMBIA	23.32	1,188.81	1,212.13	0.03%
ZIMBABWE	170.50	1,388.24	1,558.73	0.04%
<b>SUB-TOTAL</b>	<b>611,634.12</b>	<b>1,970,914.72</b>	<b>2,582,548.84</b>	<b>68.37%</b>
UNSPECIFIED COUNTRIES	5,842.00	1,148,249.40	1,154,091.40	30.55%
GLOBAL PROJECTS				
INTERREGIONAL PROJECTS				
ARAB COUNTRIES		25,088.74	25,088.74	0.66%
AFRICAN COUNTRIES				
ASIAN COUNTRIES		43.54	43.54	0.00%
EUROPEAN COUNTRIES		15,401.58	15,401.58	0.41%
LATIN AMERICA AND THE CARIBB				
<b>GRAND-TOTAL</b>	<b>617,476.13</b>	<b>3,159,697.97</b>	<b>3,777,174.10</b>	<b>100.00%</b>
<b>INDUSTRIALIZED COUNTRIES:</b>	<b>233,118.08</b>	<b>886,348.95</b>	<b>1,119,467.03</b>	
Percentage	37.75%	28.05%	29.64%	
<b>DEVELOPING COUNTRIES/ ECONOMIES IN TRANSITION</b>	<b>378,516.05</b>	<b>1,125,099.62</b>	<b>1,503,615.67</b>	
Percentage	61.30%	35.61%	39.81%	
<b>ARAB STATES</b>	<b>23,372.72</b>	<b>208,765.91</b>	<b>232,138.63</b>	
Percentage	3.79%	6.61%	6.15%	
<b>AFRICA</b>	<b>21,540.10</b>	<b>332,911.68</b>	<b>354,451.78</b>	
Percentage	3.49%	10.54%	9.38%	
<b>ASIA &amp; PACIFIC</b>	<b>86,597.23</b>	<b>402,669.16</b>	<b>489,266.38</b>	
Percentage	14.02%	12.74%	12.95%	
<b>EUROPE &amp; CIS</b>	<b>49,378.22</b>	<b>103,806.11</b>	<b>153,184.33</b>	
Percentage	8.00%	3.29%	4.06%	
<b>LATIN AMERICA &amp; THE CARIBBE/</b>	<b>192,072.36</b>	<b>73,741.35</b>	<b>265,813.71</b>	
Percentage	31.11%	2.33%	7.04%	
<b>OTHERS</b>	<b>5,842.00</b>	<b>1,148,249.40</b>	<b>1,154,091.40</b>	
Percentage	0.95%	36.34%	30.55%	



**TOTAL PROCUREMENT OF SERVICES BY AGENCY AND COUNTRY OF PROCUREMENT 2005**

COUNTRY	(USD Thousand)					
	AGENCY UNDP/ NEX	UNDP/ DEX	AGENCY ESCAP	ESCWA	ECA	ECLAC
AFGHANISTAN		21,606.80				
ALBANIA	155.68	2,911.85				
ALGERIA	570.46	47.62				
ANDORRA						
ANGOLA	460.53	119.69				
ANTIGUA & BARBUDA	15.70					
ARGENTINA	10,128.32	1,246.87				4.59
ARMENIA		23.40				
AUSTRALIA	345.10	4,574.40				
AUSTRIA	14.83	256.79				
AZERBAIJAN		53.16				
BAHAMAS						
BAHRAIN	260.29					
BANGLADESH	977.81	121.60				
BARBADOS	127.55	24.43				
BELARUS	555.35					
BELGIUM	18.30	64.56				
BELIZE						
BENIN	209.28					
BHUTAN	169.28					
BOLIVIA	4,773.22	60.76				4.95
BOSNIA AND HERZEGOVINA	104.21	9,317.18				
BOTSWANA	2.51					
BRAZIL	50,448.69	1,586.06				3.08
BRUNEI DARUSSALAM						
BULGARIA	17,287.21	50.49				
BURKINA FASO						
BURUNDI		135.52				
CAMBODIA	716.67					
CAMEROON	127.14				151.14	
CANADA	37.78	347.92			35.00	1.48
CAPE VERDE	276.85					
CENTRAL AFRICAN REPUBLIC						
CHAD						
CHILE	4,900.52					1,421.38
CHINA	785.82					
COLOMBIA	25,451.82	749.27				13.26
COMOROS						
CONGO	68.76	512.56				
CONGO, DEM. REP.	1,792.68					
COSTA RICA	2,463.20	311.72				7.12
COTE D'IVOIRE	84.10	557.06				
CROATIA	40.00					
CUBA						3.14
CYPRUS		104.00				
CZECH REPUBLIC	352.79	70.86				
DENMARK	2,117.59	44.02			120.48	
DJIBOUTI		12.05				
DOMINICA						
DOMINICAN REPUBLIC						6.56
DPR KOREA						
ECUADOR	305.02	23.40				4.61
EGYPT	561.78	26.55		8.04		
EL SALVADOR	7,470.89	4,254.80				14.61
EQUATORIAL GUINEA						
ERITREA	67.68					
ESTONIA	15.25	71.61				
ETHIOPIA	611.35	190.93			380.24	
FIJI	70.50	329.57	4.87			
FINLAND	237.48	17.04			94.09	
FRANCE	812.96	69.07				99.96
GABON						
GAMBIA						
GEORGIA						
GERMANY	887.64	2,316.47				
GHANA						
GREECE	17.74					
GRENADA	36.59	0.77				
GUATEMALA	3,372.69	2,697.36				2.77
GUINEA						
GUINEA-BISSAU	458.44					
GUYANA	30.00	131.06				
HAITI	1,297.40	926.94				6.88
HONDURAS	14,213.06	2,243.45				5.23
HUNGARY	28.75	119.97				
ICELAND						
INDIA	8,136.78	2,279.40				
INDONESIA		27,778.06				
IRAN (ISLAMIC REPUBLIC OF)	237.73	52.87				
IRAQ		10,064.05				
IRELAND	43.54					
ISRAEL	406.04			4.00		
ITALY	1,402.73	7,590.17			6.50	
JAMAICA	188.68	160.04				
JAPAN	95.92	64,346.43				

**TOTAL PROCUREMENT OF SERVICES BY AGENCY AND COUNTRY OF PROCUREMENT 2005**

COUNTRY	(USD Thousand)					
	AGENCY UNDP/ NEX	UNDP/ DEX	AGENCY ESCAP	ESCWA	ECA	ECLAC
JORDAN	128.43	522.37				
KAZAKHSTAN	593.28	254.79				
KENYA	153.40	508.95				
KIRIBATI						
KUWAIT		50.90				
KYRGYZSTAN	629.90					
LAO P.D.R.	643.21					
LATVIA	10.52	2.29				
LEBANON	456.01	25.66		1,106.70		
LESOTHO	8.86					
LIBERIA	1,138.95					
LIBYAN ARAB JAMAHIRIYA						
LIECHTENSTEIN						
LITHUANIA		2.18				
LUXEMBOURG						
MACEDONIA (TFYR)	434.76	757.77				
MADAGASCAR	437.06					
MALAWI	7.65					
MALAYSIA	1,543.52	41.65				
MALDIVES	2,782.03					
MALI	1,756.68					
MALTA						
MARSHALL ISLANDS						
MAURITANIA						
MAURITIUS	53.03					
MEXICO	3,303.89				51.00	121.94
MICRONESIA (FED. STATES OF)						
MOLDOVA (REPUBLIC OF)	965.55	64.05				
MONACO						
MONGOLIA	409.31					
MOROCCO	425.40					
MOZAMBIQUE	4,894.56	295.05				
MYANMAR		92.23				
NAMIBIA	417.52					
NAURU						
NEPAL	583.39	543.21				
NETHERLANDS	349.29	39.42				
NEW ZEALAND	23.58					
NICARAGUA	136.94	1,247.67				
NIGER	204.79	56.42				
NIGERIA	2,354.34	84.68				
NORWAY		637.81				
OMAN						
PALAU						
PAKISTAN	1,414.69	29.20				
PANAMA	23,970.62	45.84				1.50
PAPUA NEW GUINEA		2.10				
PARAGUAY	7,910.73	67.00				0.78
PERU	12,108.90					4.62
PHILIPPINES	263.11	41.70				
POLAND	1,944.86	134.46				
PORTUGAL	60.64	42.88				
QATAR						
REPUBLIC OF KOREA	330.76					
ROMANIA	355.71	165.76				
RUSSIAN FEDERATION	2,507.36	1,365.87				
RWANDA	117.94	33.00				
SAMOA						
SAN MARINO						
SAO TOME & PRINCIPE	11.60					
SAUDI ARABIA	602.80					
SENEGAL	2,255.25	30.00				
SEYCHELLES	4.97					
SIERRA LEONE		57.50				
SINGAPORE	28.95	398.61				
SLOVAKIA	2,163.96					
SLOVENIA		745.00				
SOLOMON ISLANDS						
SOMALIA		4,847.46				
SOUTH AFRICA	266.76	15.12			415.80	
SPAIN	663.74	629.33				
SRI LANKA	221.17					
ST. KITTS & NEVIS						
ST. LUCIA	2.40	2.13				
ST. VINCENT & THE GRENADINES						
SUDAN						
SURINAME	233.11	32.55				
SWAZILAND	154.34	18.54				
SWEDEN	40.00	144.16				
SWITZERLAND	34.31	693.90			102.50	
SYRIAN ARAB REPUBLIC	949.33					
TAJKISTAN	323.20	3,788.65				
THAILAND	79.70	3,743.05	5,927.51			
TIMOR-LESTE		5,555.11				
TOGO						

**TOTAL PROCUREMENT OF SERVICES BY AGENCY AND COUNTRY OF PROCUREMENT 2005**

ALL SOURCES OF FUNDING							(USD Thousand)
COUNTRY	AGENCY	UND/	AGENCY				
	UNDP/ NEX	DEX	ESCAP	ESCWA	ECA	ECLAC	
TONGA							
TRINIDAD & TOBAGO	140.39	2.40				389.92	
TUNISIA	854.58						
TURKEY	20.85	459.14					
TURKMENISTAN							
TUVALU							
UNITED ARAB EMIRATES		288.84					
UGANDA	277.89						
UKRAINE	840.57	1,447.84					
UNITED KINGDOM	530.39	1,733.70	48.32		36.60	4.69	
UNITED REP. OF TANZANIA	4.89						
URUGUAY	1,406.74	237.56				7.86	
USA	12,350.16	25,681.31	29.17		11.50	306.29	
UZBEKISTAN	872.56	1,841.86					
VANUATU							
VENEZUELA	1,457.15	126.09					
VIET NAM	2,359.55						
YEMEN		364.97					
YUGOSLAVIA		1,307.48					
ZAMBIA	23.32						
ZIMBABWE	166.00	4.50					
<b>SUB-TOTAL</b>	<b>272,018.45</b>	<b>231,952.31</b>	<b>6,009.86</b>	<b>1,118.74</b>	<b>1,404.85</b>	<b>2,437.22</b>	
UNSPECIFIED COUNTRIES		842.00					
GLOBAL PROJECTS							
INTERREGIONAL PROJECTS							
ARAB COUNTRIES*							
AFRICAN COUNTRIES							
ASIAN COUNTRIES							
EUROPEAN COUNTRIES							
LATIN AMERICA AND THE CARIBBEAN							
<b>GRAND-TOTAL</b>	<b>272,018.45</b>	<b>232,794.31</b>	<b>6,009.86</b>	<b>1,118.74</b>	<b>1,404.85</b>	<b>2,437.22</b>	
<b>INDUSTRIALIZED COUNTRIES:</b>	22,997.12	110,595.26	77.49	4.00	406.67	412.42	
Percentage	8.45%	47.51%	1.29%	0.36%	28.95%	16.92%	
<b>DEVELOPING COUNTRIES/ ECONOMIES IN TRANSITION:</b>	249,021.33	121,357.05	5,932.38	1,114.74	998.18	2,024.80	
Percentage	91.55%	52.13%	98.71%	99.64%	71.05%	83.08%	
<b>ARAB STATES</b>	5,887.39	17,462.33		1,114.74			
Percentage	2.16%	7.50%		99.64%			
<b>AFRICA</b>	18,591.21	2,908.36			947.18		
Percentage	6.83%	1.25%			67.42%		
<b>ASIA &amp; PACIFIC</b>	21,516.24	57,007.17	5,932.38				
Percentage	7.91%	24.49%	98.71%				
<b>EUROPE &amp; CIS</b>	27,132.28	22,245.94					
Percentage	9.97%	9.56%					
<b>LATIN AMERICA &amp; THE CARIBBEAN</b>	175,894.21	16,178.15			51.00	2,024.80	
Percentage	64.66%	6.95%			3.63%	83.08%	
<b>Others</b>		842.00					
Percentage		0.36%					

**TOTAL PROCUREMENT OF SERVICES BY AGENCY AND COUNTRY OF PROCUREMENT 2005**

COUNTRY	AGENCY					
	FAO	IAEA	IAPSO	ILO	ITC	ITU
AFGHANISTAN	524.14			827.03		
ALBANIA				242.02		
ALGERIA						
ANDORRA						
ANGOLA	19.14				5.15	
ANTIGUA & BARBUDA						
ARGENTINA	5.39	34.29		70.00	49.80	
ARMENIA						
AUSTRALIA	5.00	4.30	923.90	43.53		
AUSTRIA	219.06	15,595.15		99.33		266.07
AZERBAIJAN						
BAHAMAS						
BAHRAIN						
BANGLADESH	0.95			1,435.74		
BARBADOS						
BELARUS		119.22				
BELGIUM	1,784.62	722.88		27.71		2.54
BELIZE				51.75		
BENIN	16.73			415.00	26.35	
BHUTAN						
BOLIVIA	128.32					
BOSNIA AND HERZEGOVINA	457.44					
BOTSWANA						
BRAZIL	30.00			84.24	1.88	0.29
BRUNEI DARUSSALAM						
BULGARIA				130.56		
BURKINA FASO	30.42			448.16		
BURUNDI	2.67			513.32		
CAMBODIA	5.83			1,448.25		
CAMEROON	18.84			124.29		
CANADA	36.69	633.60	60.67	33.94		
CAPE VERDE						
CENTRAL AFRICAN REPUBLIC						
CHAD						
CHILE	55.18			156.19	26.11	
CHINA	8.46	47.54		169.46	70.94	
COLOMBIA	25.70			1,349.31		56.00
COMOROS	25.00					
CONGO	12.94			804.06		
CONGO, DEM. REP.	105.77					
COSTA RICA	4.93			356.09		
COTE D'IVOIRE	9.75			527.92		
CROATIA		10.00			41.58	
CUBA		3.38				
CYPRUS						
CZECH REPUBLIC	5,980.43	106.83				
DENMARK			16,341.50	3.18		2.00
DJIBOUTI						
DOMINICA						
DOMINICAN REPUBLIC	8.00			1,525.68		
DPR KOREA						
ECUADOR	2.09			431.57		
EGYPT	186.59	4.70				
EL SALVADOR	2.80			730.59		
EQUATORIAL GUINEA	54.57					
ERITREA	2.64					
ESTONIA	0.50					
ETHIOPIA	160.52			70.00	16.32	
FIJI						
FINLAND	497.25			40.16		
FRANCE	3,559.33	1,506.91		203.93	202.52	50.84
GABON					26.77	
GAMBIA	2.65					
GEORGIA						
GERMANY	4.43	1,620.38	120.46	106.50		4.00
GHANA	880.78			772.75		
GREECE						
GRENADA	553.88					
GUATEMALA	5.80			5.00		
GUINEA	21.07			20.05		
GUINEA-BISSAU						
GUYANA						
HAITI	5.97			155.95		
HONDURAS	11.26			335.06		
HUNGARY	46.90	5.00		14.50	24.62	
ICELAND						
INDIA	20.81	1,212.26		7,047.28	1.26	
INDONESIA	230.82	2.20		1,084.62		
IRAN (ISLAMIC REPUBLIC OF)	4.63			28.50		1,407.17
IRAQ	2,167.58					
IRELAND	7.72	25.83			9.99	
ISRAEL						
ITALY	20,309.35	108.82	22.99	223.77		
JAMAICA				84.57		
JAPAN		531.21				

**TOTAL PROCUREMENT OF SERVICES BY AGENCY AND COUNTRY OF PROCUREMENT 2005**

COUNTRY	AGENCY					
	FAO	IAEA	IAPSO	ILO	ITC	ITU
JORDAN	285.89					
KAZAKHSTAN	22.90					
KENYA	42.35			273.00	47.99	
KIRIBATI						
KUWAIT	0.52					
KYRGYZSTAN						236.76
LAO P.D.R.	180.71			136.03	9.83	
LATVIA		6.34				
LEBANON	10.06			274.50		
LESOTHO	4.64					
LIBERIA	3.64					
LIBYAN ARAB JAMAHIRIYA						
LIECHTENSTEIN						
LITHUANIA		51.48				
LUXEMBOURG	601.02	27.98				
MACEDONIA (TFYR)						
MADAGASCAR	3.10					
MALAWI	9.00				7.78	
MALAYSIA	7.01			31.32		
MALDIVES						
MALI	9.92				48.98	
MALTA					91.39	
MARSHALL ISLANDS						
MAURITANIA	773.66					
MAURITIUS		5.00				
MEXICO	63.83			55.37		
MICRONESIA (FED. STATES OF)						
MOLDOVA (REPUBLIC OF)				417.09		
MONACO		196.73				
MONGOLIA						
MOROCCO	16.54			563.22		
MOZAMBIQUE	28.20			37.90	2.70	
MYANMAR	3.15					
NAMIBIA	12.33			80.00		
NAURU						
NEPAL	1.96			730.51		
NETHERLANDS	301.17	658.72	13.68		162.34	109.28
NEW ZEALAND	25.00					
NICARAGUA				327.10		
NIGER	54.40			42.15		
NIGERIA	174.54			438.34		
NORWAY				7.50		
OMAN						
PALAU						
PAKISTAN	105.87	4.00		1,932.14		
PANAMA						
PAPUA NEW GUINEA						
PARAGUAY				485.96		30.07
PERU	8.00			209.66		
PHILIPPINES	2.55			618.68		
POLAND						
PORTUGAL						
QATAR						
REPUBLIC OF KOREA		21.78				
ROMANIA		63.21		409.22		
RUSSIAN FEDERATION		854.58		286.64		
RWANDA	6.21			305.65		284.31
SAMOA						
SAN MARINO	587.60					
SAO TOME & PRINCIPE						
SAUDI ARABIA						
SENEGAL	33.22			388.87	17.87	
SEYCHELLES						
SIERRA LEONE	4.59			46.00		
SINGAPORE				7.00	38.69	
SLOVAKIA						
SLOVENIA				17.00		
SOLOMON ISLANDS						
SOMALIA						
SOUTH AFRICA	33.04	373.95		979.37	39.48	
SPAIN	10.46	170.61		48.54		134.82
SRI LANKA	625.41			827.39		
ST KITTS & NEVIS						
ST. LUCIA						
ST. VINCENT & THE GRENADINES						
SUDAN	5.18					
SURINAME						
SWAZILAND						
SWEDEN	50.33	20.18		259.98		
SWITZERLAND	1,469.60	409.87		4,517.00	1,760.56	6,667.83
SYRIAN ARAB REPUBLIC	20.60	52.36				
TAJIKISTAN						
THAILAND				598.64		
TIMOR-LESTE				24.00		
TOGO	8.80			40.00		

**TOTAL PROCUREMENT OF SERVICES BY AGENCY AND COUNTRY OF PROCUREMENT 2005**

ALL SOURCES OF FUNDING		(USD Thousand)				
COUNTRY	AGENCY					
	FAO	IAEA	IAPSO	ILO	ITC	ITU
TONGA						
TRINIDAD & TOBAGO	8.09					
TUNISIA	662.39				13.93	
TURKEY	8.99			130.55		
TURKMENISTAN						
TUVALU						
UNITED ARAB EMIRATES					21.46	
UGANDA	2.76			416.94		
UKRAINE	0.52	461.67		386.96		
UNITED KINGDOM	492.32	1,699.59		350.60	68.89	9.18
UNITED REP. OF TANZANIA	33.77			1,302.08		
URUGUAY	3.44			65.00		
USA	540.42	6,553.29		48.70	19.64	7.93
UZBEKISTAN						
VANUATU						
VENEZUELA	21.57			4.00		
VIET NAM	12.69	2.39		243.21		
YEMEN	7.81			37.57		
YUGOSLAVIA	90.00					
ZAMBIA	23.00			249.77	20.85	
ZIMBABWE	23.77			132.55		
<b>SUB-TOTAL</b>	<b>45,799.82</b>	<b>33,928.23</b>	<b>17,483.22</b>	<b>41,025.22</b>	<b>2,875.66</b>	<b>9,269.09</b>
UNSPECIFIED COUNTRIES	4.42	46.70				
GLOBAL PROJECTS						
INTERREGIONAL PROJECTS						
ARAB COUNTRIES*						
AFRICAN COUNTRIES						
ASIAN COUNTRIES						
EUROPEAN COUNTRIES						
LATIN AMERICA AND THE CARIBBEAN						
<b>GRAND-TOTAL</b>	<b>45,804.24</b>	<b>33,974.93</b>	<b>17,483.22</b>	<b>41,025.22</b>	<b>2,875.66</b>	<b>9,269.09</b>
<b>INDUSTRIALIZED COUNTRIES:</b>	<b>30,501.36</b>	<b>31,340.63</b>	<b>17,483.22</b>	<b>6,301.00</b>	<b>2,223.94</b>	<b>7,254.48</b>
Percentage	66.59%	92.25%	100.00%	15.36%	77.34%	78.27%
<b>DEVELOPING COUNTRIES/ ECONOMIES IN TRANSITION:</b>	<b>15,298.46</b>	<b>2,587.60</b>		<b>34,724.22</b>	<b>651.72</b>	<b>2,014.61</b>
Percentage	33.40%	7.62%		84.64%	22.66%	21.73%
<b>ARAB STATES</b>	<b>3,368.32</b>	<b>518.73</b>		<b>1,290.74</b>	<b>13.93</b>	<b>1,407.17</b>
Percentage	7.35%	1.53%		3.15%	0.48%	15.18%
<b>AFRICA</b>	<b>2,645.66</b>	<b>378.95</b>		<b>8,011.23</b>	<b>281.69</b>	<b>284.31</b>
Percentage	5.78%	1.12%		19.53%	9.80%	3.07%
<b>ASIA &amp; PACIFIC</b>	<b>1,730.34</b>	<b>1,290.17</b>		<b>17,137.29</b>	<b>120.72</b>	
Percentage	3.78%	3.80%		41.77%	4.20%	
<b>EUROPE &amp; CIS</b>	<b>6,609.91</b>	<b>362.08</b>		<b>1,777.88</b>	<b>157.59</b>	<b>236.76</b>
Percentage	14.43%	1.07%		4.33%	5.48%	2.55%
<b>LATIN AMERICA &amp; THE CARIBBEAN</b>	<b>944.24</b>	<b>37.67</b>		<b>6,483.09</b>	<b>77.79</b>	<b>86.36</b>
Percentage	2.06%	0.11%		15.80%	2.71%	0.93%
<b>Others</b>	<b>4.42</b>	<b>46.70</b>				
Percentage	0.01%	0.14%				

**TOTAL PROCUREMENT OF SERVICES BY AGENCY AND COUNTRY OF PROCUREMENT 2005**

COUNTRY	(USD Thousand)					AC
	PAHO	UNCTAD	AGENCY UNDP/ HQ	UNFPA	UNHCR	
AFGHANISTAN				386.00		145.00
ALBANIA				243.00		
ALGERIA				44.00		
ANDORRA						
ANGOLA				269.00		
ANTIGUA & BARBUDA						
ARGENTINA				233.00		151.00
ARMENIA				69.00		
AUSTRALIA				674.00	161.93	
AUSTRIA				37.00	11.50	910.00
AZERBAIJAN				208.00		
BAHAMAS						
BAHRAIN						
BANGLADESH				721.00		6.00
BARBADOS		6.50		11.00		
BELARUS				96.00		
BELGIUM				1,022.00	1.55	31.00
BELIZE				10.00		
BENIN				1,044.00		69.00
BHUTAN				25.00		
BOLIVIA				1,044.00		
BOSNIA AND HERZEGOVINA				53.00		20.00
BOTSWANA				622.00		
BRAZIL		5.40		695.00		
BRUNEI DARUSSALAM						
BULGARIA				123.00		
BURKINA FASO		14.00		174.00		
BURUNDI				117.00	418.71	
CAMBODIA		17.50		337.00		
CAMEROON				438.00	29.78	20.00
CANADA			2,000.00	902.00	3,538.38	
CAPE VERDE				55.00		
CENTRAL AFRICAN REPUBLIC				334.00		
CHAD				53.00		
CHILE				263.00		
CHINA		2.70		210.00	16.67	7,746.00
COLOMBIA				774.00		
COMOROS				42.00		
CONGO				240.00		20.00
CONGO, DEM. REP.				1,354.00	166.35	20.00
COSTA RICA		14.70		536.00		21.00
COTE D'IVOIRE				734.00		20.00
CROATIA				2.00		95.00
CUBA		45.60		196.00		
CYPRUS						
CZECH REPUBLIC					4.10	
DENMARK				504.00	13,758.74	131.00
DJIBOUTI		6.10		109.00		
DOMINICA						
DOMINICAN REPUBLIC				197.00		
DPR KOREA				53.00		
ECUADOR		2.20		556.00		66.00
EGYPT				399.00		717.00
EL SALVADOR		11.30		314.00		
EQUATORIAL GUINEA				293.00		
ERITREA				35.00		
ESTONIA				5.00		
ETHIOPIA		18.40		681.00		
FIJI				99.00		
FINLAND				5.00	0.97	
FRANCE				360.00	474.18	52.00
GABON		18.40		92.00		
GAMBIA				40.00		
GEORGIA				179.00		61.00
GERMANY				702.00	673.69	49.00
GHANA		15.10		63.00	36.29	20.00
GREECE				40.00		
GRENADA						
GUATEMALA		2.00		741.00		
GUINEA				35.00		20.00
GUINEA-BISSAU				45.00		
GUYANA				75.00		
HAITI				1,186.00		
HONDURAS		3.40		599.00		12.00
HUNGARY				16.00		25.00
ICELAND						
INDIA		767.90	8,000.00	2,437.00	53.84	451.00
INDONESIA		1.20		1,140.00		248.00
IRAN (ISLAMIC REPUBLIC OF)				267.00	150.00	33.00
IRAQ				75.00		
IRELAND				6.00	1,008.57	
ISRAEL		12.10		157.00		
ITALY				93.00	843.49	1,205.00
JAMAICA				215.00		
JAPAN				130.00	25.87	

**TOTAL PROCUREMENT OF SERVICES BY AGENCY AND COUNTRY OF PROCUREMENT 2005**

COUNTRY	(USD Thousand)						AC
	PAHO	UNCTAD	AGENCY UNDP/ HQ	UNFPA	UNHCR	UNIDO	
JORDAN		0.40		264.00		54.00	
KAZAKHSTAN				117.00			
KENYA		62.50		902.00	601.35	15.00	
KIRIBATI							
KUWAIT							
KYRGYZSTAN				123.00			
LAO P.D.R.		11.70		171.00		8.00	
LATVIA				37.00			
LEBANON				172.00	697.40	249.00	
LESOTHO		4.00		38.00			
LIBERIA				14.00		20.00	
LIBYAN ARAB JAMAHIRIYA						23.00	
LIECHTENSTEIN							
LITHUANIA				2.00			
LUXEMBOURG							
MACEDONIA (TFYR)				2.00		116.00	
MADAGASCAR				164.00		19.00	
MALAWI		14.00		197.00		24.00	
MALAYSIA		16.30		361.00			
MALDIVES				209.00			
MALI				217.00			
MALTA				7.00			
MARSHALL ISLANDS							
MAURITANIA		5.50		491.00			
MAURITIUS				21.00			
MEXICO				969.00		8,144.00	
MICRONESIA (FED. STATES OF)							
MOLDOVA (REPUBLIC OF)				261.00			
MONACO							
MONGOLIA				281.00			
MOROCCO				623.00		120.00	
MOZAMBIQUE		10.10		2,228.00		39.00	
MYANMAR				628.00			
NAMIBIA				109.00			
NAURU							
NEPAL				774.00			
NETHERLANDS				1,688.00	507.24	90.00	
NEW ZEALAND				11.00			
NICARAGUA		28.40		712.00		20.00	
NIGER				437.00			
NIGERIA		3.20		857.00		221.00	
NORWAY			3,500.00	58.00	46.83	340.00	
OMAN							
PALAU							
PAKISTAN		144.70		1,582.00	91.50	300.00	
PANAMA				279.00			
PAPUA NEW GUINEA				40.00			
PARAGUAY				238.00			
PERU		16.80		1,685.00			
PHILIPPINES		2.90		472.00			
POLAND				15.00			
PORTUGAL				67.00	3.86		
QATAR							
REPUBLIC OF KOREA				482.00		112.00	
ROMANIA				380.00	90.65	79.00	
RUSSIAN FEDERATION				224.00			
RWANDA		3.60		304.00			
SAMOA							
SAN MARINO							
SAO TOME & PRINCIPE		0.50		14.00		20.00	
SAUDI ARABIA							
SENEGAL				973.00	97.98		
SEYCHELLES							
SIERRA LEONE		15.40		30.00	72.74	20.00	
SINGAPORE				3.00			
SLOVAKIA				38.00		15.00	
SLOVENIA					14.53		
SOLOMON ISLANDS							
SOMALIA				30.00			
SOUTH AFRICA		10.50		1,052.00	1.16	40.00	
SPAIN				43.00		157.00	
SRI LANKA				461.00		250.00	
ST. KITTS & NEVIS							
ST. LUCIA				6.00			
ST. VINCENT & THE GRENADINES							
SUDAN				867.00		67.00	
SURINAME				18.00			
SWAZILAND		1.50		359.00			
SWEDEN				10.00	39.89	8.00	
SWITZERLAND				260.00	17,911.11	563.00	
SYRIAN ARAB REPUBLIC				334.00		85.00	
TAJKISTAN				83.00			
THAILAND		20.60		470.00		22.00	
TIMOR-LESTE				639.00			
TOGO				290.00		20.00	



**TOTAL PROCUREMENT OF SERVICES BY AGENCY AND COUNTRY OF PROCUREMENT 2005**

ALL SOURCES OF FUNDING		(USD Thousand)					AC
COUNTRY	AGENCY						
	PAHO	UNCTAD	UNDP/ HQ	UNFPA	UNHCR	UNIDO	
TONGA							
TRINIDAD & TOBAGO		1.40		6.00			
TUNISIA		17.70		144.00			
TURKEY		38.20		548.00	176.46	216.00	
TURKMENISTAN				62.00			
TUVALU							
UNITED ARAB EMIRATES				31.00	195.50	60.00	
UGANDA		14.80		165.00		4.00	
UKRAINE				174.00			
UNITED KINGDOM			7,500.00	1,812.00	2,784.15	256.00	
UNITED REP. OF TANZANIA		35.80		376.00		85.00	
URUGUAY				179.00		35.00	
USA	6,151.16		78,000.00	16,772.00	1,538.99	250.00	
UZBEKISTAN				159.00			
VANUATU							
VENEZUELA				178.00		66.00	
VIET NAM		4.70		585.00		42.00	
YEMEN		18.60		31.00			
YUGOSLAVIA				7.00		117.00	
ZAMBIA		70.90		407.00			
ZIMBABWE		29.40		313.00			
<b>SUB-TOTAL</b>	<b>6,151.16</b>	<b>1,568.60</b>	<b>99,000.00</b>	<b>73,175.00</b>	<b>46,245.95</b>	<b>24,755.00</b>	
UNSPECIFIED COUNTRIES			5,000.00	370.00			
GLOBAL PROJECTS							
INTERREGIONAL PROJECTS							
ARAB COUNTRIES*							
AFRICAN COUNTRIES							
ASIAN COUNTRIES							
EUROPEAN COUNTRIES							
LATIN AMERICA AND THE CARIBBEAN							
<b>GRAND-TOTAL</b>	<b>6,151.16</b>	<b>1,568.60</b>	<b>104,000.00</b>	<b>73,545.00</b>	<b>46,245.95</b>	<b>24,755.00</b>	
<b>INDUSTRIALIZED COUNTRIES:</b>	6,151.16	12.10	91,000.00	25,577.00	43,330.94	4,042.00	
Percentage	100.00%	0.77%	87.50%	34.78%	93.70%	16.33%	
<b>DEVELOPING COUNTRIES/ ECONOMIES IN TRANSITION:</b>		1,556.50	8,000.00	47,598.00	2,915.01	20,713.00	
Percentage		99.23%	7.69%	64.72%	6.30%	83.67%	
<b>ARAB STATES</b>		42.80		3,533.00	847.40	1,348.00	
Percentage		2.73%		4.80%	1.83%	5.45%	
<b>AFRICA</b>		332.80		16584.00	1,619.86	772.00	
Percentage		21.22%		22.55%	3.50%	3.12%	
<b>ASIA &amp; PACIFIC</b>		990.20	8,000.00	11,927.00	162.01	9,330.00	
Percentage		63.13%	7.69%	16.22%	0.35%	37.69%	
<b>EUROPE &amp; CIS</b>		53.00		3,000.00	285.74	748.00	
Percentage		3.38%		4.08%	0.62%	3.02%	
<b>LATIN AMERICA &amp; THE CARIBBEAN</b>		137.70		11,915.00		8,515.00	
Percentage		8.78%		16.20%		34.40%	
<b>Others</b>			5,000.00	370.00			
Percentage			4.81%	0.50%			

**TOTAL PROCUREMENT OF SERVICES BY AGENCY AND COUNTRY OF PROCUREMENT 2005**

ALL SOURCES OF FUNDING (USD Thousand)						
COUNTRY	AGENCY				AGENCY	
	UNOPS	UNOG	UNON	UNOV	UN/PS	UNRWA
AFGHANISTAN	289,649.41				389.21	
ALBANIA	168.34					
ALGERIA	4.50					
ANDORRA						
ANGOLA	135.43				15,426.44	
ANTIGUA & BARBUDA						
ARGENTINA	174.17	3.70				
ARMENIA						
AUSTRALIA	52.20		10.00		1,077.85	
AUSTRIA	1,495.48		3.58	3,072.96	513.60	
AZERBAIJAN	196.69					
BAHAMAS						
BAHRAIN			212.24	6.11		
BANGLADESH	81.40					
BARBADOS	15.00					
BELARUS						
BELGIUM	57.90	733.47	7.00		414.02	6.90
BELIZE	2.40					
BENIN	21.45					
BHUTAN						
BOLIVIA	23.25		5.72			
BOSNIA AND HERZEGOVINA	29.32					
BOTSWANA	80.00					
BRAZIL	337.22	10.00	3.17			
BRUNEI DARUSSALAM						
BULGARIA	53.58	19.50			9,210.38	
BURKINA FASO	743.99					
BURUNDI	160.43				12,506.12	
CAMBODIA		3.50				
CAMEROON	94.02					
CANADA	975.11	18.25		24.73	18,333.51	
CAPE VERDE						
CENTRAL AFRICAN REPUBLIC	4.00					
CHAD	278.11					
CHILE	76.74		4.57			
CHINA	1,076.99	99.35			555.37	
COLOMBIA	1,375.66	0.62				
COMOROS	4.00					
CONGO	16.00					
CONGO, DEM. REP.	11,659.80		21.75		27,999.04	
COSTA RICA	470.03					
COTE D'IVOIRE	34.79				12,220.61	
CROATIA	1,086.47					
CUBA	20.00					
CYPRUS	10,762.67	2.17	4.30		22,508.76	
CZECH REPUBLIC				3.44		
DENMARK	22,669.98	406.75			4,581.47	160.95
DJIBOUTI	4.00					
DOMINICA	56.09					
DOMINICAN REPUBLIC	4.40	8.00			228.28	
DPR KOREA	54.67					
ECUADOR	35.64					
EGYPT	634.75	43.93	28.58		2,227.42	80.94
EL SALVADOR	3,286.12					
EQUATORIAL GUINEA						
ERITREA	181.89				2,876.87	
ESTONIA					6,926.47	
ETHIOPIA	3,645.91			55.00	6,461.13	
FIJI	177.58					
FINLAND	40.89				225.47	
FRANCE	2,117.94	2,260.85	900.54	6.82	14,372.98	1.64
GABON	31.54					
GAMBIA	9.00					
GEORGIA	11.23				606.30	
GERMANY	2,735.46	902.13	102.87	266.36	24,071.90	1.19
GHANA	524.90				291.88	
GREECE	156.00					
GRENADA						
GUATEMALA	3,549.14					
GUINEA	21.27					
GUINEA-BISSAU						
GUYANA	4.94				14,048.57	
HAITI						
HONDURAS	3.51					
HUNGARY	2,588.38	54.25				
ICELAND						
INDIA	1,114.54	4.24	1.27		4,190.09	164.25
INDONESIA	708.41	13.50				
IRAN (ISLAMIC REPUBLIC OF)	325.20					
IRAQ					3,345.55	
IRELAND	492.70	159.27	69.99	25.96	30,363.12	
ISRAEL					1,058.28	349.49
ITALY	1,592.73	29.03	403.52	28.63	15,090.13	27.00
JAMAICA	148.76				46.99	
JAPAN	305.06	52.14	134.24	10.36	1,192.58	

**TOTAL PROCUREMENT OF SERVICES BY AGENCY AND COUNTRY OF PROCUREMENT 2005**

ALL SOURCES OF FUNDING		(USD Thousand)				
COUNTRY	AGENCY				AGENCY	
	UNOPS	UNOG	UNON	UNOV	UN/PS	UNRWA
JORDAN	18,106.70		23.32		40,416.94	4,977.41
KAZAKHSTAN	24.46	90.19				
KENYA	5,168.36	29.00	7,596.04		1,004.24	
KIRIBATI						
KUWAIT	56.37				402.69	
KYRGYZSTAN						
LAO P.D.R.						
LATVIA						
LEBANON	2,075.51				717.57	3,699.82
LESOTHO	19.10					
LIBERIA	100.04				5,973.43	
LIBYAN ARAB JAMAHIRIYA	63.57				1,000.00	
LIECHTENSTEIN						
LITHUANIA				10.50		
LUXEMBOURG	42.07	15.25				
MACEDONIA (TFYR)	14.42				72.00	
MADAGASCAR	2,000.28					
MALAWI						
MALAYSIA	86.46		0.60			
MALDIVES	848.90					
MALI	116.98					
MALTA	45.37		173.93			
MARSHALL ISLANDS						
MAURITANIA	323.56					
MAURITIUS	8.12					
MEXICO	35.04		279.94		88.00	
MICRONESIA (FED. STATES OF)	86.73					
MOLDOVA (REPUBLIC OF)	19.70				2,600.00	
MONACO	397.33				26,765.93	
MONGOLIA						
MOROCCO	40.59		6.84		293.44	
MOZAMBIQUE	125.11				129.60	
MYANMAR	208.29					
NAMIBIA	930.14					
NAURU						
NEPAL						
NETHERLANDS	1,759.20	323.60	21.94	5.24	1,808.87	220.13
NEW ZEALAND	633.68				680.22	
NICARAGUA	677.73					
NIGER	342.63	2.91				
NIGERIA	101.29			30.73	1,809.98	
NORWAY	657.30	453.24			48.50	
OMAN	5.00		55.98		395.00	14.71
PALAU						
PAKISTAN	11,277.56				1,939.88	
PANAMA	50.17					
PAPUA NEW GUINEA	0.33					
PARAGUAY	84.70					
PERU	11,632.21					
PHILIPPINES	110.48	8.60				56.00
POLAND	7.76		7.00			
PORTUGAL						
QATAR						14.00
REPUBLIC OF KOREA	744.40					
ROMANIA	2.16			0.82		
RUSSIAN FEDERATION	804.82	66.72			126,836.74	
RWANDA	66.90					
SAMOA	60.00					
SAN MARINO						
SAO TOME & PRINCIPE	4.00					
SAUDI ARABIA	20.00					
SENEGAL	2,798.03	3.87				
SEYCHELLES						
SIERRA LEONE	1,659.45				1,970.11	
SINGAPORE	59.38			10.00	240.87	
SLOVAKIA	212.72			84.17	99.50	
SLOVENIA	406.95					
SOLOMON ISLANDS						
SOMALIA	834.53					
SOUTH AFRICA	2,243.79	135.00	10.94		39,728.45	
SPAIN	182.04	107.42		2.57	2,704.12	
SRI LANKA	120.91					
ST KITTS & NEVIS						
ST. LUCIA						
ST. VINCENT & THE GRENADINES						
SUDAN	1,790.12				47,029.20	
SURINAME	33.90					
SWAZILAND	10.00					
SWEDEN	740.95	1,805.59			39.86	
SWITZERLAND	9,002.72	30,452.29		15.00	1,131.97	49.32
SYRIAN ARAB REPUBLIC	162.84		42.36		1,345.63	3,835.39
TAJKISTAN	20.63				142.83	
THAILAND	768.47	0.80			20,008.60	
TIMOR-LESTE	232.16				2,310.26	
TOGO	14.00					

**TOTAL PROCUREMENT OF SERVICES BY AGENCY AND COUNTRY OF PROCUREMENT 2005**

ALL SOURCES OF FUNDING		(USD Thousand)				
COUNTRY	AGENCY				AGENCY	
	UNOPS	UNOG	UNON	UNOV	UN/PS	UNRWA
TONGA						
TRINIDAD & TOBAGO	8.06					
TUNISIA	185.35	35.00				
TURKEY	6,274.17				436.46	27.27
TURKMENISTAN	30.55					
TUVALU						
UNITED ARAB EMIRATES	41,740.49				269.02	22.93
UGANDA	548.25				2,594.19	
UKRAINE	107.21				24,578.42	
UNITED KINGDOM	51,427.23	993.93	397.35	894.16	23,779.21	503.79
UNITED REP. OF TANZANIA	349.84				394.90	
URUGUAY	69.56	29.21	6.40			
USA	40,316.35	231.88	127.71	819.81	185,414.62	114.64
UZBEKISTAN	0.11					
VANUATU	2.72					
VENEZUELA	3.43		110.52			
VIET NAM	393.14					
YEMEN	14.00					
YUGOSLAVIA	1,875.44	3.89			1,084.84	
ZAMBIA	4.10					
ZIMBABWE	108.21					
<b>SUB-TOTAL</b>	<b>593,386.47</b>	<b>39,613.01</b>	<b>10,774.22</b>	<b>5,373.38</b>	<b>821,646.46</b>	<b>14,327.76</b>
UNSPECIFIED COUNTRIES					35.28	
GLOBAL PROJECTS						
INTERREGIONAL PROJECTS						
ARAB COUNTRIES*	14.42					25,074.32
AFRICAN COUNTRIES						
ASIAN COUNTRIES	43.54					
EUROPEAN COUNTRIES	15,401.58					
LATIN AMERICA AND THE CARIBBEAN						
<b>GRAND-TOTAL</b>	<b>608,846.00</b>	<b>39,613.01</b>	<b>10,774.22</b>	<b>5,373.38</b>	<b>821,681.74</b>	<b>39,402.08</b>
<b>INDUSTRIALIZED COUNTRIES:</b>	138,655.13	39,011.81	2,178.75	5,172.61	480,504.95	1,435.05
Percentage	22.77%	98.48%	20.22%	96.26%	58.48%	3.64%
<b>DEVELOPING COUNTRIES/ ECONOMIES IN TRANSITION:</b>	470,190.87	601.21	8,595.48	200.77	341,141.51	37,967.03
Percentage	77.23%	1.52%	79.78%	3.74%	41.52%	96.36%
<b>ARAB STATES</b>	24,444.66	78.93	369.33	6.11	121,751.85	12,622.26
Percentage	4.01%	0.20%	3.43%	0.11%	14.82%	32.03%
<b>AFRICA</b>	75,880.94	170.78	7628.73	85.73	129061.81	22.93
Percentage	12.46%	0.43%	70.81%	1.60%	15.71%	0.06%
<b>ASIA &amp; PACIFIC</b>	307,674.30	129.98	1.87	10.00	27,324.01	220.25
Percentage	50.53%	0.33%	0.02%	0.19%	3.33%	0.56%
<b>EUROPE &amp; CIS</b>	39,780.94	169.99	185.23	98.93	46,281.75	27.27
Percentage	6.53%	0.43%	1.72%	1.84%	5.63%	0.07%
<b>LATIN AMERICA &amp; THE CARIBBEAN</b>	22,177.87	51.53	410.31		14,411.84	
Percentage	3.64%	0.13%	3.81%		1.75%	
<b>Others</b>					35.28	
Percentage					0.00%	

\* Procurement from the Palastine Authority Autono

**TOTAL PROCUREMENT OF SERVICES BY AGENCY AND COUNTRY OF PROCUREMENT 2005**

COUNTRY	(USD Thousand)					TOTAL (ALL)	%
	UNU	UNV	WFP	WMO	WTO		
AFGHANISTAN			4,798.13			318,325.72	8.43%
ALBANIA			100.46			3,821.35	0.10%
ALGERIA			17.81			684.39	0.02%
ANDORRA							
ANGOLA			941.07			17,376.44	0.46%
ANTIGUA & BARBUDA			0.60			16.30	0.00%
ARGENTINA						12,101.14	0.32%
ARMENIA			87.47			179.87	0.00%
AUSTRALIA			16.17			7,888.38	0.21%
AUSTRIA						22,495.33	0.60%
AZERBAIJAN			54.48			512.33	0.01%
BAHAMAS							
BAHRAIN						478.64	0.01%
BANGLADESH			2,528.60			5,873.10	0.16%
BARBADOS			2.60			187.08	0.00%
BELARUS						770.57	0.02%
BELGIUM			376.17			5,270.61	0.14%
BELIZE						64.15	0.00%
BENIN						1,801.82	0.05%
BHUTAN						194.28	0.01%
BOLIVIA			192.11			6,232.32	0.16%
BOSNIA AND HERZEGOVINA						9,981.16	0.26%
BOTSWANA			18.10	150.00		872.61	0.02%
BRAZIL			8.39			53,213.43	1.41%
BRUNEI DARUSSALAM							
BULGARIA						26,874.73	0.71%
BURKINA FASO			445.90			1,856.47	0.05%
BURUNDI			577.17			14,430.93	0.38%
CAMBODIA			443.30			2,972.06	0.08%
CAMEROON			664.59			1,667.80	0.04%
CANADA		51.41	457.47	9.66		27,497.58	0.73%
CAPE VERDE						331.85	0.01%
CENTRAL AFRICAN REPUBLIC			30.74			368.74	0.01%
CHAD			1,081.78			1,412.89	0.04%
CHILE			46.55			6,950.24	0.18%
CHINA			502.36		6.20	11,297.86	0.30%
COLOMBIA			1,198.81			30,994.44	0.82%
COMOROS						71.00	0.00%
CONGO			175.20			1,849.52	0.05%
CONGO, DEM. REP.			1,194.62			44,314.02	1.17%
COSTA RICA				1.81		4,186.59	0.11%
COTE D'IVOIRE			1,322.45			15,510.68	0.41%
CROATIA						1,275.05	0.03%
CUBA			0.85			268.97	0.01%
CYPRUS			109.31			33,491.21	0.89%
CZECH REPUBLIC			26.10			6,544.55	0.17%
DENMARK			959.31			61,800.96	1.64%
DJIBOUTI			385.66			516.81	0.01%
DOMINICA						56.09	0.00%
DOMINICAN REPUBLIC						1,977.91	0.05%
DPR KOREA			309.10		17.28	434.06	0.01%
ECUADOR			3,405.32			4,831.84	0.13%
EGYPT			1,356.74			6,276.02	0.17%
EL SALVADOR						16,085.11	0.43%
EQUATORIAL GUINEA						347.57	0.01%
ERITREA			588.15			3,752.23	0.10%
ESTONIA						7,018.83	0.19%
ETHIOPIA			2,044.25			14,335.05	0.38%
FIJI						681.52	0.02%
FINLAND			0.68		6.12	1,165.16	0.03%
FRANCE		73.04	1,524.28	86.33		28,736.12	0.76%
GABON						168.70	0.00%
GAMBIA			156.62			208.27	0.01%
GEORGIA			217.29			1,074.82	0.03%
GERMANY		1,887.21	211.10			36,662.77	0.97%
GHANA			25.32			2,630.02	0.07%
GREECE						213.74	0.01%
GRENADA						591.24	0.02%
GUATEMALA			29.76			10,405.51	0.28%
GUINEA			441.73			559.12	0.01%
GUINEA-BISSAU			240.54			743.98	0.02%
GUYANA						240.99	0.01%
HAITI			469.65			18,097.37	0.48%
HONDURAS			231.46			17,657.43	0.47%
HUNGARY						2,923.37	0.08%
ICELAND			53.72			53.72	0.00%
INDIA			801.67	209.25		36,892.82	0.98%
INDONESIA			4,426.61			35,633.41	0.94%
IRAN (ISLAMIC REPUBLIC OF)			141.43			2,647.53	0.07%
IRAQ			378.19			16,030.36	0.42%
IRELAND			3.49			32,216.20	0.85%
ISRAEL			126.22			2,113.14	0.06%
ITALY			29,793.72			78,770.59	2.09%
JAMAICA						844.04	0.02%
JAPAN	1,280.92	96.90	10.96			68,212.58	1.81%

**TOTAL PROCUREMENT OF SERVICES BY AGENCY AND COUNTRY OF PROCUREMENT 2005**

COUNTRY	(USD Thousand)					(USD Thousand)	
	UNU	UNV	WFP	WMO	WTO	TOTAL (ALL)	%
JORDAN			183.05			64,962.51	1.72%
KAZAKHSTAN						1,102.61	0.03%
KENYA			64,078.17	27.80		80,510.14	2.13%
KIRIBATI							
KUWAIT			8.84			519.32	0.01%
KYRGYZSTAN						989.67	0.03%
LAO P.D.R.						1,160.48	0.03%
LATVIA						56.15	0.00%
LEBANON			1.37			9,485.61	0.25%
LESOTHO			164.95			239.55	0.01%
LIBERIA			467.54			7,717.59	0.20%
LIBYAN ARAB JAMAHIRIYA			85.86			1,172.43	0.03%
LIECHTENSTEIN							
LITHUANIA						66.16	0.00%
LUXEMBOURG			16.97			703.29	0.02%
MACEDONIA (TFYR)						1,396.94	0.04%
MADAGASCAR						2,623.44	0.07%
MALAWI			919.70			1,179.14	0.03%
MALAYSIA			81.99		23.83	2,193.66	0.06%
MALDIVES						3,839.93	0.10%
MALI			1,134.65			3,284.21	0.09%
MALTA						317.69	0.01%
MARSHALL ISLANDS							
MAURITANIA			1,090.41			2,684.13	0.07%
MAURITIUS						87.16	0.00%
MEXICO			23.30	5.42		13,140.73	0.35%
MICRONESIA (FED. STATES OF)						86.73	0.00%
MOLDOVA (REPUBLIC OF)						4,327.38	0.11%
MONACO						27,359.99	0.72%
MONGOLIA						690.31	0.02%
MOROCCO						2,089.04	0.06%
MOZAMBIQUE			2,107.05			9,897.27	0.26%
MYANMAR			16.62			948.29	0.03%
NAMIBIA			28.10			1,577.09	0.04%
NAURU							
NEPAL			492.29			3,125.36	0.08%
NETHERLANDS			872.05			8,930.18	0.24%
NEW ZEALAND			57.82		0.70	1,432.00	0.04%
NICARAGUA			396.95			3,546.79	0.09%
NIGER			595.33			1,735.62	0.05%
NIGERIA			5.57	2.15	25.53	6,108.35	0.16%
NORWAY			260.53			6,009.71	0.16%
OMAN						470.69	0.01%
PALAU							
PAKISTAN			2,456.88			21,278.42	0.56%
PANAMA			397.10			24,744.22	0.66%
PAPUA NEW GUINEA						42.43	0.00%
PARAGUAY				0.49		8,817.72	0.23%
PERU						25,665.19	0.68%
PHILIPPINES						1,576.02	0.04%
POLAND						2,109.08	0.06%
PORTUGAL			23.68			198.06	0.01%
QATAR						14.00	0.00%
REPUBLIC OF KOREA						1,690.94	0.04%
ROMANIA						1,546.52	0.04%
RUSSIAN FEDERATION			92.90			133,039.63	3.52%
RWANDA			779.87			1,901.48	0.05%
SAMOA						60.00	0.00%
SAN MARINO						587.60	0.02%
SAO TOME & PRINCIPE			37.59			87.69	0.00%
SAUDI ARABIA			67.44			690.24	0.02%
SENEGAL			860.31			7,458.39	0.20%
SEYCHELLES						4.97	0.00%
SIERRA LEONE			342.11			4,217.90	0.11%
SINGAPORE						786.51	0.02%
SLOVAKIA						2,613.35	0.07%
SLOVENIA						1,183.48	0.03%
SOLOMON ISLANDS							
SOMALIA			647.15			6,359.14	0.17%
SOUTH AFRICA			837.07			46,182.42	1.22%
SPAIN			69.16	45.08	1.15	4,969.04	0.13%
SRI LANKA			1,001.54			3,507.42	0.09%
ST KITTS & NEVIS							
ST. LUCIA						10.52	0.00%
ST. VINCENT & THE GRENADINES							
SUDAN			7,147.17			56,905.67	1.51%
SURINAME						317.56	0.01%
SWAZILAND						543.37	0.01%
SWEDEN			92.06			3,251.00	0.09%
SWITZERLAND			255.93	4,527.63		79,824.54	2.11%
SYRIAN ARAB REPUBLIC			226.44			7,053.95	0.19%
TAJIKISTAN			344.64			4,702.95	0.12%
THAILAND			646.78			32,286.14	0.85%
TIMOR-LESTE						8,760.52	0.23%
TOGO					0.32	373.11	0.01%

**TOTAL PROCUREMENT OF SERVICES BY AGENCY AND COUNTRY OF PROCUREMENT 2005**

COUNTRY	(USD Thousand)					TOTAL (ALL)	%
	UNU	UNV	WFP	WMO	WTO		
TONGA							
TRINIDAD & TOBAGO						556.26	0.01%
TUNISIA						1,912.94	0.05%
TURKEY			85.62			8,421.71	0.22%
TURKMENISTAN						92.55	0.00%
TUVALU							
UNITED ARAB EMIRATES			1,469.54			44,098.78	1.17%
UGANDA			3,005.66			7,029.50	0.19%
UKRAINE						27,997.19	0.74%
UNITED KINGDOM			5,860.08	31.27		101,213.45	2.68%
UNITED REP. OF TANZANIA			1,977.47			4,559.74	0.12%
URUGUAY		33.86			50.57	2,124.19	0.06%
USA			3,077.15			378,362.73	10.02%
UZBEKISTAN						2,873.54	0.08%
VANUATU	10.74	393.74				407.21	0.01%
VENEZUELA			6.00			1,972.77	0.05%
VIET NAM						3,642.68	0.10%
YEMEN			309.48			783.42	0.02%
YUGOSLAVIA						4,485.66	0.12%
ZAMBIA			413.20			1,212.13	0.03%
ZIMBABWE			781.31			1,558.73	0.04%
<b>SUB-TOTAL</b>	<b>1,291.66</b>	<b>2,536.16</b>	<b>172,152.76</b>	<b>5,096.87</b>	<b>131.71</b>	<b>2,582,548.84</b>	<b>68.37%</b>
UNSPECIFIED COUNTRIES			1147793*			1,154,091.40	30.55%
GLOBAL PROJECTS							
INTERREGIONAL PROJECTS							
ARAB COUNTRIES*						25,088.74	0.66%
AFRICAN COUNTRIES							
ASIAN COUNTRIES						43.54	0.00%
EUROPEAN COUNTRIES						15,401.58	0.41%
LATIN AMERICA AND THE CARIBBEAN							
<b>GRAND-TOTAL</b>	<b>1,291.66</b>	<b>2,536.16</b>	<b>1,319,945.76</b>	<b>5,096.87</b>	<b>131.71</b>	<b>3,777,174.10</b>	<b>100.00%</b>
<b>INDUSTRIALIZED COUNTRIES:</b>	<b>1,280.92</b>	<b>2,108.55</b>	<b>44,211.62</b>	<b>4,699.97</b>	<b>7.97</b>	<b>1,118,978.11</b>	<b>29.61%</b>
Percentage	99.17%	83.14%	3.35%	92.21%	6.05%	29.62%	
<b>DEVELOPING COUNTRIES/ ECONOMIES IN TRANSITION:</b>	<b>10.74</b>	<b>427.60</b>	<b>1,275,734.14</b>	<b>396.91</b>	<b>123.74</b>	<b>1,504,104.59</b>	<b>39.84%</b>
Percentage	0.83%	16.86%	96.65%	7.79%	93.95%	39.82%	
<b>ARAB STATES</b>			<b>10,956.63</b>			<b>232,138.63</b>	<b>4.93%</b>
Percentage			0.83%			6.15%	
<b>AFRICA</b>			<b>88038.15</b>	<b>179.95</b>	<b>25.85</b>	<b>354452.10</b>	<b>10.09%</b>
Percentage			6.67%	3.53%	19.63%	9.38%	
<b>ASIA &amp; PACIFIC</b>	<b>10.74</b>	<b>393.74</b>	<b>18,505.88</b>	<b>209.25</b>	<b>47.32</b>	<b>489,670.87</b>	<b>12.96%</b>
Percentage	0.83%	15.53%	1.40%	4.11%	35.93%	12.96%	
<b>EUROPE &amp; CIS</b>			<b>4,031.03</b>			<b>153,184.33</b>	<b>4.63%</b>
Percentage			0.31%			4.06%	
<b>LATIN AMERICA &amp; THE CARIBBEAN</b>		<b>33.86</b>	<b>6,409.45</b>	<b>7.71</b>	<b>50.57</b>	<b>265,898.14</b>	<b>7.04%</b>
Percentage		1.34%	0.49%	0.15%	38.39%	7.04%	
<b>Others</b>			<b>114,793.00</b>			<b>1,154,091.40</b>	<b>30.55%</b>
Percentage			8.70%			30.55%	

ious Area (West Bank and G\*) Denotes cost of Transport services contracted by WFP, not available as a by country

**Major Equipment ordered by Agency during 2005**  
(Orders of USD 30,000 or more)

Agency/Country Procurement	Name of supplier	Description of goods (equipment)	Total Cost (USD)
<b>ECA</b>			
Cyprus	Infotrend Campany	Commuication Equipment	249,623.84
Cyprus	Infotrend Campany	Printing and publishing Supplies	33,338.94
Denmark	Danoffice plc	Computer Hardware	70,007.00
Denmark	Danoffice plc	Coputer supplies	57,977.00
Denmark	Inter Agency Proc.	Computer Hardware	48,280.90
Denmark	Inter Agency Proc.	Vehicles	39,011.50
Denmark	IAPSO	Vehicles	32,800.00
Egypt	Systems & Project	Commuication Equipment	72,000.00
Egypt	Siemens ltd	Medical Equipment	49,023.60
Egypt	Mermiland	Building Materials	40,093.52
Ethiopia	Sunshield Window	Building Materials	563,307.00
Ethiopia	Techno Style	Furniture	57,020.74
Ethiopia	Equatorial Busines	Medical Equipment	47,850.00
Ethiopia	WOW Fashion	Uniform Linen and Related	39,407.92
Ethiopia	Technocare p.l.c.	Electrical Equipment	35,334.58
Ethiopia	Dscope	Printing and publishing Supplies	30,000.00
France	MGE UPS Systems	Electrical Equipment	144,908.24
Israel	Onset Systems ENG.	Commuication Equipment	183,097.00
Japan	Nissan Trading co.	Vehicles	54,690.00
South Africa	Assetech PTY.LTD	Electrical Equipment	64,799.00
United Arab Emirates	Jack'Sgulf fze	Printing and publishing Supplies	128,070.50
United Arab Emirates	Simba Electronics	Printing and publishing Supplies	117,287.00
United Arab Emirates	Jack'Sgulf fze	Office Supplies & Stationery	49,773.00
United Arab Emirates	Truebell Marketing	Building Materials	49,729.50
United Arab Emirates	Jack'Sgulf fze	Furniture	40,150.00
United Arab Emirates	simba Electronics	Cleaning Sanitary Supplies	38,850.00
United Arab Emirates	Jackys Electronic	Printing and publishing Supplies	36,970.00
United Kingdom	Motorla	Commuication Equipment	70,071.30
United Kingdom	Winchester Procur	Electrical Equipment	52,544.00
United Kingdom	Winchester Procur	Vehicles	45,432.00
USA	Somes World-Wide	Uniform Linen and Related	155,092.77
USA	Communcation DEV	Printing and publishing Supplies	75,760.00
USA	Highcom Security	Electrical Equipment	73,000.00
USA	Planson	Fire Fighting Equipment & Supplies	66,482.00
USA	Somes World-Wide	Uniform Linen and Related	60,637.50
USA	Communcation DE	Prnting and publishing supplies	47,250.00
USA	Infoptics	Computer softwaer	43,816.00
USA	Infoptics	Computer Hardware	31,850.00
<b>ECLAC</b>			
Chile	Correa, Silva Y Cia. Ltda.	Wood For Joinery And Carpentry, Other	180,757.99
Chile	Ricardo Rodriguez Y Cia. Ltda.	Expendables For Use With Edp Equipment	104,519.34
Chile	Asesorias Adl Ltda.	Pc Software, General	92,756.18
Chile	Dist. Papeles Industriales S.a.	Printing And Bookbinding Equipment	65,915.65
Chile	Representaciones Aerotech Ltda.	Security Equipment, Special Purpose	60,639.00
Chile	S & A Consultores Asoc. Chile S.a.	Pc Software, General	52,853.02
Chile	Distribuidora Ofimarket S.a.	Printing And Bookbinding Equipment	51,932.68
Chile	Distribuidora Mips, S.a. De C.v.	Micro-computers	46,210.71
Chile	Multicarpet S.a.	Carpets And Other Textile Floor Coverings	34,272.22
Chile	Sistemas De Seguridad Y Alarmas Ltd	Security Equipment, Special Purpose	32,702.93
Denmark	Danoffice	Processing Units For Edp And Accessories And Parts Thereof	269,119.20
USA	Lenovo (USA) Inc.	Micro-computers	279,187.75
USA	Steelcase Inc	Furniture, Office, Other Than Chairs	194,461.84
USA	Cisco Systems, Inc.	Computer Systems, Special Purpose Other	152,701.00
USA	Comp-u-field	Micro-computers	115,841.00
USA	Arenson Office Furnishings	Furniture	101,206.00
USA	Gtsi Corp.	Micro-computers	97,276.07
USA	Microsoft Licensing, Gp	Pc Software, General	95,662.75
USA	Advanced Computer Concepts	Micro-computers	66,602.24
USA	3m Innovative Properties Company	Security Equipment And Supplies N.e.c.	45,969.13
USA	Quantitative Micro Software	Pc Software, General	37,557.00
<b>ESCAP</b>			
Hong Kong (China)	Glock (H.k.) Limited	Security/Safety Equipment (Firearms)	42,437.00
Thailand	Rockworth Public Co., Ltd.	Office Furniture	626,813.62
Thailand	Datapro Computer Systems Co., Ltd.	Computer Hardwares/Softwares	192,585.14
Thailand	Bmw (Thailand) Co., Ltd.	Motor Car	121,439.02
Thailand	Rockworth Public Co., Ltd.	Office Furniture	112,122.00
Thailand	Fma Group Co., Ltd.	Photo Copiers	109,002.44
Thailand	Netsecure Systems Co., Ltd.	Softwares	101,714.88
Thailand	Rockworth Public Co., Ltd.	Office Furniture	97,719.92
Thailand	Dell Corporation (Thailand) Co., Ltd.	Computer, Others	96,828.84
Thailand	T.r. Enterprise	Publications	90,201.02
Thailand	Dell Corporation (Thailand) Co., Ltd.	Pc, Desktop	85,452.70
Thailand	Fujitsu Systems Business (Thailand) Ltd.	Softwares	83,883.20
Thailand	U.e. 5555 Co., Ltd.	Motor Car	82,238.44
Thailand	Rockworth Public Co., Ltd.	Partition	80,864.79
Thailand	It Techcom Co., Ltd.	Computer, Others	78,543.64
Thailand	Kwang Long Machinery Co., Ltd.	Printing Machines & Equipment	72,262.78
Thailand	Dell Corporation (Thailand) Co., Ltd.	Computer Hardwares/Softwares	66,475.48
Thailand	Riso (Thailand) Ltd.	Stationeries & Office Supplies	59,856.39
Thailand	Johnson Controls (Thailand) Co., Ltd.	Electrical Items	58,202.14
Thailand	Dell Corporation (Thailand) Co., Ltd.	Computer, Others	58,020.48
Thailand	Datapro Computer Systems Co., Ltd.	Computer Hardwares/Softwares	55,568.03
Thailand	Loxley Public Company Ltd.	Telephones	51,313.85
Thailand	It Techcom Co., Ltd.	Pc, Desktop	50,632.58
Thailand	Pk. Printers	Publications	43,664.98
Thailand	Dell Corporation (Thailand) Co., Ltd.	Pc, Desktop	42,726.34
Thailand	Billion Million Trading Co., Ltd.	Janitorial & Sanitary Supplies	42,223.97
Thailand	It Techcom Co., Ltd.	Pc, Desktop	38,948.14
Thailand	First Inter Business Ltd.	Printers	38,774.50
Thailand	First Inter Business Ltd.	Printers	38,476.96
Thailand	First Inter Business Ltd.	Ink, Toner, Ribbon, Cartridges	34,994.40
Thailand	Diethelm & Co., Ltd.	Drugs & Medicines	34,569.14
Thailand	J.s.n. Bangkok Co., Ltd.	Partition	34,329.90



**Major Equipment ordered by Agency during 2005**  
(Orders of USD 30,000 or more)

Agency/Country Procurement	Name of supplier	Description of goods (equipment)	Total Cost (USD)
<b>ESCAP cont.</b>			
Thailand	Fujitsu Systems Business (Thailand) Ltd.	Pc, Laptop/Notebook	33,557.13
Thailand	Rockworth Public Co., Ltd.	Furniture, Others	32,568.43
Thailand	Whizz Work Technology (Thailand) Co., Ltd.	Pc, Desktop	32,215.33
Thailand	First Inter Business Ltd.	Pc, Laptop/Notebook	31,556.46
Thailand	Fujitsu Systems Business (Thailand) Ltd.	Pc, Laptop/Notebook	31,228.14
Thailand	Ntron Europe Ltd.	Goods, Others	30,750.00
Thailand	Lighting & Equipment Public Co., Ltd.	Electrical Items	30,472.96
Thailand	Rockworth Public Co., Ltd.	Furniture, Others	30,029.14
USA	L-3 Communications Security & Detection Systems	Safety Equipment	330,952.00
USA	Cisco Systems, Inc.	Computer Hardwares/Softwares	225,718.60
USA	Rti Technologies, Inc.	Recovery/Recycling Machines & Kits	52,112.00
USA	L-3 Communications Security & Detection Systems	Safety Equipment	34,200.00
<b>ESCWA</b>			
Denmark	Dan Office	Hp Proliant D1380r G4 Servers	83,859.00
Denmark	Dan Office	Hp Proliant D1380r G4 Servers	33,812.00
Lebanon	Computer Information Systems	Personal Computers	109,526.90
Lebanon	Midware Data Systems	Mge Galaxy 30kva Ups 3000	87,408.00
Lebanon	Bmb Sal	Cisco Products	62,480.90
Lebanon	B. C. Luxus	Original Toner Cartridges	54,864.65
Lebanon	Computer Information Systems	Tape Library And Storage Upgrade For Hp Ev A5000	53,980.00
Lebanon	International Computer And Communication Systems	Uninterruptable Power Supply (Ups)	47,170.00
Lebanon	Copytech Sal	Digital Copiers	37,308.00
Lebanon	Ladkani Office Solutions	High Speed Copiers	37,308.00
Lebanon	Saccal Systems Sal	30 Kva Redundant Ups System	35,545.00
Lebanon	Eltek	Interpreter System	34,365.00
Netherlands	A.b. Dick	Supplies For Ryobi 3200pcx	34,181.00
USA	Lenovo Inc.	Ibm/Lenovo Desktop Pcs	146,496.00
USA	Lenovo Inc.	Ibm/Lenovo Desktop Pcs	71,016.00
USA	Cisco Systems, Inc.	Cisco Lab Bundles	69,165.00
<b>FAO</b>			
Afghanistan	Ghulam Mohammad Co Ltd	Urea Fertilizer For Project Osro/Afg/505/Swi	160,750.00
Afghanistan	Isra International (Islamic Relief Agency)	Wheat Seed - Osro/Afg/505/Swi	133,200.00
Afghanistan	Vara	Wheat Seeds (Qds) - Osro/Afg/505/Swi	70,000.00
Afghanistan	Sultan Daud Seed Enterprise	Wheat Seed - Osro/Afg/505/Swi & Afg/04/002	34,000.00
Algeria	Kelouaz Djillali	Pr 29708 Potatoes For Project Tcp/Alg/3001	102,000.00
Australia	Elders International Australia Ltd	Pr 33020 - Holstein/Friesian Bulls For Osro/Irq/407/Udg	464,850.00
Australia	Northstate Australia	Pr. 31472 - Galvanized Iorn Coils	89,341.80
Austria	Andritz Ag	Pr 31149 - Rehabilitation Of Pumping Station In North Suwira, Iraq	2,357,341.00
Austria	Andritz Ag	Pr 32975 - Rehabilitation Of Pumping Station In Al Amiriya	1,685,159.00
Austria	Amex Export- Import Gmbh	Pr 31959 - Feed Laboratory Supplies For Project Osro/Irq/407/Udg	244,903.30
Austria	Shimadzu Handelsgesellschaft Mbh	System For Determination Of Pesticides And Veterinary Drugs Including Installation And Start-up Trai	121,625.26
Austria	Amex Export- Import Gmbh	Soil Laboratory And Tissue Culture Laboratory Equipment And Supplies. For Gcp/Eri/006/Ita - Faocer	85,501.00
Austria	Amex Export- Import Gmbh	Pr-31230 - Freeze Dryer For Osro/Irq/406/Udg	75,389.00
Austria	Amex Export- Import Gmbh	Elisa Equipment For The Diagnosis Of Transboundary Animal Diseases	50,000.00
Austria	Amex Export- Import Gmbh	Pr 30825 - Laboratory Equipment	43,538.81
Austria	Amex Export- Import Gmbh	Pr 29618 - Polymerase Chain Reaction For Project Tcp/Ira/3001	38,678.90
Austria	Amex Export- Import Gmbh	Pr. 32671 - Laboratory Equipment	36,460.00
Belgium	Elsingor Sa	Pr 32362 - Pesticides - Urea For Osro/Drk/501/Swe	399,455.20
Belgium	Demimpex-VRP	Toyota Land Cruiser 4x4 Station Wagon,	47,855.00
Belgium	Demimpex-VRP	Pr 30618 Land Cruiser And Accessories For Clcpro Secretary In Algeria (Desert Locust )	43,190.00
Belgium	Demimpex-VRP	Pr 32245 - Vehicles For Faor Ethiopia	31,825.00
Bolivia	Toyosa Sa	Pr 30815 & 32813 Vehicles For Project Uno/Bol/723/Dcp	174,278.00
Botswana	Seed Co International Limited	Pr 31700 Surrender Of Funds For Penalty Against Po 157305	39,076.80
Brazil	Industria De Implementos Agricolas Vence Tudo Ltda	Pr 32686 - No-tiller Planter For Project Osro/Drk/501/Swe	92,813.94
Brazil	Instituto Centro De Vida Icv	Promover El Proceso De Desarrollo Rural Sostenible Y La Justicia Ambiental, De Manera Sistemática	89,365.67
Brazil	Industria De Implementos Agricolas Vence Tudo Ltda	Pr 32364 - No-till Seeders For Project Osro/Drk/501/Swe	70,889.00
Burundi	Rwasa Salvator	Pr 33771 Been Seeds For Projects Osro/Bdi/506/Net And Osro/Bdi/507/EC	646,668.00
Burundi	Ets Ngabonziza Janvier	Pr 31171 - Bean Seeds - For Project Osro/Bdi/407/EC	504,030.00
Burundi	Rwasa Salvator	Pr's 32544 & 32609 Bean Seeds For Projects	486,754.00
Burundi	Tembo - Burundi	Pr 32668 Fertilizers For Projects Osro/Bdi/501/Bel, Osro/Bdi/502/Bel, Osro/Bdi/503/UK, Osro/Bdi/506/	127,500.00
Burundi	Rwasa Salvator	Pr 32885 Bean Seeds For Project Osro/Bdi/506/Net ( To Complete Po 172821)	110,246.00
Burundi	Ndacayisaba Dieudonne Ets	Pr 33325 - Sorghum Seed For Burundi	47,800.00
Chile	Servicio De Limpieza Mecanizada Slim Sa	Limpieza Oficinas De Rlc	43,854.84
Chile	Pnud	Guardias	42,256.27
Chile	Chilectra Sa	Electricidad	34,408.60
Chile	Equant Chile S.a.	Internet	32,974.91
China	Xiamen Rich Fishing & Sports Co Ltd	Pr 32467 Gillnet, Trammel Net, Rope For Project Osro/Srl/507/EC & Osro/Srl/504/Ita	1,392,998.00
China	Dandong Huayui Economic Trade Corporation	Pr 32365 - Farm Machinery For Korea - Project Osro/Drk/501/Swe	142,260.00
China	Iti Company (Shanghai) Ltd.	P.r. 32957 - Urea Fertilizer For Project Osro/Ins/509/EC	138,600.00
Congo, The Democratic Republic	Ste Cogeli Sprl	Pr 32567 - Fishing Equipment For Project Osro/Drc/501/Bel	50,312.50
Cote d'Ivoire	Tahag	Pr 31648 - Rice Seed For Osro/Ivc/502/Swe - Man	43,225.00
Cyprus	Yiannakkis N Antoniadis & Sons Ltd	Pr 31836 - 200 Shamee Goats For Osro/Irq/407/Udg	82,000.00
Cyprus	Intervet Middle East Ltd	Pr 31139 - Veterinary Hormones For Artificial Insemination Center For Project Osro/Irq/407/Udg	65,100.00
Denmark	Bukkehave Ltd	Mitsubishi L200 2.8 Gl Double Cabin 4wd 5-seater, Fitted With Standard And Optional Accessories.	236,054.76
Denmark	Bukkehave Ltd	P.r. 32967 - Vehicles For Project Uti/Nam/007/Nam	169,210.50
Denmark	Kuhne & Nagel A/S	Pr 31836 Insurance And Freight Charges Related To Po 177986 - Shamee Goats For Osro/Irq/407/UK	81,722.00
Denmark	Danoffice	31444 Feoed Hp Lj 4100 Mfp & Toners	47,026.14
Denmark	Cicci Aps	P.r. 32815 - Camping Kits For Project Osro/Raf/426/Fra & Osro/Raf/422/Lux	39,618.00
Denmark	Bukkehave Ltd	Two Vehicles Mitsubishi Pajero 2.8 Gl 5-door 4wd	35,790.48
Egypt	African Market Internile	Pr 31185 Veterinary Drugs And Vaccines For Project Osro/Eri/401/Swe	37,842.16
Egypt	Tahrir Center For Trade & Service (Tatas)	Thirty Data Projectors For Project Uti/Egy/021/Egy	35,670.00
Fiji	Ministry Of Agriculture Sugar & Land Resettlement	Fpo 5-19567 40 X Ewes / 2 X Rams / Feed Costs During Shipment	89,089.51

**Major Equipment ordered by Agency during 2005**  
(Orders of USD 30,000 or more)

Agency/Country Procurement	Name of supplier	Description of goods (equipment)	Total Cost (USD)
<b>FAO cont.</b>			
France	Imv Technologies	Pr 31869 - Artificial Insemination Equipment And Supplies For Osro/Irq/407/Udg	745,114.00
France	Novacom Services	Prs 32824 & 32847 - Ellocust2 Vehicle Package - Agppd	293,173.08
France	Nutris Co Sa	Pr 31976 - Feed Laboratory Supplies	109,004.99
France	Cps - Cfao Procurement Services	Toyota Land Cruiser Station Wagon H2j10tl-gcmrs 20 / Lhd / Diesel / Accessories / Yamaha Dt 125	41,679.74
France	Cps - Cfao Procurement Services	Pr 32961 Vehicle With Codan Radio - Project Osro/Chd/401/Fra - Chad	40,224.00
France	Vwr International Sas	Fpo 5-23060 Laboratory Supplies And Equipment For Diagnostic Laboratory	34,578.69
France	Cps - Cfao Procurement Services	Pr 32883 One Vehicle For Osro/Mli/402/Ita	33,551.20
France	Trench France Sa	Pr - 32000 Kirkuk Spare Parts (Capacitors Mp3 7 - 200m24 And Mp3 5 115m24) Under Osro/Irq/403/I	33,480.00
France	Ign France International	Pr 31296 Ign Maps For Desert Locust Control - Projects Osro/Mau/405/Fin & Osro/Raf/426/Fra	33,220.00
France	Sodexa Sa	Fpo 9-93291 Vehicle Peugeot 607 For Fao/Rep/Zam	32,360.00
France	Sodexa Sa	Fpo 9-04278 - 1 Vehicle Peugeot 607 Berline, Petrol For Fao Congo	31,287.06
France	Bayer Environmental Science Sas	Pr 31408 - Deltamethrin For Project Osro/Afg/411/Swi	30,620.99
France	Cps - Cfao Procurement Services	Fpo 9-04927 Vehicle Toyota Hilux 4 X 4 Model 166 Prmds Diesel And Accessories	30,503.96
Germany	Labsco Gmbh & Co Kg Laboratory Supply Company	Pr 31975 - Feed Laboratory Supplies	211,056.44
Germany	Daimlerchrysler Ag	Pr.33693 - Unimog Truck For Osro/Mau/405/Fin	111,353.00
Germany	Europiant Pflanzenzucht Gmbh	Pr 31993 Potato Seeds Class A For Project Tcp/Geo/3001	95,250.00
Germany	Labsco Gmbh & Co Kg Laboratory Supply Company	P.r. 31397 - genetic Analyzer For Project Gcp/Bol/037/Ita	90,663.00
Germany	Petkus Wutha Gmbh	Seed Processing Plants / Seed Cleaner And Grader / Interchangeable Top Screen / Interchangeable I	63,478.89
Germany	Newtec West	Pr 31369 Farm Machinery For Project Gcp/Afg/038/Ger	57,150.33
Gibraltar	Toyota Gibraltar Stockholdings Ltd (Tgs)	Pr 30210 Vehicles For Project Gcp/Chd/026/Lib	151,847.62
Gibraltar	Toyota Gibraltar Stockholdings Ltd (Tgs)	Pr 31524 - Vehicles For Project Osro/Raf/401/Ita And Osro/Raf/417/Fa	112,561.00
Gibraltar	Toyota Gibraltar Stockholdings Ltd (Tgs)	Pr 31995 - Vehicles For Project Osro/Ang/501/Wbk	93,993.28
Gibraltar	Toyota Gibraltar Stockholdings Ltd (Tgs)	Pr 33033 - Two Pick Ups And One Station Wagon Under Osro/Raf/405/Fin & Osro/Raf/417/Ita	81,198.00
Gibraltar	Toyota Gibraltar Stockholdings Ltd (Tgs)	Pr 32864 Two Vehicles With Codan Radio Under Osro/Raf/408/Net	69,992.00
Gibraltar	Toyota Gibraltar Stockholdings Ltd (Tgs)	Pr 30320 - Purchase Of Vehicles For Project Gcp/Pak/095/USA	66,500.01
Gibraltar	Toyota Gibraltar Stockholdings Ltd (Tgs)	Fpo 5-22983 Toyota Land Cruiser Pick-up 3 Seater With Codan Hf Mobile Radio	65,324.04
Gibraltar	Toyota Gibraltar Stockholdings Ltd (Tgs)	Fpo 5-22988 Two Toyota Hilux For Project Gcp/Moz/079/Bel	57,651.86
Gibraltar	Toyota Gibraltar Stockholdings Ltd (Tgs)	Pr 31728 Vehicles For Projects Osro/Afg/502/USA & Osro/Afg/503/Nor	49,446.00
Gibraltar	Toyota Gibraltar Stockholdings Ltd (Tgs)	Pr 32518 Toyota Vehicles For Project Gifs/Moz/076/Ita	48,999.00
Gibraltar	Toyota Gibraltar Stockholdings Ltd (Tgs)	Fpo 5-22981 Two Vehicles Toyota Hilux Double Cabin 4x4 Rhd Model: Ln166r-prms5 With Factory O	45,673.58
Gibraltar	Toyota Gibraltar Stockholdings Ltd (Tgs)	Fpo Ago/2005/9 Toyota Lc Std 4wd 10 Seater Lhd, Ballistic Blanket, Codan Radio	43,648.57
Gibraltar	Toyota Gibraltar Stockholdings Ltd (Tgs)	Fpo 9-93531 Toyota Station Wagon 4x4 For Project Gcp/Zam/059/Bel	41,595.54
Gibraltar	Toyota Gibraltar Stockholdings Ltd (Tgs)	Toyota Land Cruiser Std Station Wagon 10 Seater 4 X 4 Lh	38,467.01
Gibraltar	Toyota Gibraltar Stockholdings Ltd (Tgs)	Fpo 5-22774 Toyota Land Cruiser Std Stw, 10 Seater, 4 X 4 Model H2j105l-gcmrs Avec And Access	36,728.57
Gibraltar	Toyota Gibraltar Stockholdings Ltd (Tgs)	Fpo 5-07403 Toyota Land Cruiser / Std Station Wagon / 10 Seater Plus Tgs Options	35,208.04
Gibraltar	Toyota Gibraltar Stockholdings Ltd (Tgs)	Fpo 5-14117 Toyota Land Cruiser Std Station Wagon	34,378.07
Gibraltar	Toyota Gibraltar Stockholdings Ltd (Tgs)	Fpo 9-03342 Toyota Land Cruiser Prado For Fao	34,295.35
Gibraltar	Toyota Gibraltar Stockholdings Ltd (Tgs)	Toyota Land Cruiser Pick Up	32,489.70
Gibraltar	Toyota Gibraltar Stockholdings Ltd (Tgs)	Toyota Land Cruiser 4 X 4 Pick Up 3 Seater	32,489.70
Gibraltar	Toyota Gibraltar Stockholdings Ltd (Tgs)	Toyota Land Cruiser Prado Gx / 5 Door	32,317.76
Gibraltar	Toyota Gibraltar Stockholdings Ltd (Tgs)	Toyota Hilux Double Cabin	32,113.69
Gibraltar	Toyota Gibraltar Stockholdings Ltd (Tgs)	Toyota Hilux Double Cabin	32,113.69
Gibraltar	Toyota Gibraltar Stockholdings Ltd (Tgs)	Fpo 9-03169 Toyota Land Cruiser Std Stw 10 Seater / 4 X 4 Seater / Model H2j105l Gcmrs / Plus O	31,578.53
Gibraltar	Toyota Gibraltar Stockholdings Ltd (Tgs)	Fpo 9-03173 Toyota Land Cruiser Std Stw 10 Seater / 4 X 4 Wd Model H2j105l Gcmrs And Accessori	31,578.53
Gibraltar	Toyota Gibraltar Stockholdings Ltd (Tgs)	Toyota Hilux Double Cabin	31,529.81
Gibraltar	Toyota Gibraltar Stockholdings Ltd (Tgs)	Toyota Hilux Double Cabin	31,529.81
Gibraltar	Toyota Gibraltar Stockholdings Ltd (Tgs)	Toyota Hilux Double Cabin	31,529.81
Gibraltar	Toyota Gibraltar Stockholdings Ltd (Tgs)	Toyota Hilux Double Cabin	31,529.81
Gibraltar	Toyota Gibraltar Stockholdings Ltd (Tgs)	Fpo 9-03343 Toyota Land Cruiser Prado 4x4 And Accessories For Fao Burkina Faso	30,340.75
Guatemala	Agrovessa	P.r. 33136 - Bean Seeds Variety "Itca Ligero" For Project Osro/Hai/501/Can	34,300.00
Guinea	E.t.a. Entrepise Tidiane Agriculture	Pr 31659 Rice & Maize Seeds For Project Tcp/Gui/4402	125,350.00
Haiti	Sogesepe Sa	P.r. 33136 -bean Seeds For Project Tcp/Hai/501/Can	75,300.00
India	Tagros Chemicals India Ltd	Pr 31966 - Deltamethrin For Project Osro/Afg/504/Una	167,000.00
India	Tagros Chemicals India Ltd	Pr 32461 Deltamethrin 1,25% Ulv For Projects Osro/Afg/504/Una & Osro/Afg/503/Nor	63,750.00
India	Osaw Agro Industries Pvt Ltd	Screen Seed Grader - Mobile Seed Processing Plant With Full Accessories For Project Fao/Mya	52,920.00
India	Auro Avenida Exports Pvt Ltd	Fpo 5-03802 - Laboratory Equipment For Projecttcp/Yem/3005	50,137.00
Indonesia	Pt Pertani (Persero)	P.r. 32957 - Fertilizers Sp 36 & Npk 16-16-16 For Project Osro/Ins/509/ Ec	248,437.50
Italy	Harpa Italia Srl	Pr 32990 - Hp Eva 8000 Storage Equipment - Afits	472,172.79
Italy	Harpa Italia Srl	31756 Afits Server Hp For Oracle Financial Production	290,783.40
Italy	Dell Spa	Pr 30498 - Computer Equipment	263,720.26
Italy	Harpa Italia Srl	Pr 33391 Printers And Spare Cartridges	157,058.82
Italy	Dell Spa	Prs 33703 / 33761 - Optiplex Gx620 Computers - Feocd	149,894.12
Italy	Hortus Sementi Srl	Pr 31171 - Vegetable Seeds For Project For Project Osro/Bdi/407/Ec And Osro/Bdi/408/Net	144,072.50
Italy	Alca Sas	32934 Walkthrough Detector Atssd	136,779.66
Italy	Dell Spa	Pr 32992 - Optiplex Gx620 Computers - Feocd	127,463.95
Italy	Hortus Sementi Srl	Pr. 31531 - Sorghum, Millet And Niebe Seed	117,300.00
Italy	Hortus Sementi Srl	Pr 31417 & 31434 Vegetable Seeds	109,890.00
Italy	Chimica Omnia Srl	Pr 29168 Freeze Drying Machine, Model Lyobeta 35 Including Freight Charges - Raprd	109,469.17
Italy	Harpa Italia Srl	Pr 33208 - Proliant DI380 & Proliant DI580 Servers - Afist	101,527.84
Italy	Harpa Italia Srl	Pr 33211 - Proliant DI380 G3 Servers - Afi	93,410.41
Italy	Actamed Srl	33773 Vet Protection Kits Afdmd	92,678.11
Italy	Intech Srl	Pr 32750 - Ultraviolet Chamber For Osro/Irq/407/Udg	86,928.63
Italy	Dell Spa	Pr 32996 - Optiplex Gx620 Computers - Feocd	85,817.30
Italy	Inventa Nuove Soluzioni Tecnologiche Srl	Pr 31270 - Milk Processing Lines Gcp/Alb/005/Ita	79,078.07
Italy	Impex Srl	Pr 31995 - Vegetable Seeds For Project Osro/Ang/501/Wbk	76,264.00
Italy	Intech Srl	Prs. 31962 & 32302 - Feed Laboratory Equipment - Project Osro Irq/407/Udg	74,959.00
Italy	Esri Italia Spa	Pr 33230 Gis Software (Esri)	72,033.90
Italy	Harpa Italia Srl	Pr 33209 - Hp Proliant DI580 G3 Server - Afist	70,391.04
Italy	Officine Di Annone Srl	Pr 32741 Knapsack Sprayers And Hoes With Handles For Project Mdv/05/001/01/99	69,580.86
Italy	Dell Spa	Pr 33363 - Poweredge 2800 Server - Feocd	67,485.38
Italy	Saima Sicurezza Spa	32635 Turnstiles Afisi	67,058.82
Italy	World Food Programme	Pr 31998 Air Transport For Project Osro/Afg/408/Ger	65,663.00
Italy	Farmacia Madre Del Buon Consiglio	Pr 33775 Medicines For Unms Contingency Plan For Aviary Flu	62,336.35
Italy	Harpa Italia Srl	31228 Hp Server Hw Afsid	58,613.30
Italy	Dell Spa	Pr 33016 - Latitude D810 Laptops - Feocd	55,889.42
Italy	Harpa Italia Srl	Pr 33005 - Proliant DI580 G3 Servers - Afist	51,881.36
Italy	Chimica Omnia Srl	Pr 31850 - Feed Laboratory Supplies & Glassware For Project Osro/Irq/407/Udg	51,717.71
Italy	Harpa Italia Srl	Pr 33291 - Hp M1570 Servers - Agddd	49,116.96
Italy	Sumeran Handets Srl	P.r. 31582 Vegetable Seeds For Project Osro/Sud/414/Net -407/Net-510/Net	49,031.00
Italy	Officine Di Annone Srl	Pr 32994 Bush Knives For Project Mdv/05/01	46,068.00
Italy	Dell Spa	33008 Desktop56 Feocd	45,769.23
Italy	Cogemat Srl	Pr.31774 - One Slaughther Line For Cattle	45,338.00
Italy	Harpa Italia Srl	Pr 32138 - Hp Storageworks Enterprise Virtual Array 3000 - Afits	45,278.14
Italy	Gilardoni Spa	32934 X-ray Machine(line1) Afsdd	44,471.15
Italy	Bilp Srl Borghini Illuminotecnica Portuense	Pr 32386 - Electrical Material For Afsid	43,323.48
Italy	Harpa Italia Srl	32103 Afits Servers Hp	42,120.45
Italy	Intech Srl	Pr 31540 Laboratory Equipment For Project Tcp/Drc/4403	41,277.70
Italy	Pal Service Srl	Pr 32299 - Grease Pumps For Kirkuk Pumping Station In Iraq	40,226.93
Italy	Gestioni Elettroniche Spa	Business Intelligence Software - Afsdp	37,315.29
Italy	Kuehne & Nagel Spa	Pr 33984 Air Freight Charges For Attached Destinations	36,500.00

**Major Equipment ordered by Agency during 2005**  
(Orders of USD 30,000 or more)

Agency/Country Procurement	Name of supplier	Description of goods (equipment)	Total Cost (USD)
<b>FAO cont.</b>			
Italy	Officine Di Annone Srl	Pr 31879 Osro/Mdv/501/Bel - Procurement Of Agricultural Tools	35,990.00
Italy	Intech Srl	Pr 30578 Laboratory Equipment And Supplies For Project Tcp/Gab/2905	35,158.00
Italy	Consonni Arreda Srl	Pr 32189 Refrigeration Display Unit For Fao Commissary	34,787.93
Italy	Harpa Italia Srl	Pr 32062 - Hp Proliant M1370r - Afidd	33,311.77
Italy	Harpa Italia Srl	33425 Server-storage Afist	31,802.35
Japan	Gerber, J & Company (Japan) Ltd	Pr 30026 - 360 Motorcycles For Project Gcp/Ner/041/Ec	885,080.00
Japan	Nissan Trading Co, Ltd Vehicles Dept	Pr 30979 - Vehicles (Uff/Ven/008/Ven)	382,400.00
Japan	Momoi Fishing Net Mfg Co, Ltd Kobe Asahi Building	Pr 31894 - Tcp/Mdv/3002 Osro/Mdv/504/Cha Procurement Of Fishing Gear	168,013.80
Japan	Nissan Trading Co, Ltd Vehicles Dept	6 Nissan Pick-up 4x4	157,958.00
Japan	Momoi Fishing Net Mfg Co, Ltd Kobe Asahi Building	Fpo 5-23949 Fishing Nets Twin 2 Ply 28 Mm 1 1/8" 21od-green / White	130,460.00
Japan	Momoi Fishing Net Mfg Co, Ltd Kobe Asahi Building	Pr 32241 - Osro/Som/501/Nor Fishing Gear	128,087.72
Japan	Gerber, J & Company (Japan) Ltd	Pr 32561 Motorcycles For Project Osro/Ang/501/Wbk	83,300.00
Japan	Nissan Trading Co, Ltd Vehicles Dept	Pr 31268 - Optionals For Nissan Vehicles (Ref. Po 163461)	80,960.00
Japan	Nissan Trading Co, Ltd Vehicles Dept	P.r. 31605 - Buses For Project Fnsyr/Gcp/Syr/006/Ita	72,120.00
Japan	Momoi Fishing Net Mfg Co, Ltd Kobe Asahi Building	Fpo 5-13929 Nets 2 Ply 30 Mm Green / Twine Pa Nylon Twisted Multifilament 2 Ply Green	67,800.00
Japan	Toyota Motor Corporation Africa Division, Group 5	Fpo 5-02574 Toyota Land Cruiser	67,107.69
Japan	Arano K & Co, Ltd	50 X Hero Honda 100cc - 4 Stroke Motorcycles / 12 X Honda X1125sl 125cc - 4 Stroke Motorcycles	61,922.20
Japan	Momoi Fishing Net Mfg Co, Ltd Kobe Asahi Building	Pr 32641 - Fishing Gear For Project Osro/Sey/502/Bel	53,381.61
Japan	Toyota Motor Corporation Africa Division, Group 5	Toyota Land Cruiser 4 X 4	52,867.96
Japan	Toyota Motor Corporation Africa Division, Group 5	Toyota Land Cruiser 4 X 4	51,860.95
Japan	Toyota Motor Corporation Africa Division, Group 5	Fpo 5-14957 Toyota Land Cruiser / 4x4 Station Wagon Std /	49,687.62
Japan	Nissan Trading Co, Ltd Vehicles Dept	Fpo 5-23953 Nissan Patrol S/W Lwb Std Mod 5vtsraf61nro (Rhd) / Standard Options	48,780.00
Japan	Nissan Trading Co, Ltd Vehicles Dept	Fpo 5-23954 Nissan Patrol S/W Lwb 4 Wb Std	48,780.00
Japan	Nissan Trading Co, Ltd Vehicles Dept	Fpo 5-23955 Nissan Patrol S/W Lw Std Mod Tvtsrafy61nrq	48,780.00
Japan	Nissan Trading Co, Ltd Vehicles Dept	Fpo 5-23956 Nissan Patrol S/W Lwb Std - Mod Tvtsrafy61nrq	48,780.00
Japan	Toyota Motor Corporation Africa Division, Group 5	Fpo 5-24137 - Toyota Land Cruiser 4x4 Diesel And Accessories For Project Osro/Sud/512/Swe	46,593.28
Japan	Momoi Fishing Net Mfg Co, Ltd Kobe Asahi Building	Fpo 5-23951 Nets And Twine For Project Srl/505/Ita	40,650.00
Japan	Nissan Trading Co, Ltd Vehicles Dept	Pr 32474 - Two Pick Ups For Project Uff/Lib/026	38,560.00
Japan	Toyota Motor Corporation Africa Division, Group 5	Pr 30320 - Vehicles For Project Gcp/Pak/095/USA	36,244.00
Japan	Toyota Motor Corporation Africa Division, Group 5	Fpo 5-24166 Toyota Landcruiser 4wd Station Wagon 6 Seater For Project Osro/Sud/502/Nor	35,924.07
Japan	Toyota Motor Corporation Africa Division, Group 5	Fpo 5-24161 Toyota Land Cruiser 4 X 4 Hard Top	33,338.39
Japan	Toyota Motor Corporation Africa Division, Group 5	Fpo 5-24163 Toyota Land Cruiser 4 X 4 Hard Top	33,126.36
Japan	Toyota Motor Corporation Africa Division, Group 5	Fpo 5-22573 Toyota Land Cruiser 4 X 4 Station Wagon	32,518.75
Japan	Toyota Motor Corporation Africa Division, Group 5	Fpo Rwa/2005/1 One Toyota Land Cruiser For Faor	32,103.48
Japan	Toyota Motor Corporation Africa Division, Group 5	Fpo Lso/2005/2 Toyota Land Cruiser 4wd Gx 4500cc Petrol Engine For Fao Lesotho	30,091.61
Japan	Yamaha Motor Co Ltd	Pr 32533 - Yamaha Spare Parts For Marine Diesel Engine	30,050.20
Jordan	Al Sudoofo Co Arab Traders Inc	Pr 31161 (Its.1,3,5,6 & 9) Instrumentation For Survey Station - Project Osro/Irq/404/Udg	369,165.07
Jordan	Universal Equipment Ltd	Pr 33292 - Water Tankers	242,812.00
Jordan	Al Juneidi Trade & Industrial Engineering Company	Pr 32205 - Demonstration Dairy Plant For Osro/Irq/405/Udg	162,488.00
Jordan	Antemina International Lic	Pr 33298 - Fuel Tanker For Iraq	123,014.31
Jordan	Razcoconsult	Pr 32233 - Demonstration Fruit And Vegetable Processing Plant	102,084.00
Jordan	Razcoconsult	Pr 32227 - Cereal Processing Plant	69,693.00
Jordan	Razcoconsult	Pr 32230 - Date Processing Plant	67,425.00
Jordan	Vapco	Pr 31353 Deltamethrin 12.5g/L Ulv For Project Tcp/Egy/3002	37,000.00
Jordan	Razcoconsult	Pr 32226 - 120kva Generating Set For Osro/Irq/405/Udg	34,870.00
Jordan	Razcoconsult	Pr- 32228 - Steam Raising Plant For Project Osro/Irq/405/Udg	33,825.00
Kenya	Ndume Limited	Fpo 5-24097 415 X Dunia Hand Mills	56,958.00
Kenya	Western Seed Company Ltd.	Pr. 32225 - Maize Seed For Entrea	49,995.00
Korea, Republic of	Bada Trading Corporation	Pr 32467 Gillnet And Drift Long Line For Projects Osro/Srl/505/Ita, Osro/Srl/504/Ita, Osro/Srl/507/Ec	469,152.00
Korea, Republic of	Dong Kwang International	Fpo 5-23950 Fishing Gear / Nets And Ropes	169,050.00
Korea, Republic of	Dong Kwang International	Pr 31452 Fisheries Tools For Project Osro/Sud/414/Net	88,890.00
Korea, Republic of	Dong Kwang International	Pr 32467 Drift Long Line For Project Osro/Srl/505/Ita	60,580.00
Korea, Republic of	Dong Kwang International	Pr 32968 Fishing Material For Project Osro/Drk/502/Nor	35,880.00
Kuwait	Luai A Al-abdul Razzak & Part Gen Trad & Contr Co	Pr 31416 - Cold Storage Rooms	1,301,950.00
Kuwait	Bahrah Trading Company	Pr 33297 - Hydraulic Excavator	137,525.00
Lebanon	Rafic Ghazaoui & Co Sal	Pr 32299 - Autotransformers For Kirkuk Pump Station In Iraq	308,800.00
Luxembourg	Cae Aviation Sarl	P.r. 32921 - Gps For A Cessna 188 Aircraft For Project Osro/Raf/427/Ec	57,582.00
Luxembourg	Cae Aviation Sarl	P.r. 32344 -new Aircraft Engine For Project Osro/Raf/427/Ec	45,323.00
Maldives	Sultans Of Seas Pvt Ltd	Pr 31979 Osro/Mdv/504/Cha - Procurement Of Cuttings And Seedlings For The Maldives	271,600.00
Maldives	Ms Nassah Enterprises Pvt Ltd	Pr 31979 Osro/Mdv/504/Cha Procurement Of Cuttings And Seedlings For Maldives	152,550.00
Maldives	Sonee Hardware	Pr 33072-wheelbarrows For Project Mdv/05/001/01/99	31,239.42
Malta	Toltecna Group Ltd	Pr 33215 - Pr 33180 - Pr 32897 - Pr 33175 - Pr 32640 - Protective Clothing Kit	39,420.00
Mauritania	Agri-co	P.r. 31780 Crop Seeds For Project Osro/Mau/403/Ita	143,200.00
Mauritania	Ets Ibrahim Ould Oumar Mamoune	P.r. 31780 - Crop Seeds For Project Osro/Mau/403/Ita	114,700.00
Mauritania	Cpvs-sante Animale	Pr 31667 - Veterinary Pharmaceuticals	102,079.70
Mauritania	Cpvs-sante Animale	Pr 31703 - Antiparasites And Antibiotics	63,290.00
Mauritania	Cpvs-sante Animale	Pr - Veterinary Pharmaceuticals	41,250.00
Netherlands	Stirling Cryogenics & Refrigeration Bv	Pr 32217 - Liquid Nitrogen Production Plants	945,019.00
Netherlands	Melspring International Bv	Pr 32761 Fertilizers For Project Osro/Srl/508/Cha And Osro/Srl/504/Ita ( Tsunami Emergency)	227,451.54
Netherlands	Crompton Europe Bv	P	92,502.08
Netherlands	Bakker Brothers Zaadteelt En Zaadhandel Bv	Pr 30017 - 10000 Litres Of Igr For AfganistanP	81,250.00
Netherlands	Crompton Europe Bv	Pr 31320 Vegetable Seeds For Project Tcp/Eni/3007P	64,775.70
Netherlands	Bakker Brothers Zaadteelt En Zaadhandel Bv	Pr 31408 - Diflubenzuron For Project Osro/Afg/411/SwIP	48,560.00
Netherlands	Melspring International Bv	P.r. 30977 -crop Seeds For Project Osro/Ang/405P	48,546.00
Netherlands	Crompton Europe Bv	Pr 32073 - Chemicals For Restoration Of Livestock ActivitiesP	44,550.00
Netherlands	Hendrix Poultry Breeders	Pr 32463 - Diflubenzuron For Project Osro/Afg/504/UnaP	37,360.00
Netherlands	Bakker Brothers Zaadteelt En Zaadhandel Bv	P.r. 30913 - Layer Breed Chicks For Parent Stock - Broiler Breed Day Old Chick For Parent Stock	34,062.60
Netherlands		Pr 32599 Vegetable Seeds For Projects	
New Zealand	Sawmills New Zealand Ltd	P	30,600.00
		Pr 31355 Portable Sawmill With Spare Parts, Installation For Project Tcp/Niu/3003	
Pakistan	Al Hamd Traders	P	366,600.00
Pakistan	Punjab Seed Corporation	P.r. 32596 -dap Fertilizer For Project Osro/Afg/505/Swi & Afg/04/002/01/99P	130,161.80
Pakistan	Atlas Honda Ltd	Pr 32568 - Wheat Seeds For PakistanP	84,500.00
Pakistan	Punjab Seed Corporation	Pr 31751 - Motorcycles For Project Osro/Afg/503/NorP	54,600.00
Pakistan		Pr 33348 Wheat Seeds For Project Tcp/Pak/3007	
Pakistan		P	
Palestine	Al Wosta Company	P	200,000.00
Palestine	Khilfeh Company	Pr 31852 - Complete Plastic Green House 500 Sqm. For Project Osro/Gaz/303/Nor - TcoesP	89,549.97
Palestine		Pr 31503 Irrigation Equipment For Project Osro/Gaz/303/Nor	
Palestine		P	
Palestinian Territory,Occupied	Al Sabi Company	P	73,021.44
Palestinian Territory,Occupied	Al Sahi Al Akhdar For Agriculture	Pr 30955 Plastic Sheetting For Green Houses For Project Osro/Gaz/303/NorP	66,845.59
Palestinian Territory,Occupied	Radwan Hamzeh Company	Pr 31518 Insect Proof Nets For Project Osro/Gaz/303/NorP	39,156.12
Palestinian Territory,Occupied		Pr 30959 Greenhouse Items For Project Osro/Gaz/303/Nor	
Palestinian Territory,Occupied		P	
Russian Federation	Federal Governmental Institution (Fgi "Arriah")	P	735,000.00
Russian Federation	Zao Kpk Stavropolsnab	Pr 32398 Trivalent Fmd Vaccine For Armenia, Azerbaijan, Georgia Project Mtf/Int/003/EcP	133,927.50
Russian Federation	Rs Ovoshchi And Tsvety Ltd	Pr 31197 Seed Potatoes For Project Osro/Usr/402/EcP	86,450.00
Russian Federation	Zao Kpk Stavropolsnab	Pr 31188 Vegetable Seeds For Project Osro/UsrP	49,999.95

**Major Equipment ordered by Agency during 2005**  
(Orders of USD 30,000 or more)

Agency/Country Procurement	Name of supplier	Description of goods (equipment)	Total Cost (USD)
<b>FAO cont.</b>			
Slovenia	Litostroj E.i.	P	268,480.00
Slovenia	Litostroj E.i.	Pr - 32286 - Spare Parts For Th Rehabilitation Of Pumping Stations- Kirkuk Under Osro/Irq/403/UdgP Pr 31999 - Oil Pressure Device (125 Bars) For Kirkuk Pumping Station In Iraq	112,500.00
Somalia	Hiddig Boat Factory	P Pr 32560-32989-33795 Fishing Boat For Projects	313,500.00
South Africa	Capstone Seeds Pty Ltd	P	640,717.50
South Africa	Pannar Seed (Pty) Ltd (South Africa)	Pr 31995 - Crop Seeds For Project Osro/Ang/501/WbkP	387,750.00
South Africa	V & M Grain Trading Ltd	Pr 32562 Maize Seeds And Sugar Beans For Project Osro/Zim/501/ECp	285,000.00
South Africa	Capstone Seeds Pty Ltd	Pr 32562 Can Fertilizer For Project Osro/Zim/501/ECp	220,700.00
South Africa	V & M Grain Trading Ltd	Pr 32257 Crop Seeds For Project Osro/Ang/406/HcrP	123,840.00
South Africa	Biological Control Products	P.r. 31409 - Metarhizium Anisopliae For Project Osro/Raf/532/GER - Desert Locust Control	72,000.00
South Africa	Biological Control Products	Pr 32212 - Metarhizium Anisopliae	36,000.00
Spain	Automoviles Utilitarios Sa (AUSA)	Pr 31264 Powered Forklift Truck For Project Osro/Raf/408/Net	34,368.57
Sri Lanka	Sin-pon Corporation	Pr 32467 Gillnet For Project Osro/Sri/507/EC	431,100.00
Sri Lanka	Browns Group Industries	Pr 33053 Marine Inboard Diesel Engines For Project Osro/Sri/504/Ila	183,480.00
Sri Lanka	Royal Agency	Pr 33121 Cow Dung Powder For Project Mdv/05/001/01	39,558.90
Sri Lanka	Royal Agency	Pr 33121 Organic Compost For Project Mdv/05/001/01	35,872.48
Sudan	Omdurmans Digging Equipment Materials Factory	P.r. 31575 - Hand Tools For Project Osro/Sud/414/Net	65,520.00
Swaziland	Afritoal Pty Ltd	Pr 30918 Hose Pipes For Project Osro/Raf/302/Swe	152,610.00
Swaziland	Afritoal Pty Ltd	Pr 32389 Hoes Without Handles For Project Osro/Drc/502/Bel	64,310.00
Swaziland	Afritoal Pty Ltd	Pr 30966 - Purchase Of Ploughs For Project Ang/03/006	63,140.00
Swaziland	Afritoal Pty Ltd	Pr. 32710 - Hoes With Handles	47,520.00
Swaziland	Afritoal Pty Ltd	Pr 32521 - Files, Sunken Eye Digging Hoe & Machetes/ For Project Osro/Ang/501/Wbk - Tceod	37,512.00
Swaziland	Afritoal Pty Ltd	Pr 31122 Agriculture Hand Tools	35,352.00
Sweden	Saft Ab	Pr 32797 - Nicd Batteries For Kirkuk Pumping Station	62,550.00
Sweden	Pumpex Ab	Pr 32005 - Dewatering Pumps And Spare Parts For Osro/Irq/403/Udg	61,620.00
Switzerland	Socorex Isba Sa	Pr 33630 - Poultry Syringes For Vietnam	393,584.00
Switzerland	Hoffmann-la Roche Ag	Pr 33677 Emergency Medicines For Unms Contingency Plan For Fao & Ifad	145,200.00
Thailand	Yanmar S P Co Ltd	Tha/05/002/01/12: Yanmar Diesel Engine For Project Use.	311,304.77
Thailand	Bangsai Agricultural Center Co Ltd	Osro/Tha/504/Chu: Hydroponic Vegetable Production In Phang-nga.	75,912.41
Thailand	Toyota Motor Thailand Co Ltd	Purchasing 2 Units Of Toyota Lexus Rx300, 3000 Cc.	54,607.51
Thailand	S Thanasap Enterprise	Osro/Tha/504/Cha: Net-house Size 6 M. X 19.5 M. For Vegetable Production In Ranong Province.	34,085.10
Thailand	Dell Corporation (Thailand) Co Ltd	Dell Optiplex Gx620cdt For Fao Offshore Software Development Project.	32,665.21
Thailand	Hanna Novel Winner Limited Partnership	Pr 32773 Fhishing Nets For Projects Mya/05/001	31,629.50
Turkey	General Director Of Agricult Enterprises Tigem	Pr 31686 - 1000 Awassi Sheeps For Osro/Irq/407/Udg	452,500.00
Turkey	Petrol Insaat Ve Dis Ticaret Ltd Sti	P.r. 27746 Glasshouse Including Installation. For Project Tcp/Syr/2801 - Fnsyr	99,825.00
Uganda	East African Seed (U) Ltd**Company On Hold**	Pr 31984 - Osro/Uga/502/EC Osro/Uga/503/Swe Osro/Uga/504/Swi - Procurement Of Seeds	1,319,155.00
Uganda	Kiboko Enterprises Ltd.	Pr 32626 Hoes Without Handles	412,370.00
Uganda	East African Seed (U) Ltd**Company On Hold**	Pr 31020 - Seeds And Tools For Project Osro/Uga/406/Bel	385,920.00
Uganda	Kiboko Enterprises Ltd.	Pr 31171 - Hand Tools Without Handle For Project Osro/Bdi/407/EC And Osro/Bdi/408/Net	302,712.70
Uganda	Kiboko Enterprises Ltd.	Pr 31984 - Osro/Uga/502/EC Osro/Uga/503/Swe Osro/Uga/504/Swi - Procurement Of Hoes For Ugand	228,256.00
Uganda	East African Seed (U) Ltd**Company On Hold**	Pr 32309 - Sorghum (89 Mw 5056 Variety) & Maize (Katumani Variety) - For Project Osro/Eri/502/EC.	159,590.00
Uganda	Kiboko Enterprises Ltd.	Pr 33788 Hoes For Project Osro/Bdi/507/EC	132,000.00
Uganda	Techno Relief Services Ltd	Pr 30263 Hoes For Project Osro/Drc/408/EC	87,100.00
Uganda	Kiboko Enterprises Ltd.	Pr 31704 - Raised For Payment Purposes Only	38,675.00
United Arab Emirates	Truebell Marketing & Trading Llc	Pr 31732 Vehicles For Project Gcp/Afg/036/UK	159,016.25
United Arab Emirates	Truebell Marketing & Trading Llc	P.r. 31193 - Vehicles For Project Utl/Nam/007/Nam	126,384.00
United Arab Emirates	National United Trading And Invest Co Llc (Nutico)	P.r. 31864 - Fertilizers For Project Osro/Mdv/503/Jpn	62,720.00
United Arab Emirates	Truebell Marketing & Trading Llc	Pr 31937 Utl/Cmb/015/Cmb - Procurement Of Toyota Hilux 4x4 D/C Pick Up	60,690.00
United Arab Emirates	Truebell Marketing & Trading Llc	Pr 31394/31404 - Vehicles For Project Gcp/Afg/032/GER	48,010.00
United Arab Emirates	Jacky's Gulf Fze	Fpo 5-24623 - 2 Mitsubishi Canter 2006, Diesel For Project Osro/Sud/512/Swe	39,370.00
United Kingdom	Micron Sprayers Limited	Pr 31733 Knapsack Mistblower Micromair Au 8000	133,966.70
United Kingdom	Biological Diagnostic Supplies Ltd	Pr 31786 - Laboratory Reagents And Kits For Osro/Irq/406/Udg	87,472.00
United Kingdom	Codan Ltd	Pr 32945 Radios For Desert Locust In Pakistan	78,748.60
United Kingdom	Micron Sprayers Limited	Pr 32565 Micron Sprayers Au 8115 For Project Osro/Raf/427/EC (Desert Locust Operations)	59,269.14
United Kingdom	Codan Ltd	PR	57,759.66
United Kingdom	Argo Ltd	Pr 31639 Transviewers For Projects Osro/Raf/417/Ila & Osro/Raf/425/AulR	54,750.00
United Kingdom	Micron Sprayers Limited	Pr 33616 Agricultural Tractor For Project Gcp/Sil/023/GER	53,460.00
United Kingdom	Automotive Export Supplies Ltd	Pr 31923 Ulva Sprayer For Project Osro/Afg/502/USAP	47,000.00
United Kingdom	Automotive Export Supplies Ltd	Fpo 5-23778 Ford Ranger Base Double Cab Pick Up	46,020.00
United Kingdom	Micron Sprayers Limited	Fpo 5-23781 Ford Ranger Base Double Cab Pick Up 4wd X 2 / Spare PartsR	40,955.44
United Kingdom	Lfpv Ltd	Pr 31356 - Vehicle Mounted Sprayers (Tcp/Egy/3002).	37,977.87
United Kingdom	Micron Sprayers Limited	P.r. 30286 - Vehicle For Project Osro/Drc/408/ECr	37,665.32
United Kingdom	Paraby Ltd	Pr 31838 Micronair Au 8000 For Project Tcp/Bki/3003, Raf/422/Lux, Raf/417/Ila (Desert Locust Opera	35,574.88
United Kingdom	Lfpv Ltd	Fpo 5-23066 Motorola Radius Gp380 Handie Talkie And Charger For Project Reg. Office Accra, Ghar	31,622.54
United Kingdom	Codan Ltd	P.r. 30438 - Vehicles For Project Osro/Drc/409/ECr	31,568.00
United Kingdom	Codan Ltd	Pr 31822 Radios For Project Osro/Raf/425/Aul (Desert Locust Operations)R	31,395.09
United Kingdom	Wagtech International Ltd	Pr 32368 Codan Radios	30,190.42
USA	Aquarius Systems	Pr 31977 - Feed Laboratory Supplies	
USA	Thrush Aircraft Inc	R	1,288,166.00
USA	Net Systems Inc	Pr 31744 - Aquatic Weed Harvesters For IraqR	767,278.47
USA	Skillcheck Inc	Pr. 31324 - AircraftR	63,017.46
USA	Skolnik Industries Inc	Pr Netting Material For Colombia Project Ep/Glo/201/GefR	45,000.00
USA	Drumbeaters Of America Inc	Pr 33732 - Tap Entry Level Test - AfhodR	43,140.00
USA	Drumbeaters Of America Inc	Pr. 32610 - Steel DrumsR	30,000.00
USA	Drumbeaters Of America Inc		30,000.00
<b>IAEA</b>			
Argentina	Emerson Argentina S.a.	Electronic Equipment and Components	46,339.20
Australia	Csiro Exploration And Mining	Geophysical Equipment	64,051.09
Australia	Csiro Land And Water	Hydrology Equipment	36,083.21
Austria	Caliqua Gebäudetechnik Ges.m.b.h.	Air conditioning equipment	510,568.32
Austria	Angewandte Wissenschaft	Project management software	478,015.25
Austria	Ibm Österreich GmbH	Hardware and/or software maintenance and repair	455,811.40
Austria	Czech GmbH	Ventilation equipment	319,298.25
Austria	Waters Ges.m.b.h.	Liquid chromatographs	256,348.25
Austria	Teerag-asdag Aktiengesellschaft	Laboratory construction work	222,797.35
Austria	Thermo Electron Austria Wissenschaftliche Geraete GmbH	Spectrometer Mass	194,071.01
Austria	System Objekt Schutz GmbH	Security services	172,886.82
Austria	Acp Computer Handels GmbH	Computers, laptop/notebook	172,475.96
Austria	Ab&C - Marketing Consulting GmbH	Radiotherapy Planning System	149,720.00
Austria	Mondi Business Paper	Paper, photocopying	146,103.04
Austria	Ing. Emmerich Csemohorszky GmbH	Electrical/mechanical installation work	125,880.98
Austria	Isoal	Hydrology Equipment	105,211.02
Austria	Thermo Electron Austria Wissenschaftliche Geraete GmbH	Spectrometer Mass	101,047.34

**Major Equipment ordered by Agency during 2005**  
(Orders of USD 30,000 or more)

Agency/Country Procurement	Name of supplier	Description of goods (equipment)	Total Cost (USD)
<b>IAEA cont.</b>			
Austria	Stiassny Ges.m.b.h.	Paper for printing	92,226.92
Austria	Agilent Technologies Österreich Gmbh	Spectrometer Mass	89,041.42
Austria	Midas, Mikro-datensysteme Handelsgmbh.	Printer accessories	86,900.52
Austria	Canberra Packard Central Europe Gmbh	Nuclear Research / Radiation Monitoring Instruments	85,555.00
Austria	Canberra Packard Central Europe Gmbh	Nuclear Research / Radiation Monitoring Instruments	83,597.63
Austria	Stenqvist Austria Gesellschaft M.b.h.	Bags, paper, commissary	74,917.65
Austria	Canberra Packard Central Europe Gmbh	Nuclear Research / Radiation Monitoring Instruments	69,951.93
Austria	Lindeberg Gmbh	Houses or cabinets for cameras	69,756.58
Austria	Canberra Packard Central Europe Gmbh	Nuclear Research / Radiation Monitoring Instruments	69,422.42
Austria	Meet Handels Gmbh	Radiation Protection Supplies	69,400.00
Austria	At&Tglobal Network Services Austria Gmbh	Telecommunications	69,046.14
Austria	Meet Handels Gmbh	Nuclear Research / Radiation Monitoring Instruments	67,900.00
Austria	Xds Xtra Datensysteme Gmbh.	PC accessories	65,359.48
Austria	Thermo Electron Austria Wissenschaftliche Geraete Gmbh	Spectrometer Mass	64,195.27
Austria	Canberra Packard Central Europe Gmbh	Atomic energy equipment	62,703.75
Austria	Raytest Austria Gmbh	Laboratory Equipment and Supplies	62,402.32
Austria	Thp Medical Products Vertriebs Gmbh	Chemicals	60,763.13
Austria	Meet Handels Gmbh	Nuclear Research / Radiation Monitoring Instruments	60,750.00
Austria	Schmidberger Elektro Ges.m.b.h.	Cabinets, metal, other	60,377.27
Austria	Thermo Electron Austria Wissenschaftliche Geraete Gmbh	Spectrometer Mass	59,529.79
Austria	Caliqua Gebäudetechnik Ges.m.b.h.	Heating/ cooling installation maintenance and repair	59,142.48
Austria	Caliqua Gebäudetechnik Ges.m.b.h.	Air conditioning work	57,544.75
Austria	Shimadzu Handelsgesellschaft Mbh	Chromatographic Equipment	55,436.78
Austria	Canberra Packard Central Europe Gmbh	Nuclear Research / Radiation Monitoring Instruments	55,396.45
Austria	Thermo Electron Austria Wissenschaftliche Geraete Gmbh	Spectrometer Mass	55,322.36
Austria	Klimonitors Oeg	Nuclear Medicine Equipment	55,169.00
Austria	Ph Palden Gmbh	Wire, electrical	55,033.90
Austria	Canberra Packard Central Europe Gmbh	Nuclear Medicine Equipment	53,680.47
Austria	Canberra Packard Central Europe Gmbh	Nuclear Research / Radiation Monitoring Instruments	53,491.12
Austria	Canberra Packard Central Europe Gmbh	Nuclear Research / Radiation Monitoring Instruments	53,337.28
Austria	Madras Computer Vertriebsges.m.b.h.	Computers, laptop/notebook	52,415.25
Austria	Shimadzu Handelsgesellschaft Mbh	Laboratory Equipment and Supplies - Standing Offer	52,317.82
Austria	Linde Gas Ges.m.b.h.	Hydrogen, nitrogen, oxygen, carbon dioxide and rare gases	50,874.18
Austria	Canberra Packard Central Europe Gmbh	Nuclear Research / Radiation Monitoring Instruments	49,828.01
Austria	Meet Handels Gmbh	Nuclear Research / Radiation Monitoring Instruments	49,410.00
Austria	Berthold Technologies Gmbh	Nuclear Research / Radiation Monitoring Instruments	48,260.36
Austria	Canberra Packard Central Europe Gmbh	Nuclear Research / Radiation Monitoring Instruments	47,840.00
Austria	Vwr International Gmbh	Furniture, laboratory	47,730.24
Austria	Shimadzu Handelsgesellschaft Mbh	Counter, Liquid Scintillation Automatic	47,478.22
Austria	Canberra Packard Central Europe Gmbh	Nuclear Research / Radiation Monitoring Instruments	46,142.01
Austria	Meet Handels Gmbh	Nuclear Research / Radiation Monitoring Instruments	46,000.00
Austria	Meet Handels Gmbh	Nuclear Research / Radiation Monitoring Instruments	45,771.00
Austria	Strodl Michael	Locksmiths	44,359.75
Austria	Horn Gmbh	Toner for laser printers	44,110.89
Austria	Canberra Packard Central Europe Gmbh	Geophysical Equipment	43,053.25
Austria	Bima Bau Ges.m.b.h.	Interior renovation	42,694.12
Austria	Tecbit Handelsgesellschaft M.b.h.	Personal computers (PC), general purpose	42,548.78
Austria	Vwr International Gmbh	Laboratory equipment n.e.c.	42,235.58
Austria	Europapier Ag	Paper for printing	41,656.21
Austria	Canberra Packard Central Europe Gmbh	Nuclear Medicine Equipment	41,526.63
Austria	Canberra Packard Central Europe Gmbh	Spectrometer Nuclear	41,420.00
Austria	Berthold Technologies Gmbh	Nuclear Research / Radiation Monitoring Instruments	40,946.75
Austria	Reder A. Ges.m.b.h.	Water tanks	40,814.11
Austria	Canberra Packard Central Europe Gmbh	Nuclear Research / Radiation Monitoring Instruments	40,651.00
Austria	Meet Handels Gmbh	Non-Destructive Testing Equipment (Non-Radioactive)	40,473.37
Austria	Hali-büromöbel Ges.m.b.h.	Furniture, office, melamine	39,996.71
Austria	Madras Computer Vertriebsges.m.b.h.	PC, notebook	39,432.20
Austria	Agilent Technologies Österreich Gmbh	Laboratory Equipment and Supplies	39,048.21
Austria	Meet Handels Gmbh	Nuclear Research / Radiation Monitoring Instruments	38,900.00
Austria	Hvd Life Science Vertriebs-gmbh	Nuclear Medicine Equipment	38,798.08
Austria	Uta Telekom Ag	Telecommunications	37,734.06
Austria	Amex Export-import Gmbh	Laboratory Equipment and Supplies	37,356.13
Austria	Siemens Building Technologies Gmbh & Co	Air conditioning work	37,232.61
Austria	Linde Gas Ges.m.b.h.	Nitrogen, liquid, storage	37,214.04
Austria	Schmidberger Elektro Ges.m.b.h.	Detectors, gamma	37,128.07
Austria	Anixter Austria Gmbh	Cables, electrical	36,836.26
Austria	Schluga Kunststoffwerk Ges.m.b.h.	Bags, plastic	36,569.96
Austria	Shimadzu Handelsgesellschaft Mbh	Spectrophotometer, Atomic Absorption	36,510.85
Austria	Techwork Data Gmbh	PC software, general	36,374.27
Austria	Johann Hums Gmbh	Roofing services	36,312.94
Austria	Meet Handels Gmbh	Nuclear Research / Radiation Monitoring Instruments	36,150.00
Austria	Dewetron Gesmbh	Laboratory Equipment and Supplies	36,021.77
Austria	Meet Handels Gmbh	Dosimeter	35,900.00
Austria	Canberra Packard Central Europe Gmbh	Nuclear Research / Radiation Monitoring Instruments	35,700.00
Austria	Thermo Electron Austria Wissenschaftliche Geraete Gmbh	Spectrometer Mass	34,740.64
Austria	Ibm Österreich Gmbh	Add-on cards for EDP	34,656.27
Austria	At&Tglobal Network Services Austria Gmbh	Management contracts	34,557.46
Austria	Canberra Packard Central Europe Gmbh	Nuclear Research / Radiation Monitoring Instruments	33,380.00
Austria	Canberra Packard Central Europe Gmbh	Nuclear Research / Radiation Monitoring Instruments	33,218.93
Austria	Hvd Life Science Vertriebs-gmbh	Nuclear Medicine Equipment	33,159.76
Austria	Canberra Packard Central Europe Gmbh	Spectrometer Nuclear	32,790.00
Austria	Ab&C - Marketing Consulting Gmbh	Computer Software	32,361.67
Austria	Siemens Building Technologies Gmbh & Co	Air conditioning machines, parts and accessories thereof	31,566.59
Austria	Berthold Technologies Gmbh	Nuclear Research / Radiation Monitoring Instruments	31,347.04
Austria	Meet Handels Gmbh	Computer Software	31,100.00
Austria	Meet Handels Gmbh	X-Ray Equipment	30,998.70
Austria	Heinisch Gmbh	Electrical Equipment	30,834.80
Austria	Meet Handels Gmbh	Nuclear Research / Radiation Monitoring Instruments	30,750.00
Belgium	Mds Nordion S.a.	Non-Destructive Testing Equipment (Radioactive)	48,640.83
Belgium	Mds Nordion S.a.	Non-Destructive Testing Equipment (Radioactive)	45,156.82
Brazil	Varian Ltda Brazil	Laboratory Equipment and Supplies	63,443.00
Bulgaria	Gricom Holding Ltd.	Security system installation	229,922.95
Canada	Mds Nordion	Irradiator Gamma, Semi-Industrial	261,170.00
Canada	Mds Nordion Gmbh	Irradiator gamma for S.S.D.L. application	205,848.00
Canada	Atomic Energy Of Canada (Aecl-candu)	Measuring, checking and testing instruments and appliances	178,205.13
Canada	Mds Nordion	Radiotherapy Equipment - Brachytherapy Equipment	82,244.44
Canada	Bot Engineering Ltd	Detectors, gamma	69,000.00
Canada	Bot Engineering Ltd	Preamplifiers	68,950.00
Canada	Atomic Energy Of Canada (Aecl-candu)	Nuclear reactor seals	66,271.19
Canada	Thermo Electron Corporation	Spectrophotometer, Fast Fourier Transform IR	56,195.91
Canada	Mds Nordion	Radiotherapy Equipment - Brachytherapy Equipment	36,837.61
Canada	Mds Nordion	Radiotherapy Equipment - Teletherapy Equipment, Cobalt-60 Machine	34,717.59
Canada	Agincourt Autohaus Inc.	Motor vehicles, passenger, public transport type	31,494.87

**Major Equipment ordered by Agency during 2005**  
(Orders of USD 30,000 or more)

Agency/Country Procurement	Name of supplier	Description of goods (equipment)	Total Cost (USD)
<b>IAEA cont.</b>			
Chile	Analitica Weisser Sa	Chromatographic Equipment	52,880.00
Chile	Analitica Weisser Sa	Chromatographic Equipment	45,661.00
China	Agilent Technologies	Spectrometers	81,644.05
Czech Republic	Skoda Js As	Radiation Protection Supplies	3,034,130.18
Czech Republic	Ujp Praha A.s.	Radiotherapy Equipment - Teletherapy Equipment, Cobalt-60 Machine	423,670.00
Czech Republic	Ujp Praha A.s.	Radiotherapy Equipment - Teletherapy Equipment, Cobalt-60 Machine	270,374.07
Czech Republic	Ujp Praha A.s.	Radiotherapy Equipment - Teletherapy Equipment, Cobalt-60 Machine	149,625.93
Denmark	Risoe National Laboratory	TLD Reader	109,940.83
Egypt	Resident Representative Of The U.n. - Egy	Computer System, PC	33,140.14
Finland	Pribori Oy	Nuclear Research / Radiation Monitoring Instruments	52,119.00
France	General Electric Medical Systems	Nuclear Medicine Equipment	309,000.00
France	General Electric Medical Systems	Radiotherapy Equipment - Simulator	265,000.00
France	Thermo Electron S.a.	Spectrometer Mass	234,198.82
France	Spot Image Sa	Satellite imagery	200,000.00
France	General Electric Medical Systems	Gamma Camera	150,000.00
France	Thermo Electron S.a.	Spectrometer Mass	120,710.06
France	Saphymo	Nuclear Research / Radiation Monitoring Instruments	111,121.89
France	Thermo Electron S.a.	Spectrometer Mass	103,739.64
France	General Electric Medical Systems	Gamma Camera	100,000.00
France	Cea - Commissariat A L'energie Atomique	Hydrology Equipment	97,869.82
France	Segami	Nuclear Medicine Equipment	73,423.83
France	Fisher Bioblock Scientific	Laboratory Equipment and Supplies	54,763.81
France	Mgp Instruments	Nuclear Research / Radiation Monitoring Instruments	54,140.83
France	General Electric Medical Systems	Nuclear Medicine Equipment	42,000.00
France	Jacomex S.a.	Glove boxes	36,377.75
France	Fisher Bioblock Scientific	Chromatograph, HPLC	32,906.15
France	General Electric Medical Systems	Nuclear Medicine Equipment	30,500.00
Germany	Dr. Neumann Elektronik Gmbh	Wire seals	1,088,235.29
Germany	Siemens Ag - Medical Solutions	Radiotherapy Equipment - Simulator	329,663.90
Germany	Varian Medical Systems Haan Gmbh	Radiotherapy Equipment - Brachytherapy Equipment	245,319.53
Germany	Golder Associates Gmbh	Tools	225,279.76
Germany	Gv Instruments Gmbh	Spectrometer Mass	216,094.67
Germany	European Space Imaging Gmbh	Satellite imagery	200,000.00
Germany	Technidata	Air Monitoring Equipment	165,976.33
Germany	Z+F Uk Ltd.	Surveillance/control systems	152,604.72
Germany	Brain Lab Sales Gmbh	Nuclear Medicine Equipment	144,378.70
Germany	Gv Instruments Gmbh	Spectrometer Mass	122,781.07
Germany	Radpro International Gmbh - Synodys Passive Dosimetry Gmbh	Nuclear Research / Radiation Monitoring Instruments	119,349.11
Germany	Open Text Gmbh - Ixos Software	PC software, general	112,627.40
Germany	Spectro Analytical Instruments Gmbh	Spectrometer Nuclear	89,798.82
Germany	Canberra Packard Central Europe Gmbh	Detectors, radiation	88,658.54
Germany	Gbs Elektronik Gmbh	Analysers, pulse height, multichannel	84,198.31
Germany	Cms Gmbh - Computerized Medical Systems	Radiotherapy Equipment - Brachytherapy Equipment	82,262.00
Germany	Mwt Mess- Und Wiegetechnik Gmbh	Transducers, Load cells	80,662.64
Germany	Thermo Electron (Erlangen) Gmbh	TLD Reader - Standing Offer	79,789.97
Germany	Target Systemelectronic Gmbh.	Nuclear Research / Radiation Monitoring Instruments	78,934.91
Germany	Fast Comtec Communication Technology Gmbh	Nuclear Research / Radiation Monitoring Instruments	72,912.43
Germany	Thermo Electron (Erlangen) Gmbh	TLD Reader	72,657.55
Germany	Hans Waelischmiller Gmbh.	Hot Cells and In-Cell Equipment	72,155.52
Germany	Radpro International Gmbh - Synodys Passive Dosimetry Gmbh	TLD Reader	68,200.02
Germany	Radpro International Gmbh - Synodys Passive Dosimetry Gmbh	TLD Reader	68,200.01
Germany	Roentec Ag	Nuclear Research / Radiation Monitoring Instruments	63,952.66
Germany	Analytik Jena Ag	Spectrophotometer	62,722.14
Germany	Dr. Neumann Elektronik Gmbh	Surveillance cameras and accessories	62,684.40
Germany	Pegatec Gmbh	Software licenses	62,351.39
Germany	Cms Gmbh - Computerized Medical Systems	Radiotherapy Planning System	62,084.00
Germany	Hans Waelischmiller Gmbh.	Isotope Production Facility	60,355.03
Germany	Cms Gmbh - Computerized Medical Systems	Radiotherapy Planning System	60,335.00
Germany	Radpro International Gmbh - Synodys Passive Dosimetry Gmbh	Nuclear Medicine Equipment	60,012.48
Germany	System Objekt Schutz Gmbh	Alarm systems	59,803.25
Germany	Gv Instruments Gmbh	Spectrometer Mass	58,934.91
Germany	Westmeier (Dr.) Gmbh	Nuclear Research / Radiation Monitoring Instruments	58,780.05
Germany	Analytik Jena Ag	Spectrophotometer, Atomic Absorption	58,435.34
Germany	Labsco - Laboratory Supply Company Gmbh & Co. Kg	Laboratory Equipment and Supplies	58,070.18
Germany	Li-cor Biosciences Gmbh	Analysers, blood cell	57,093.23
Germany	Target Systemelectronic Gmbh	Detectors, gamma	56,597.56
Germany	Labsco - Laboratory Supply Company Gmbh & Co. Kg	Laboratory Equipment and Supplies	54,326.15
Germany	Fischer Analysen Instrumente Gmbh	Laboratory Equipment and Supplies	53,607.23
Germany	Labsco - Laboratory Supply Company Gmbh & Co. Kg	Laboratory Equipment and Supplies - Standing Offer	52,347.22
Germany	Thermo Electron (Erlangen) Gmbh	TLD Reader	51,493.00
Germany	Thermo Electron (Erlangen) Gmbh	TLD Reader	50,000.00
Germany	Köttermann Gmbh	Air filters	49,453.54
Germany	Srk-systemtechnik Gmbh	Laboratory Equipment and Supplies	48,372.78
Germany	Labsco - Laboratory Supply Company Gmbh & Co. Kg	Laboratory Equipment and Supplies	48,206.95
Germany	Mvc Deutschland Gmbh	Development, general n.e.c.	45,766.53
Germany	Varian Medical Systems Haan Gmbh	Nuclear Medicine Equipment	42,859.56
Germany	Infratec Gmbh	Cameras, infra-red	42,658.62
Germany	Matrix Technologies	Laboratory equipment	41,466.35
Germany	Thermo Electron (Erlangen) Gmbh	TLD Reader	40,000.00
Germany	Labsco - Laboratory Supply Company Gmbh & Co. Kg	Laboratory Equipment and Supplies	39,552.45
Germany	Radpro International Gmbh - Synodys Passive Dosimetry Gmbh	Nuclear Research / Radiation Monitoring Instruments	39,357.42
Germany	Labsco - Laboratory Supply Company Gmbh & Co. Kg	Laboratory Equipment and Supplies	38,761.34
Germany	Thermo Electron (Erlangen) Gmbh	TLD Reader	38,420.60
Germany	Thermo Electron G.m.b.h. (Ger./France)	Spectrometers, mass, accessories thereof.	38,298.18
Germany	Scanditronix Wellhöfer Gmbh	Nuclear Research / Radiation Monitoring Instruments	37,321.53
Germany	Laser Components Gmbh	Controllers	37,111.11
Germany	Thermo Electron (Erlangen) Gmbh	TLD Reader	36,715.00
Germany	Automation Und Messtechnik Gmbh (Automess)	Nuclear Research / Radiation Monitoring Instruments	33,820.12
Germany	Target Systemelectronic Gmbh.	Nuclear Research / Radiation Monitoring Instruments	33,503.70
Germany	Siemens Ag - Medical Solutions	Nuclear Medicine Equipment	33,178.00
Germany	Qsa Global Gmbh	Isotopes, Radioactive	32,906.43
Germany	Eckert & Ziegler Bebig Gmbh	Dosimeter	32,786.98
Germany	Scanditronix Wellhöfer Gmbh	Nuclear Medicine Equipment	32,704.99
Germany	Labsco - Laboratory Supply Company Gmbh & Co. Kg	Laboratory Equipment and Supplies - Standing Offer	32,659.92

**Major Equipment ordered by Agency during 2005**  
(Orders of USD 30,000 or more)

Agency/Country Procurement	Name of supplier	Description of goods (equipment)	Total Cost (USD)
<b>IAEA cont.</b>			
Germany	Labsco - Laboratory Supply Company Gmbh & Co. Kg	Laboratory Equipment and Supplies	32,311.70
Germany	Köttermann Gmbh	Fumehoods	32,204.19
Germany	Labsco - Laboratory Supply Company Gmbh & Co. Kg	Laboratory Equipment and Supplies	31,721.12
Germany	Data Physics Instruments Gmbh	Chromatograph, HPLC	31,682.97
Germany	Labsco - Laboratory Supply Company Gmbh & Co. Kg	Laboratory Equipment and Supplies	31,273.74
Germany	Fischer Analysen Instrumente Gmbh	Nuclear Medicine Equipment	31,022.43
Germany	Autohaus Liewers Ag	Vans	30,649.78
Germany	Labsco - Laboratory Supply Company Gmbh & Co. Kg	Laboratory Equipment and Supplies	30,291.53
Guatemala	Moscamed Program / Usda, Aphis, Is	Entomological Equipment & Supplies	70,521.73
Hungary	Mediso Medical Equipment Development And Service Ltd.	Gamma Camera	324,585.00
Hungary	Mediso Medical Equipment Development And Service Ltd.	Gamma Camera	318,585.00
Hungary	Mediso Medical Equipment Development And Service Ltd.	Nuclear Medicine Equipment	304,720.03
Hungary	Mediso Medical Equipment Development And Service Ltd.	Nuclear Medicine Equipment	234,800.03
Hungary	Mediso Medical Equipment Development And Service Ltd.	Gamma Camera	234,238.05
Hungary	Mediso Medical Equipment Development And Service Ltd.	Gamma Camera	183,800.00
Hungary	Mediso Medical Equipment Development And Service Ltd.	Nuclear Medicine Equipment	119,776.01
Hungary	Mediso Medical Equipment Development And Service Ltd.	Nuclear Medicine Equipment	115,024.00
Hungary	Mediso Medical Equipment Development And Service Ltd.	Gamma Camera	84,346.95
Hungary	Mediso Medical Equipment Development And Service Ltd.	Gamma Camera	50,000.00
Hungary	Mediso Medical Equipment Development And Service Ltd.	Gamma Camera	35,000.00
Hungary	Institute Of Nuclear Research/Hungarian Academy Of Sciences	Laboratory Equipment and Supplies	30,887.57
Indonesia	Pt Dynatech International	X-Ray Equipment	39,833.78
Israel	Bio-fly	Entomological Equipment & Supplies	309,434.57
Israel	Bio-fly	Entomological Equipment & Supplies	59,400.00
Italy	Perkin Elmer Singapore Pte. Ltd.	Nuclear Research / Radiation Monitoring Instruments	79,704.47
Italy	Perkin Elmer Singapore Pte. Ltd.	Counter, Liquid Scintillation Automatic	78,535.80
Italy	Perkin Elmer Singapore Pte. Ltd.	Spectrophotometer, Atomic Absorption	76,449.70
Italy	Perkin Elmer Singapore Pte. Ltd.	Chromatograph, HPLC	56,097.50
Italy	Perkin Elmer Singapore Pte. Ltd.	Laboratory Equipment and Supplies	39,833.20
Italy	Costech International Spa	Nuclear Research / Radiation Monitoring Instruments	35,947.62
Italy	Perkin Elmer Singapore Pte. Ltd.	Counter, Liquid Scintillation Automatic	33,667.19
Japan	Bunshodo Corporation	Furniture, office, other than chairs	60,267.86
Japan	Shimadzu Corporation	Spectrometer Nuclear	39,316.24
Latvia	Baltic Scientific Instruments	Nuclear Research / Radiation Monitoring Instruments	35,360.95
Netherlands	Varian Medical Systems	Accelerator, Electron	373,945.41
Netherlands	Varian Medical Systems	Accelerator, Electron	117,147.93
Netherlands	Philips Medical Systems Nederland B.v.	X-Ray Equipment	56,301.78
Netherlands	Philips Medical Systems Nederland B.v.	Nuclear Medicine Equipment	55,288.46
Netherlands	Philips Medical Systems Nederland B.v.	X-Ray Equipment	54,117.65
Netherlands	Panalytical B. V. Emea Hq	Spectrometers, mass, accessories thereof.	39,563.33
Netherlands	Sinmed Bv	Nuclear Medicine Equipment	37,637.80
Netherlands	Xeikon International Nv	Computer hardware or software rental and/or lease	37,411.76
Netherlands	Eijkelpark Agrisearch Equipment B.v.	Hydrology Equipment	33,480.05
Poland	Institute Of Nuclear Chemistry And Technology	Laboratory Equipment and Supplies	46,200.00
Poland	Agh - University Of Science And Technology	Tritium Enrichment Equipment	41,313.61
Republic Of Korea	Wia Corporation (Space Imaging Asia)	Satellite imagery	100,000.00
Republic Of Korea	Eb Tech Co., Ltd	Irradiation Equipment	67,000.00
Romania	Titan Echipamente Nucleare Sa	Reactor Equipment	150,171.60
Russian Federation	Npp Doza	Laboratory Equipment and Supplies	105,583.00
Russian Federation	Techsnabexport Co. Ltd	Accelerator, Electron	92,000.00
Russian Federation	Realstroy Ltd Co.	Agricultural Equipment	68,500.00
Russian Federation	Almeira Fintrast Ltd.	Photocopiers, parts and accessories	48,209.79
Russian Federation	State Institution For Advance Training	Audio visual equipment n.e.c., parts and accessories thereof	43,688.33
Russian Federation	Scientific Production Centre "Aspect"	Nuclear Research / Radiation Monitoring Instruments	41,507.69
Russian Federation	Lumex Ltd	Spectrophotometer, Atomic Absorption	38,797.01
Russian Federation	State Institution For Advance Training	Electron physics equipment	37,097.53
Serbia And Montenegro	Nt + Milenijum	Surveillance cameras and accessories	110,964.42
Singapore	Agilent Technologies Singapore (Sales) Pte Ltd	Chromatograph, HPLC	47,819.00
Singapore	Agilent Technologies Singapore (Sales) Pte Ltd	Chromatograph, Gas	36,430.22
Slovakia	Moro	Entomological Equipment & Supplies	84,532.18
Slovakia	Moro	Entomological Equipment & Supplies	51,754.92
Spain	Telstar Industrial, S.I.	Laboratory Equipment and Supplies	31,366.86
Sweden	Envi Environmental Mechanics Ab	Laboratory Equipment and Supplies	53,563.31
Sweden	Foss Tecator Ab	Laboratory Equipment and Supplies	35,029.59
Switzerland	Varian Medical Systems International Ag	Radiotherapy Planning System	214,434.32
Switzerland	Applied Biosystems	Laboratory Equipment and Supplies	105,246.00
Switzerland	Vestergaard Frandsen S.a.	Entomological Equipment & Supplies	40,302.29
Switzerland	Beckman Coulter International Sa	Nuclear Research / Radiation Monitoring Instruments	35,116.41
Switzerland	Metrohm Ag	Laboratory Equipment and Supplies	33,624.49
Ukraine	Atom Komplex Prylad	Nuclear Research / Radiation Monitoring Instruments	31,413.48
United Kingdom	Appropriate Applications Ltd.	Chemicals	123,043.00
United Kingdom	Ametek Advanced Measurement Technology	Nuclear Research / Radiation Monitoring Instruments	100,530.00
United Kingdom	Nuclear Diagnostics Ltd	Nuclear Medicine Equipment	69,230.77
United Kingdom	Ametek Advanced Measurement Technology	Nuclear Research / Radiation Monitoring Instruments	67,790.00
United Kingdom	I2 Limited	Software application packages	58,625.00
United Kingdom	Mcmarec Trade Ltd	Nuclear Research / Radiation Monitoring Instruments	55,000.00
United Kingdom	Gv Instruments Gmbh	Spectrometers, mass	52,320.22
United Kingdom	Appropriate Applications Ltd.	Chemicals	50,730.00
United Kingdom	Ametek Advanced Measurement Technology	Nuclear Research / Radiation Monitoring Instruments	49,130.00
United Kingdom	Ametek Advanced Measurement Technology	Nuclear Research / Radiation Monitoring Instruments	48,770.00
United Kingdom	Ametek Advanced Measurement Technology	Nuclear Research / Radiation Monitoring Instruments	46,098.00
United Kingdom	Ametek Advanced Measurement Technology	Spectrometer Nuclear	44,660.00
United Kingdom	Ametek Advanced Measurement Technology	Nuclear Research / Radiation Monitoring Instruments	44,460.00
United Kingdom	Oxford Instruments Analytical	Nuclear Research / Radiation Monitoring Instruments	44,142.01
United Kingdom	Croft Associates Ltd.	Containers for atomic energy purposes	43,667.07
United Kingdom	Ametek Advanced Measurement Technology	Laboratory Equipment and Supplies	43,190.00
United Kingdom	Ist Ltd.	Cameras	40,928.92
United Kingdom	Eton International	Batteries, primary	39,950.00

**Major Equipment ordered by Agency during 2005**  
(Orders of USD 30,000 or more)

Agency/Country Procurement	Name of supplier	Description of goods (equipment)	Total Cost (USD)
<b>IAEA cont.</b>			
United Kingdom	Vwr International Ltd.	Laboratory Equipment and Supplies	39,905.33
United Kingdom	Ametek Advanced Measurement Technology	Nuclear Research / Radiation Monitoring Instruments	39,890.00
United Kingdom	Appropriate Applications Ltd.	Chemicals	39,697.00
United Kingdom	Ametek Advanced Measurement Technology	Nuclear Research / Radiation Monitoring Instruments	38,040.00
United Kingdom	Ametek Advanced Measurement Technology	Nuclear Research / Radiation Monitoring Instruments	37,980.00
United Kingdom	Ametek Advanced Measurement Technology	Nuclear Research / Radiation Monitoring Instruments	37,049.99
United Kingdom	Ametek Advanced Measurement Technology	Nuclear Research / Radiation Monitoring Instruments	34,710.00
United Kingdom	Labquip Projects Limited	Laboratory Equipment and Supplies	33,867.50
United Kingdom	Ametek Advanced Measurement Technology	Laboratory Equipment and Supplies	32,850.00
USA	Aquila Technologies Group, Inc.	Surveillance cameras and accessories	1,326,263.05
USA	Aquila Technologies Group, Inc.	Surveillance/control systems, other	615,152.00
USA	Zetec Inc.	Non-Destructive Testing Equipment (Non-Radioactive)	409,192.00
USA	National Electrostatics Corp.	Accelerator, Electron	400,000.00
USA	Aquila Technologies Group, Inc.	Surveillance/control systems	366,220.00
USA	National Electrostatics Corp.	Accelerator, Electron	277,000.00
USA	Aquila Technologies Group, Inc.	Houses or cabinets for cameras	247,549.85
USA	Hopewell Designs Inc	X-Ray Equipment	237,377.00
USA	Thermo Electron Corporation Radiation	Gamma ray spectrometer systems	212,760.00
USA	Adaptive Digital Systems Inc.	Surveillance/control systems	199,000.00
USA	O.p.g. Industries Inc.	Network connection equipment, 10-base 2	190,550.00
USA	Mpm Technologies, Inc.	Non-Destructive Testing Equipment (Radioactive)	187,900.00
USA	Hopewell Designs Inc	Nuclear Research / Radiation Monitoring Instruments	180,113.00
USA	Hopewell Designs Inc	X-Ray Equipment	126,157.00
USA	Language Analysis Systems, Inc.	Software application packages	125,000.00
USA	Varian, Inc.	Chromatographic Equipment	110,652.00
USA	Language Weaver	Software application packages	105,000.00
USA	Target Instruments Inc.	Detectors, radiation, GM counters	99,655.00
USA	Open Text Gmbh - Ixos Software	Vendor-specific software support and maintenance	96,918.82
USA	Canberra Packard Central Europe Gmbh	Detectors, electronics, preamplifier	91,130.00
USA	Advanced Measurement Technology	Counters, neutron	89,611.00
USA	O.p.g. Industries Inc.	Personal computers (PC), general purpose	89,520.00
USA	Thermo Mf Physics	Nuclear Research / Radiation Monitoring Instruments	85,025.00
USA	Thermo Electron Corporation	Dosimetry equipment	83,484.05
USA	Ge Reuter-stokes Inc.	Detectors, radiation, proportional counter	83,476.00
USA	Xds Xtra Datensysteme Gmbh.	Personal computers (PC), general purpose	75,149.18
USA	Aquila Technologies Group, Inc.	Hard disks	73,500.00
USA	Pdt - Precision Data Technology Inc.	Detectors	69,900.00
USA	Geometrics, Inc.	Geophysical Equipment	68,350.00
USA	Ge Reuter-stokes Inc.	Detectors, radiation, fission chamber	67,090.00
USA	Canberra Packard Central Europe Gmbh	Detectors	63,665.10
USA	Pcs Pfundner Computersysteme Ges.m.b.h.	Expansion cards & other add-on hard- or firm-ware	63,490.38
USA	T-systems Dss Gmbh & Co Kg	Personal computers (PC), general purpose	54,912.06
USA	Amexport Corporation	Add-on cards for EDP	50,563.50
USA	Vwr International Inc.	Laboratory Equipment and Supplies	50,319.95
USA	Planson International Company	Telecommunication Equipment	50,180.00
USA	Dionex Corp.	Chromatographic Equipment	50,059.99
USA	Applied Biosystems	Laboratory Equipment and Supplies	50,000.00
USA	Pdt - Precision Data Technology Inc.	Preamplifiers	49,950.00
USA	Canberra Packard Central Europe Gmbh	Product development	49,773.00
USA	Aquila Technologies Group, Inc.	Printed circuit boards	49,175.00
USA	Perkinelmer Vertriebsgmbh	Liquid scintillation counters, automatic	48,130.28
USA	Medtec, Inc.	Nuclear Medicine Equipment	46,328.57
USA	Nutronics Imaging Inc.	Nuclear Medicine Equipment	46,000.00
USA	Nextiraone Austria Gmbh	Security system installation	45,410.87
USA	Tecbit Handelsgesellschaft M.b.h	Personal computers (PC), general purpose	45,261.56
USA	Nfs-radiation Protection Systems, Inc.	Radiation Protection Supplies	45,045.00
USA	East View Cartographic, Inc.	Maps	44,847.00
USA	Medical Isotopes, Inc.	Chemicals	44,605.00
USA	Instru-med, Inc.	X-Ray Equipment	43,545.00
USA	T-systems Dss Gmbh & Co Kg	Cables for computers	43,069.20
USA	Midas, Mikro-datenysteme Handelsgmbh.	Toner for laser printers	42,931.00
USA	Lanco International Inc.	Ionization chambers	40,750.00
USA	Cem µ Waves	Microwave equipment	40,365.08
USA	Catena Corp. S.i. Division	Transmitting and communicating equipment for EDP, eg. modems	38,864.19
USA	O.p.g. Industries Inc.	Batteries, primary	38,600.00
USA	Bot Engineering Ltd	Cables, electrical	36,900.00
USA	Advertape Inc.	Nuclear reactor seals	36,200.00
USA	S&T Austria Gmbh	Hard disk stations	36,162.26
USA	General Electric Company	Pressure meters, electronic	35,626.00
USA	T-systems Dss Gmbh & Co Kg	Surveillance cameras and accessories	35,662.65
USA	Huestis Medical Corp.	Nuclear Medicine Equipment	34,665.00
USA	O.p.g. Industries Inc.	Security system installation	33,890.00
USA	Planson International Company	Computer Equipment, Other	33,425.00
USA	Aquila Technologies Group, Inc.	Wire seals	32,900.00
USA	R.j. Electronics	Laboratory Equipment and Supplies	32,696.75
USA	S&T Austria Gmbh	Personal computers (PC), general purpose	32,247.88
USA	Reuter-stokes Inc.	Detectors, radiation, proportional counter	30,654.00
USA	Planson International Company	Computer System, PC	30,620.00
USA	Ge Reuter-stokes Inc.	Detectors	30,286.63
USA	Huestis Medical Corp.	X-Ray Equipment	30,000.00
<b>IAPSO</b>			
Belgium	Zetes	Personal Authentication and Security Solutions	43,434,668.10
Belgium	Zetes	Personal Authentication and Security Solutions	1,397,910.00
Belgium	Zetes	Personal Authentication and Security Solutions	1,292,630.43
Belgium	Zetes	Personal Authentication and Security Solutions	569,364.00
Canada	Code Incorporated	Voting Kits	1,183,271.50
Canada	Code Incorporated	Voting Kits	1,124,593.82
Canada	Code Incorporated	Voting Kits	937,378.86
Canada	Code Incorporated	Voting Kits	697,680.00
Canada	Code Incorporated	Voting Kits	155,085.98
Canada	Code Incorporated	Voting Kits	118,645.20
Canada	Code Incorporated	Voting Kits	64,062.14
China	Peak International	Agriculture Equipment And Supplies	759,723.68
China	Peak International	Agriculture Equipment And Supplies	279,721.58
Congo, Democratic Republic of the	Tractafic Congo Sprl	Election Materials	701,430.00
Denmark	Missionpharma	Medical Kits	1,065,584.60
Denmark	Missionpharma	Medical Kits	1,025,139.20
Denmark	Missionpharma	Medical Kits	789,163.29
Denmark	Bukkehave Ltd.	Motor Vehicles	588,462.13
Denmark	Bukkehave Ltd.	Agriculture Equipment And Supplies	562,800.65
Denmark	Missionpharma	Medical Kits	420,843.40
Denmark	Kjaer & Kjaer	Motor Vehicles	392,766.32



**Major Equipment ordered by Agency during 2005**  
(Orders of USD 30,000 or more)

Agency/Country Procurement	Name of supplier	Description of goods (equipment)	Total Cost (USD)
<b>IAPSO cont.</b>			
Denmark	Topnordic	IT Equipment	389,750.56
Denmark	Canon	IT Equipment	311,819.13
Denmark	Bukkehave Ltd.	Motor Vehicles	302,953.38
Denmark	Bukkehave Ltd.	Motor Vehicles	293,388.87
Denmark	Topnordic	IT Equipment	257,830.06
Denmark	Canon	IT Equipment	255,674.85
Denmark	Bukkehave Ltd.	Motor Vehicles	241,500.00
Denmark	Missionpharma	Medical Kits	214,987.82
Denmark	Kjaer & Kjaer	Motor Vehicles	206,873.13
Denmark	Dell Computer (Denmark)	IT Equipment	199,307.94
Denmark	Dell Computer (Denmark)	IT Equipment	197,827.37
Denmark	Bukkehave Ltd.	Motor Vehicles	196,653.09
Denmark	Topnordic	IT Equipment	191,871.30
Denmark	Bukkehave Ltd.	Motor Vehicles	187,003.66
Denmark	Dell Computer (Denmark)	IT Equipment	181,358.91
Denmark	Topnordic	IT Equipment	166,280.40
Denmark	Missionpharma	Medical Kits	165,862.82
Denmark	Gmisu	Motor Vehicles	164,075.24
Denmark	Topnordic	IT Equipment	158,100.00
Denmark	Topnordic	Agriculture Equipment And Supplies	154,661.47
Denmark	Gastech-energi A/S	Gas Equipment	146,556.94
Denmark	Bukkehave Ltd.	Motor Vehicles	121,927.05
Denmark	Kjaer & Kjaer	Motor Vehicles	115,518.44
Denmark	Topnordic	IT Equipment	111,923.25
Denmark	Topnordic	IT Equipment	107,666.09
Denmark	Missionpharma	Voting Kits	104,657.65
Denmark	Bukkehave Ltd.	Motor Vehicles	103,780.99
Denmark	Kjaer & Kjaer A/S	Motorcycles	100,284.57
Denmark	Canon	IT Equipment	98,862.69
Denmark	Topnordic	IT Equipment	96,210.80
Denmark	Ketner Outdoor A/S	Boats	94,284.58
Denmark	Bukkehave Ltd.	Motor Vehicles	93,279.39
Denmark	Dell Computer (Denmark)	IT Equipment	90,461.56
Denmark	Dell Computer (Denmark)	IT Equipment	88,585.76
Denmark	Missionpharma	Medical Kits	86,561.66
Denmark	Kjaer & Kjaer	Motor Vehicles	81,541.07
Denmark	Canon	IT Equipment	76,238.29
Denmark	Undp/lapso	Motor Vehicles	71,250.00
Denmark	Dell Computer (Denmark)	IT Equipment	70,812.37
Denmark	Topnordic	IT Equipment	68,260.51
Denmark	Dell Computer (Denmark)	IT Equipment	60,803.91
Denmark	Topnordic	IT Equipment	60,343.16
Denmark	Danoffice Plc	IT & Office Supplies	60,108.82
Denmark	Gmisu	Motor Vehicles	55,368.88
Denmark	Ketner Outdoor A/S	Boats	55,351.48
Denmark	Topnordic	IT Equipment	54,269.98
Denmark	Hp	IT Equipment	53,499.45
Denmark	Topnordic	IT Equipment	51,896.19
Denmark	Topnordic	IT Equipment	50,111.31
Denmark	Canon	IT Equipment	49,042.30
Denmark	Missionpharma	Medical Kits	47,681.63
Denmark	Missionpharma	Medical Kits	47,681.62
Denmark	Kjaer & Kjaer A/S	Motorcycles	47,415.30
Denmark	Topnordic	IT Equipment	46,181.54
Denmark	Bilia Personvogne A/S	Motor Vehicles	45,382.00
Denmark	Dell Computer (Denmark)	IT Equipment	42,820.31
Denmark	Dell Computer (Denmark)	IT Equipment	42,487.68
Denmark	Peter Justesen Company A/S	Audio Visual Equipment	40,422.14
Denmark	Kjaer & Kjaer A/S	Motorcycles	40,094.92
Denmark	Missionpharma	Medical Kits	38,350.87
Denmark	Bukkehave Ltd.	Motor Vehicles	36,912.19
Denmark	Topnordic	IT Equipment	35,613.46
Denmark	Bukkehave Ltd.	Motor Vehicles	33,938.45
Denmark	Gmisu	Motor Vehicles	33,482.13
Denmark	Gmisu	Motor Vehicles	32,633.02
France	Sagem	Digital Interactive Equipment	1,193,375.59
France	Sdmo	Industrial Generator And Diesel Equipment	641,149.88
France	Sodexa	Motor Vehicles	123,728.95
France	Sodexa	Motor Vehicles	123,728.95
France	Sodexa	Motor Vehicles	89,707.30
France	Sagem	Digital Interactive Equipment	64,458.55
France	Sodexa	Motor Vehicles	47,129.02
France	Sodexa	Motor Vehicles	42,847.31
France	Sodexa	Motor Vehicles	37,959.16
France	Sodexa	Motor Vehicles	34,610.32
France	Sodexa	Motor Vehicles	31,003.25
Germany	Sandberg & Schneidewind	Laboratory Equipment And Supplies	164,526.77
Germany	Rijck	Security Solutions	113,832.61
Germany	Sandberg & Schneidewind	Laboratory Equipment And Supplies	100,734.09
Germany	Sandberg & Schneidewind	Laboratory Equipment And Supplies	60,596.25
Germany	Daimlerchrysler Ag	Motor Vehicles	39,706.49
Germany	Daimlerchrysler Ag	Motor Vehicles	38,697.94
Germany	Daimlerchrysler Ag	Motor Vehicles	34,664.85
Germany	Daimlerchrysler Ag	Motor Vehicles	32,706.42
Germany	Sandberg & Schneidewind	Laboratory Equipment And Supplies	31,365.92
Germany	Sandberg & Schneidewind	Laboratory Equipment And Supplies	31,051.60
Gibraltar	Toyota Gibraltar Stockholdings	Motor Vehicles	561,172.07
Gibraltar	Toyota Gibraltar Stockholdings	Motor Vehicles	411,878.99
Gibraltar	Toyota Gibraltar Stockholdings	Motor Vehicles	380,690.94
Gibraltar	Toyota Gibraltar Stockholdings	Motor Vehicles	296,834.70
Gibraltar	Toyota Gibraltar Stockholdings	Motor Vehicles	293,069.79
Gibraltar	Toyota Gibraltar Stockholdings	Motor Vehicles	243,251.76
Gibraltar	Toyota Gibraltar Stockholdings	Motor Vehicles	154,202.17
Gibraltar	Toyota Gibraltar Stockholdings	Motor Vehicles	146,625.06
Gibraltar	Toyota Gibraltar Stockholdings	Motor Vehicles	134,377.09
Gibraltar	Toyota Gibraltar Stockholdings	Motor Vehicles	133,553.03
Gibraltar	Toyota Gibraltar Stockholdings	Motor Vehicles	132,905.58
Gibraltar	Toyota Gibraltar Stockholdings	Motor Vehicles	131,198.74
Gibraltar	Toyota Gibraltar Stockholdings	Motor Vehicles	128,301.31
Gibraltar	Toyota Gibraltar Stockholdings	Motor Vehicles	125,914.55
Gibraltar	Toyota Gibraltar Stockholdings	Motor Vehicles	121,008.89
Gibraltar	Toyota Gibraltar Stockholdings	Motor Vehicles	95,162.30
Gibraltar	Toyota Gibraltar Stockholdings	Motor Vehicles	88,968.53
Gibraltar	Toyota Gibraltar Stockholdings	Motor Vehicles	83,467.23
Gibraltar	Toyota Gibraltar Stockholdings	Motor Vehicles	69,040.46

**Major Equipment ordered by Agency during 2005**  
(Orders of USD 30,000 or more)

Agency/Country Procurement	Name of supplier	Description of goods (equipment)	Total Cost (USD)
<b>IAPSO cont.</b>			
Gibraltar	Toyota Gibraltar Stockholdings	Motor Vehicles	65,135.07
Gibraltar	Toyota Gibraltar Stockholdings	Motor Vehicles	59,379.12
Gibraltar	Toyota Gibraltar Stockholdings	Motor Vehicles	56,271.66
Gibraltar	Toyota Gibraltar Stockholdings	Motor Vehicles	55,228.93
Gibraltar	Toyota Gibraltar Stockholdings	Motor Vehicles	52,090.62
Gibraltar	Toyota Gibraltar Stockholdings	Motor Vehicles	50,498.81
Gibraltar	Toyota Gibraltar Stockholdings	Motor Vehicles	49,545.14
Gibraltar	Toyota Gibraltar Stockholdings	Motor Vehicles	44,999.71
Gibraltar	Toyota Gibraltar Stockholdings	Motor Vehicles	44,200.69
Gibraltar	Toyota Gibraltar Stockholdings	Motor Vehicles	42,628.33
Gibraltar	Toyota Gibraltar Stockholdings	Motor Vehicles	36,676.26
Gibraltar	Toyota Gibraltar Stockholdings	Motor Vehicles	36,356.57
Gibraltar	Toyota Gibraltar Stockholdings	Motor Vehicles	35,139.33
Gibraltar	Toyota Gibraltar Stockholdings	Motor Vehicles	32,446.34
Gibraltar	Toyota Gibraltar Stockholdings	Motor Vehicles	32,104.38
Gibraltar	Toyota Gibraltar Stockholdings	Motor Vehicles	31,183.85
Gibraltar	Toyota Gibraltar Stockholdings	Motor Vehicles	30,865.46
Gibraltar	Toyota Gibraltar Stockholdings	Motor Vehicles	30,526.34
Haiti	Le Nouveau Matin	Election Ballot Paper/Printing	871,813.77
Haiti	Le Nouveau Matin	Election And Registration Kits	809,255.70
Haiti	Le Nouveau Matin	Election And Registration Kits	302,650.37
India	Strides	TB Drugs	7,097,982.09
India	Lupin	TB Drugs	5,007,786.53
India	Lupin	TB Drugs	3,444,623.60
India	Strides	TB Drugs	3,199,086.55
India	Sandoz	TB Drugs	2,237,090.96
India	Lupin	TB Drugs	1,251,976.06
India	Cadila	TB Drugs	1,072,438.57
India	Lupin - Mumbai	TB Drugs	815,310.72
India	Lupin	TB Drugs	633,210.01
India	Cadila	TB Drugs	597,561.86
India	Strides	TB Drugs	596,978.10
India	Lupin	TB Drugs	580,194.58
India	Lupin - Mumbai	TB Drugs	536,736.07
India	Strides	TB Drugs	533,204.74
India	Same	Agricultural Machinery	481,844.11
India	Lupin	TB Drugs	461,155.61
India	Strides	TB Drugs	442,532.87
India	Same	Agricultural Machinery	350,537.15
India	Same	Agricultural Machinery	347,451.78
India	Lupin	TB Drugs	324,130.37
India	Strides	TB Drugs	319,212.35
India	Lupin - Mumbai	TB Drugs	318,977.52
India	Lupin	TB Drugs	316,498.38
India	Sandoz	TB Drugs	294,581.46
India	Lupin	TB Drugs	225,275.80
India	Cadila	TB Drugs	221,137.09
India	Cadila	TB Drugs	217,621.21
India	Lupin	TB Drugs	214,322.56
India	Cadila	TB Drugs	206,182.27
India	Strides	TB Drugs	204,965.85
India	Sandoz	TB Drugs	203,470.31
India	Sandoz	TB Drugs	203,470.31
India	Cadila	TB Drugs	201,674.95
India	Macleods	TB Drugs	194,459.69
India	Strides	TB Drugs	172,521.90
India	Same	Agricultural Machinery	134,142.20
India	Cadila	TB Drugs	108,574.69
India	Lupin - Mumbai	TB Drugs	107,404.26
India	Cadila	TB Drugs	103,688.25
India	K&N/Bom,Ind	TB Drugs	100,924.27
India	Lupin	TB Drugs	92,866.59
India	Lupin - Mumbai	TB Drugs	89,508.60
India	Cadila	TB Drugs	86,386.53
India	Cadila	TB Drugs	86,171.10
India	Cadila	TB Drugs	86,101.99
India	Lupin	TB Drugs	84,614.03
India	Lupin - Mumbai	TB Drugs	81,747.05
India	Cadila	TB Drugs	79,515.81
India	Strides	TB Drugs	67,663.69
India	Lupin - Mumbai	TB Drugs	63,890.24
India	Lupin	TB Drugs	63,521.81
India	Cadila	TB Drugs	60,883.08
India	Lupin - Mumbai	TB Drugs	54,150.71
India	Cadila	TB Drugs	51,698.38
India	Sandoz	TB Drugs	50,893.80
India	Cadila	TB Drugs	49,787.61
India	Strides	TB Drugs	48,823.68
India	Cadila	TB Drugs	48,810.95
India	Lupin - Mumbai	TB Drugs	48,091.89
India	Lupin - Mumbai	TB Drugs	47,523.85
India	Parkash Wool	Laboratory Equipment And Supplies	46,761.59
India	Lupin - Mumbai	TB Drugs	46,045.28
India	Cadila	TB Drugs	45,533.62
India	Cadila	TB Drugs	44,963.28
India	Cadila	TB Drugs	44,960.24
India	Cadila	TB Drugs	41,560.79
India	Lupin	TB Drugs	39,449.52
India	Cadila	TB Drugs	38,287.39
India	Cadila	TB Drugs	32,519.80
India	Cadila	TB Drugs	31,282.09
India	Cadila	TB Drugs	30,776.79
Japan	Toyota Motor Corporation	Motor Vehicles	728,892.75
Japan	Toyota Motor Corporation	Motor Vehicles	596,448.31
Japan	Toyota Motor Corporation	Motor Vehicles	526,473.00
Japan	Toyota Motor Corporation	Motor Vehicles	446,466.57
Japan	Toyota Motor Corporation	Motor Vehicles	435,607.02
Japan	Toyota Motor Corporation	Motor Vehicles	430,339.78
Japan	Toyota Motor Corporation	Motor Vehicles	402,664.70
Japan	Toyota Motor Corporation	Motor Vehicles	374,995.06
Japan	Toyota Motor Corporation	Motor Vehicles	372,132.91
Japan	Nissan Trading Company Ltd.	Motor Vehicles	344,013.69
Japan	Nissan Trading Company Ltd.	Motor Vehicles	344,013.69
Japan	Toyota Motor Corporation	Motor Vehicles	317,693.66
Japan	Toyota Motor Corporation	Motor Vehicles	301,245.04

**Major Equipment ordered by Agency during 2005**  
(Orders of USD 30,000 or more)

Agency/Country Procurement	Name of supplier	Description of goods (equipment)	Total Cost (USD)
<b>IAPSO cont.</b>			
Japan	Toyota Motor Corporation	Motor Vehicles	267,036.75
Japan	Toyota Motor Corporation	Motor Vehicles	263,269.52
Japan	Toyota Motor Corporation	Motor Vehicles	254,154.93
Japan	Toyota Motor Corporation	Motor Vehicles	249,512.83
Japan	Toyota Motor Corporation	Motor Vehicles	218,373.05
Japan	Toyota Motor Corporation	Motor Vehicles	217,951.87
Japan	Toyota Motor Corporation	Motor Vehicles	217,392.82
Japan	Toyota Motor Corporation	Motor Vehicles	212,558.29
Japan	J Gerber And Company (Japan) Ltd.	Motorcycles	211,125.62
Japan	Toyota Motor Corporation	Motor Vehicles	208,454.15
Japan	Toyota Motor Corporation	Motor Vehicles	206,418.84
Japan	Toyota Motor Corporation	Motor Vehicles	193,585.96
Japan	Toyota Motor Corporation	Motor Vehicles	185,823.09
Japan	Toyota Motor Corporation	Motor Vehicles	183,626.69
Japan	Nissan Trading Company Ltd.	Motor Vehicles	182,642.77
Japan	Toyota Motor Corporation	Motor Vehicles	177,623.60
Japan	Toyota Motor Corporation	Motor Vehicles	171,201.58
Japan	Toyota Motor Corporation	Motor Vehicles	170,772.89
Japan	Toyota Motor Corporation	Motor Vehicles	163,068.91
Japan	Toyota Motor Corporation	Motor Vehicles	158,134.54
Japan	Toyota Motor Corporation	Motor Vehicles	149,818.70
Japan	Toyota Motor Corporation	Motor Vehicles	141,486.63
Japan	Toyota Motor Corporation	Motor Vehicles	132,880.80
Japan	Toyota Motor Corporation	Motor Vehicles	120,726.57
Japan	Toyota Motor Corporation	Motor Vehicles	117,358.88
Japan	Toyota Motor Corporation	Motor Vehicles	116,009.26
Japan	Nissan Trading Company Ltd.	Motor Vehicles	112,822.99
Japan	Toyota Motor Corporation	Motor Vehicles	111,397.62
Japan	Toyota Motor Corporation	Motor Vehicles	110,219.55
Japan	J Gerber And Company (Japan) Ltd.	Agriculture equipment and supplies	109,113.93
Japan	Toyota Motor Corporation	Motor Vehicles	108,358.14
Japan	Toyota Motor Corporation	Motor Vehicles	106,068.76
Japan	Toyota Motor Corporation	Motor Vehicles	102,942.32
Japan	Toyota Motor Corporation	Motor Vehicles	101,695.11
Japan	J Gerber And Company (Japan) Ltd.	Motorcycles	101,442.90
Japan	Toyota Motor Corporation	Motor Vehicles	95,699.70
Japan	Toyota Motor Corporation	Motor Vehicles	94,389.35
Japan	Toyota Motor Corporation	Motor Vehicles	92,320.53
Japan	Nissan Trading Company Ltd.	Motor Vehicles	91,671.83
Japan	Toyota Motor Corporation	Motor Vehicles	90,603.36
Japan	J Gerber And Company (Japan) Ltd.	Motor Vehicles	90,051.00
Japan	Toyota Motor Corporation	Motor Vehicles	89,568.71
Japan	Scc	Petrochemicals, Agrochemicals And Optical Materials	88,181.16
Japan	Toyota Motor Corporation	Motor Vehicles	87,919.29
Japan	Toyota Motor Corporation	Motor Vehicles	87,350.65
Japan	Scc	Petrochemicals, Agrochemicals And Optical Materials	86,440.84
Japan	Nissan Trading Company Ltd.	Motor Vehicles	86,231.60
Japan	Toyota Motor Corporation	Motor Vehicles	85,227.74
Japan	Toyota Motor Corporation	Motor Vehicles	84,672.57
Japan	Toyota Motor Corporation	Motor Vehicles	83,812.22
Japan	Toyota Motor Corporation	Motor Vehicles	83,440.38
Japan	Toyota Motor Corporation	Motor Vehicles	83,003.41
Japan	Toyota Motor Corporation	Motor Vehicles	81,904.96
Japan	Toyota Motor Corporation	Motor Vehicles	80,172.26
Japan	Toyota Motor Corporation	Motor Vehicles	80,162.85
Japan	Toyota Motor Corporation	Heavy Vehicles (Trucks)	79,544.12
Japan	Nissan Trading Company Ltd.	Motor Vehicles	79,469.87
Japan	Toyota Motor Corporation	Motor Vehicles	79,406.58
Japan	Toyota Motor Corporation	Motor Vehicles	79,390.30
Japan	Toyota Motor Corporation	Motor Vehicles	78,102.71
Japan	Toyota Motor Corporation	Motor Vehicles	77,115.65
Japan	Nissan Trading Company Ltd.	Motor Vehicles	77,011.70
Japan	Toyota Motor Corporation	Motor Vehicles	74,450.41
Japan	Toyota Motor Corporation	Motor Vehicles	73,705.86
Japan	Toyota Motor Corporation	Motor Vehicles	73,479.70
Japan	Nissan Trading Company Ltd.	Motor Vehicles	73,195.20
Japan	Toyota Motor Corporation	Motor Vehicles	72,900.37
Japan	Toyota Motor Corporation	Motor Vehicles	72,343.50
Japan	Toyota Motor Corporation	Motor Vehicles	69,594.69
Japan	Toyota Motor Corporation	Motor Vehicles	69,222.91
Japan	Toyota Motor Corporation	Motor Vehicles	69,222.91
Japan	Toyota Motor Corporation	Motor Vehicles	69,222.91
Japan	Toyota Motor Corporation	Motor Vehicles	69,222.91
Japan	Toyota Motor Corporation	Motor Vehicles	68,637.03
Japan	Nissan Trading Company Ltd.	Motor Vehicles	66,884.30
Japan	Toyota Motor Corporation	Motor Vehicles	66,552.88
Japan	Toyota Motor Corporation	Motor Vehicles	66,502.06
Japan	Nissan Trading Company Ltd.	Motor Vehicles	66,486.72
Japan	J Gerber And Company (Japan) Ltd.	Motor Vehicles	66,365.66
Japan	J Gerber And Company (Japan) Ltd.	Motor Vehicles	66,365.66
Japan	Toyota Motor Corporation	Motor Vehicles	66,077.73
Japan	Toyota Motor Corporation	Motor Vehicles	65,945.86
Japan	Toyota Motor Corporation	Motor Vehicles	65,916.66
Japan	Toyota Motor Corporation	Motor Vehicles	65,454.63
Japan	Toyota Motor Corporation	Motor Vehicles	65,106.16
Japan	Toyota Motor Corporation	Motor Vehicles	64,981.98
Japan	J Gerber And Company (Japan) Ltd.	Motorcycles	63,446.05
Japan	Toyota Motor Corporation	Motor Vehicles	63,133.78
Japan	Toyota Motor Corporation	Motor Vehicles	62,403.32
Japan	Toyota Motor Corporation	Motor Vehicles	62,285.14
Japan	Toyota Motor Corporation	Motor Vehicles	61,068.11
Japan	Toyota Motor Corporation	Motor Vehicles	60,927.07
Japan	Nissan Trading Company Ltd.	Motor Vehicles	60,829.69
Japan	Toyota Motor Corporation	Motor Vehicles	60,728.09
Japan	Nissan Trading Company Ltd.	Motor Vehicles	60,685.92
Japan	Toyota Motor Corporation	Motor Vehicles	59,431.83
Japan	Toyota Motor Corporation	Motor Vehicles	58,775.74
Japan	J Gerber And Company (Japan) Ltd.	Motorcycles	58,278.09
Japan	Toyota Motor Corporation	Motor Vehicles	58,065.78
Japan	Toyota Motor Corporation	Motor Vehicles	57,770.52
Japan	Toyota Motor Corporation	Motor Vehicles	57,634.00
Japan	Toyota Motor Corporation	Motor Vehicles	57,609.42
Japan	Toyota Motor Corporation	Motor Vehicles	57,363.37
Japan	Toyota Motor Corporation	Motor Vehicles	56,886.88
Japan	Toyota Motor Corporation	Motor Vehicles	56,886.88
Japan	Toyota Motor Corporation	Motor Vehicles	56,886.88
Japan	Toyota Motor Corporation	Motor Vehicles	56,800.69
Japan	Toyota Motor Corporation	Motor Vehicles	56,731.40

**Major Equipment ordered by Agency during 2005**  
(Orders of USD 30,000 or more)

Agency/Country Procurement	Name of supplier	Description of goods (equipment)	Total Cost (USD)
<b>IAPSO cont.</b>			
Japan	Toyota Motor Corporation	Motor Vehicles	55,410.81
Japan	Nissan Trading Company Ltd.	Motor Vehicles	55,376.30
Japan	Nissan Trading Company Ltd.	Motor Vehicles	55,212.76
Japan	Toyota Motor Corporation	Motor Vehicles	55,144.44
Japan	Toyota Motor Corporation	Motor Vehicles	53,448.62
Japan	J Gerber And Company (Japan) Ltd.	Motor Vehicles	52,574.34
Japan	Toyota Motor Corporation	Motor Vehicles	52,379.19
Japan	Toyota Motor Corporation	Motor Vehicles	52,079.37
Japan	Toyota Motor Corporation	Motor Vehicles	52,075.64
Japan	Toyota Motor Corporation	Motor Vehicles	51,803.24
Japan	Nissan Trading Company Ltd.	Motor Vehicles	51,593.37
Japan	Nissan Trading Company Ltd.	Motor Vehicles	51,430.89
Japan	Toyota Motor Corporation	Motor Vehicles	51,167.85
Japan	Toyota Motor Corporation	Motor Vehicles	50,769.52
Japan	Toyota Motor Corporation	Motor Vehicles	50,749.19
Japan	Toyota Motor Corporation	Motor Vehicles	50,590.79
Japan	J Gerber And Company (Japan) Ltd.	Motorcycles	50,526.14
Japan	Toyota Motor Corporation	Motor Vehicles	50,236.88
Japan	J Gerber And Company (Japan) Ltd.	Motor Vehicles	49,873.86
Japan	Toyota Motor Corporation	Motor Vehicles	49,822.57
Japan	Toyota Motor Corporation	Motor Vehicles	49,803.36
Japan	Toyota Motor Corporation	Motor Vehicles	49,517.67
Japan	Toyota Motor Corporation	Motor Vehicles	49,356.88
Japan	Toyota Motor Corporation	Motor Vehicles	48,963.67
Japan	Toyota Motor Corporation	Motor Vehicles	48,875.87
Japan	Toyota Motor Corporation	Motor Vehicles	48,632.00
Japan	J Gerber And Company (Japan) Ltd.	Motorcycles	48,625.84
Japan	Toyota Motor Corporation	Motor Vehicles	48,583.93
Japan	Toyota Motor Corporation	Motor Vehicles	47,959.30
Japan	Toyota Motor Corporation	Motor Vehicles	47,864.00
Japan	Toyota Motor Corporation	Motor Vehicles	46,898.71
Japan	Toyota Motor Corporation	Motor Vehicles	46,892.16
Japan	Toyota Motor Corporation	Motor Vehicles	46,864.86
Japan	Toyota Motor Corporation	Motor Vehicles	45,889.71
Japan	Toyota Motor Corporation	Motor Vehicles	45,675.70
Japan	Nissan Trading Company Ltd.	Motor Vehicles	45,482.15
Japan	Toyota Motor Corporation	Motor Vehicles	45,466.29
Japan	Toyota Motor Corporation	Motor Vehicles	45,353.38
Japan	Toyota Motor Corporation	Motor Vehicles	45,109.54
Japan	Toyota Motor Corporation	Motor Vehicles	45,032.00
Japan	Toyota Motor Corporation	Motor Vehicles	44,718.02
Japan	Nissan Trading Company Ltd.	Motor Vehicles	44,474.70
Japan	Toyota Motor Corporation	Motor Vehicles	44,068.52
Japan	Toyota Motor Corporation	Motor Vehicles	42,848.00
Japan	Toyota Motor Corporation	Motor Vehicles	42,465.94
Japan	Nissan Trading Company Ltd.	Motorcycles	42,085.57
Japan	Toyota Motor Corporation	Motor Vehicles	41,893.73
Japan	Toyota Motor Corporation	Motor Vehicles	41,353.59
Japan	Toyota Motor Corporation	Motor Vehicles	41,318.08
Japan	Toyota Motor Corporation	Motor Vehicles	41,290.79
Japan	Toyota Motor Corporation	Motor Vehicles	41,206.69
Japan	Toyota Motor Corporation	Motor Vehicles	40,958.40
Japan	Toyota Motor Corporation	Motor Vehicles	40,756.38
Japan	Toyota Motor Corporation	Motor Vehicles	40,318.06
Japan	Nissan Trading Company Ltd.	Motor Vehicles	40,243.63
Japan	Toyota Motor Corporation	Motor Vehicles	40,162.19
Japan	Toyota Motor Corporation	Motor Vehicles	40,127.91
Japan	Nissan Trading Company Ltd.	Motor Vehicles	39,828.88
Japan	J Gerber And Company (Japan) Ltd.	Motor Vehicles	39,798.34
Japan	Toyota Motor Corporation	Motor Vehicles	39,622.07
Japan	Toyota Motor Corporation	Motor Vehicles	39,318.27
Japan	Toyota Motor Corporation	Motor Vehicles	39,015.36
Japan	Toyota Motor Corporation	Motor Vehicles	38,816.63
Japan	Toyota Motor Corporation	Motor Vehicles	38,570.74
Japan	Nissan Trading Company Ltd.	Motor Vehicles	37,917.06
Japan	Toyota Motor Corporation	Motor Vehicles	37,891.92
Japan	J Gerber And Company (Japan) Ltd.	Motor Vehicles	37,794.71
Japan	Toyota Motor Corporation	Motor Vehicles	37,717.83
Japan	Toyota Motor Corporation	Motor Vehicles	37,664.86
Japan	Toyota Motor Corporation	Motor Vehicles	37,581.11
Japan	Toyota Motor Corporation	Motor Vehicles	37,564.38
Japan	Toyota Motor Corporation	Motor Vehicles	37,270.35
Japan	Toyota Motor Corporation	Motor Vehicles	37,174.87
Japan	Toyota Motor Corporation	Motor Vehicles	37,113.49
Japan	Nissan Trading Company Ltd.	Motor Vehicles	36,303.42
Japan	Toyota Motor Corporation	Motor Vehicles	35,913.68
Japan	Toyota Motor Corporation	Motor Vehicles	35,891.22
Japan	Toyota Motor Corporation	Motor Vehicles	35,841.35
Japan	J Gerber And Company (Japan) Ltd.	Motor Vehicles	35,676.51
Japan	Toyota Motor Corporation	Motor Vehicles	35,498.76
Japan	Nissan Trading Company Ltd.	Motor Vehicles	35,348.19
Japan	Toyota Motor Corporation	Motor Vehicles	34,792.43
Japan	Toyota Motor Corporation	Motor Vehicles	34,654.92
Japan	Toyota Motor Corporation	Motor Vehicles	34,654.56
Japan	Toyota Motor Corporation	Motor Vehicles	34,542.80
Japan	Toyota Motor Corporation	Motor Vehicles	34,498.34
Japan	Toyota Motor Corporation	Motor Vehicles	34,479.28
Japan	Toyota Motor Corporation	Motor Vehicles	34,348.55
Japan	Toyota Motor Corporation	Motor Vehicles	34,260.58
Japan	Toyota Motor Corporation	Motor Vehicles	34,120.96
Japan	Toyota Motor Corporation	Motor Vehicles	34,072.38
Japan	Toyota Motor Corporation	Motor Vehicles	33,877.77
Japan	J Gerber And Company (Japan) Ltd.	Motor Vehicles	33,803.84
Japan	Nissan Trading Company Ltd.	Motor Vehicles	33,506.80
Japan	Toyota Motor Corporation	Motor Vehicles	33,380.78
Japan	Toyota Motor Corporation	Motor Vehicles	33,325.80
Japan	Toyota Motor Corporation	Motor Vehicles	33,302.60
Japan	Toyota Motor Corporation	Motor Vehicles	33,105.15
Japan	Toyota Motor Corporation	Motor Vehicles	32,865.31
Japan	Toyota Motor Corporation	Motor Vehicles	32,851.91
Japan	Toyota Motor Corporation	Motor Vehicles	32,604.50
Japan	Toyota Motor Corporation	Motor Vehicles	32,564.24
Japan	Toyota Motor Corporation	Motor Vehicles	32,151.89
Japan	J Gerber And Company (Japan) Ltd.	Motor Vehicles	32,136.00
Japan	Toyota Motor Corporation	Motor Vehicles	32,121.63
Japan	Toyota Motor Corporation	Motor Vehicles	32,095.83
Japan	Toyota Motor Corporation	Motor Vehicles	32,049.68
Japan	Toyota Motor Corporation	Motor Vehicles	32,038.89

**Major Equipment ordered by Agency during 2005**  
(Orders of USD 30,000 or more)

Agency/Country Procurement	Name of supplier	Description of goods (equipment)	Total Cost (USD)
<b>IAPSO cont.</b>			
Japan	Toyota Motor Corporation	Motor Vehicles	32,010.34
Japan	Toyota Motor Corporation	Motor Vehicles	31,909.30
Japan	Toyota Motor Corporation	Motor Vehicles	31,800.91
Japan	Toyota Motor Corporation	Motor Vehicles	31,717.85
Japan	Toyota Motor Corporation	Motor Vehicles	31,653.37
Japan	Toyota Motor Corporation	Motor Vehicles	31,601.13
Japan	Toyota Motor Corporation	Motor Vehicles	31,388.57
Japan	Toyota Motor Corporation	Motor Vehicles	31,187.70
Japan	Toyota Motor Corporation	Motor Vehicles	31,157.25
Japan	Toyota Motor Corporation	Motor Vehicles	31,116.57
Japan	Toyota Motor Corporation	Motor Vehicles	31,073.26
Japan	Toyota Motor Corporation	Motor Vehicles	31,027.92
Japan	Toyota Motor Corporation	Motor Vehicles	30,851.46
Japan	Toyota Motor Corporation	Motor Vehicles	30,848.84
Japan	Toyota Motor Corporation	Motor Vehicles	30,795.00
Japan	Toyota Motor Corporation	Motor Vehicles	30,762.64
Japan	Toyota Motor Corporation	Motor Vehicles	30,761.00
Japan	Toyota Motor Corporation	Motor Vehicles	30,699.88
Japan	Toyota Motor Corporation	Motor Vehicles	30,649.62
Japan	Toyota Motor Corporation	Motor Vehicles	30,648.88
Japan	Toyota Motor Corporation	Motor Vehicles	30,594.55
Japan	Nissan Trading Company Ltd.	Motor Vehicles	30,593.60
Japan	Toyota Motor Corporation	Motor Vehicles	30,576.96
Japan	Toyota Motor Corporation	Motor Vehicles	30,499.38
Japan	Toyota Motor Corporation	Motor Vehicles	30,438.94
Japan	Toyota Motor Corporation	Motor Vehicles	30,420.72
Japan	Toyota Motor Corporation	Motor Vehicles	30,306.13
Japan	Toyota Motor Corporation	Motor Vehicles	30,236.67
Japan	Toyota Motor Corporation	Motor Vehicles	30,155.46
Japan	Toyota Motor Corporation	Motor Vehicles	30,138.35
Japan	Toyota Motor Corporation	Motor Vehicles	30,134.95
Japan	Toyota Motor Corporation	Motor Vehicles	30,115.74
Jordan	Al Ruba Company Ltd.	Transportation And Logistics	206,115.00
Korea, Republic of	Scott Jackson - Amerikor	Motor Vehicles	33,983.11
Netherlands	Svizera Europe	TB Drugs	2,186,342.37
Netherlands	Svizera Europe	TB Drugs	1,555,084.87
Netherlands	Svizera Europe	TB Drugs	978,042.60
Netherlands	Svizera Europe	TB Drugs	893,043.55
Netherlands	Svizera Europe	TB Drugs	483,522.96
Netherlands	Svizera Europe	TB Drugs	468,220.29
Netherlands	Svizera Europe	TB Drugs	414,251.84
Netherlands	Svizera Europe	TB Drugs	352,876.22
Netherlands	Svizera Europe	TB Drugs	324,621.44
Netherlands	Svizera Europe	TB Drugs	294,320.74
Netherlands	Svizera Europe	TB Drugs	286,447.93
Netherlands	Sgs	TB Drugs	286,270.45
Netherlands	Svizera Europe	TB Drugs	281,015.24
Netherlands	Svizera Europe	TB Drugs	262,022.81
Netherlands	Svizera Europe	TB Drugs	249,272.86
Netherlands	Svizera Europe	TB Drugs	239,267.96
Netherlands	Svizera Europe	TB Drugs	211,625.31
Netherlands	Svizera Europe	TB Drugs	207,760.29
Netherlands	Svizera Europe	TB Drugs	174,773.11
Netherlands	Svizera Europe	TB Drugs	169,754.76
Netherlands	Svizera Europe	TB Drugs	169,472.81
Netherlands	Svizera Europe	TB Drugs	160,232.57
Netherlands	Svizera Europe	TB Drugs	155,891.40
Netherlands	Svizera Europe	TB Drugs	148,695.65
Netherlands	Svizera Europe	TB Drugs	148,629.89
Netherlands	Svizera Europe	TB Drugs	147,799.37
Netherlands	Sgs	TB Drugs	139,236.62
Netherlands	Svizera Europe	TB Drugs	133,816.78
Netherlands	Svizera Europe	TB Drugs	132,315.62
Netherlands	Svizera Europe	TB Drugs	124,972.28
Netherlands	Sgs	TB Drugs	118,984.55
Netherlands	Svizera Europe	TB Drugs	113,816.99
Netherlands	Svizera Europe	TB Drugs	108,928.46
Netherlands	Svizera Europe	TB Drugs	108,928.46
Netherlands	Svizera Europe	TB Drugs	103,251.17
Netherlands	Svizera Europe	TB Drugs	100,402.47
Netherlands	Svizera	TB Drugs	100,130.83
Netherlands	Svizera Europe	TB Drugs	83,591.84
Netherlands	Svizera Europe	TB Drugs	82,130.32
Netherlands	Svizera Europe	TB Drugs	73,444.12
Netherlands	Svizera Europe	TB Drugs	70,820.94
Netherlands	Svizera Europe	TB Drugs	69,406.00
Netherlands	Svizera Europe	TB Drugs	65,423.69
Netherlands	Svizera Europe	TB Drugs	56,929.79
Netherlands	Svizera Europe	TB Drugs	56,816.95
Netherlands	Sgs	TB Drugs	55,036.94
Netherlands	Svizera Europe	TB Drugs	52,587.92
Netherlands	Svizera Europe	TB Drugs	49,414.01
Netherlands	Svizera Europe	TB Drugs	48,430.06
Netherlands	Svizera Europe	TB Drugs	48,337.37
Netherlands	Svizera Europe	TB Drugs	46,514.84
Netherlands	Svizera Europe	TB Drugs	45,937.52
Netherlands	Svizera Europe	TB Drugs	40,886.19
Netherlands	Svizera Europe	TB Drugs	40,788.39
Netherlands	Sgs	TB Drugs	38,744.83
Netherlands	Svizera Europe	TB Drugs	38,605.71
Netherlands	Svizera Europe	TB Drugs	38,354.06
Netherlands	Svizera Europe	TB Drugs	37,679.42
Netherlands	Svizera Europe	TB Drugs	36,739.22
Netherlands	Svizera Europe	TB Drugs	36,507.08
Netherlands	Svizera Europe	TB Drugs	34,916.36
Netherlands	Sgs	TB Drugs	30,018.25
Russian Federation	Sovico	Water And Sanitation Equipment	343,905.72
Russian Federation	Sovico	Water And Sanitation Equipment	146,983.34
South Africa	Bayer	Chemical And Health Care Equipment	398,311.47
South Africa	Despec	IT Equipment	347,924.39
South Africa	lctd	NULL	32,983.31

**Major Equipment ordered by Agency during 2005**  
(Orders of USD 30,000 or more)

Agency/Country Procurement	Name of supplier	Description of goods (equipment)	Total Cost (USD)
<b>IAPSO cont.</b>			
Sweden	Volvo Cars International Ab	Motor Vehicles	34,029.97
Sweden	Abem Instrument Ab	Geophysical Instruments	32,790.26
Switzerland	Vestergaard	Textile Supplies	750,633.91
Switzerland	Avicomp	IT Systems	62,324.57
Switzerland	Avicomp	IT Systems	59,927.47
Switzerland	Unosat/Unitar	Sattelite Equipment	56,975.21
Thailand	Gfs	Motor Vehicles	59,369.81
Ukraine	Alfa-nt Ltd.	Construction	336,064.28
Ukraine	Oblaka	NULL	32,531.76
United Kingdom	Intequip	Mining Equipment	2,119,560.00
United Kingdom	Eagle Scientific Ltd	Agriculture Equipment And Supplies	1,509,583.33
United Kingdom	Conrico Project Vehicles	Motor Vehicles	987,531.17
United Kingdom	Leyland Exports Limited	Motor Vehicles	608,240.44
United Kingdom	Aipacs Oac	Emergency Relief Supplies	583,974.75
United Kingdom	Eagle Scientific Ltd	Agriculture Equipment And Supplies	543,228.27
United Kingdom	Aipacs Oac	Emergency Relief Supplies	524,819.38
United Kingdom	Intequip	Mining Equipment	466,835.61
United Kingdom	Intequip	Mining Equipment	463,194.46
United Kingdom	Intequip	Mining Equipment	463,194.46
United Kingdom	Conrico Project Vehicles	Motor Vehicles	417,248.31
United Kingdom	Intequip	Mining Equipment	404,110.92
United Kingdom	Eagle Scientific Ltd	Agriculture Equipment And Supplies	303,304.34
United Kingdom	Eagle Scientific Ltd	Agriculture Equipment And Supplies	274,962.15
United Kingdom	Eagle Scientific Ltd	Agriculture Equipment And Supplies	266,739.89
United Kingdom	Eagle Scientific Ltd	Agriculture Equipment And Supplies	194,699.34
United Kingdom	Eagle Scientific Ltd	Agriculture Equipment And Supplies	158,932.35
United Kingdom	Eagle Scientific Ltd	Agriculture Equipment And Supplies	150,071.89
United Kingdom	Eagle Scientific Ltd	Laboratory Equipment And Supplies	127,767.71
United Kingdom	The Jankel Group	Motor Vehicles	114,791.52
United Kingdom	Intequip	Mining Equipment	106,855.20
United Kingdom	Aipacs Oac	Emergency Relief Supplies	102,699.95
United Kingdom	Intequip	Mining Equipment	78,545.00
United Kingdom	Intequip	Mining Equipment	72,647.64
United Kingdom	Intequip	Mining Equipment	72,360.53
United Kingdom	Leyland Exports Limited	Motor Vehicles	71,557.70
United Kingdom	Conrico Project Vehicles	Motor Vehicles	68,413.28
United Kingdom	Eagle Scientific Ltd	Laboratory Equipment And Supplies	64,950.28
United Kingdom	Patterson Scientific	Laboratory Equipment	53,617.19
United Kingdom	Conrico Project Vehicles	Motor Vehicles	51,618.74
United Kingdom	Eagle Scientific Ltd	Laboratory Equipment And Supplies	51,258.24
United Kingdom	Conrico Project Vehicles	Motor Vehicles	48,860.56
United Kingdom	Conrico Project Vehicles	Motor Vehicles	47,474.83
United Kingdom	Conrico Project Vehicles	Motor Vehicles	43,771.50
United Kingdom	Aco Electronics	Forgery Detection Equipment	43,280.95
United Kingdom	Conrico Project Vehicles	Motor Vehicles	42,432.00
United Kingdom	Leyland Exports Limited	Motor Vehicles	35,778.85
United Kingdom	Conrico International Ltd.	Motor Vehicles	31,474.63
United Kingdom	Eagle Scientific Ltd	Laboratory Equipment And Supplies	31,262.52
USA	Motorola	Communication Equipment	827,595.83
USA	Planson	Computer Equipment	199,568.08
USA	Planson	Computer Equipment	162,174.73
USA	Planson	Computer Equipment	83,987.24
USA	Motorola	Communication Equipment	74,897.48
USA	Motorola	Communication Equipment	50,466.20
USA	Jb Int. Inc.	Water Distillers	46,785.67
USA	Motorola	Communication Equipment	44,761.29
USA	Planson	Computer Equipment	37,670.36
USA	Motorola	Communication Equipment	37,189.42
<b>IFAD</b>			
Italy	ESSO	Petrol Coupons	227,514.62
Italy	Dimension Data srl	Cisco Equipment	109,295.05
Italy	Corporate Express srl	Paper	101,964.09
Italy	DAB srl	Security Equipment	80,382.51
Italy	Catalano srl	Office Equipment	61,795.94
Italy	Caprioli srl	Photocopy Paper	55,007.92
Italy	Esker srl	Hardware and software products	44,390.72
Italy	Grafidata srl	Servers	42,847.13
Italy	Steelcase srl	Office Equipment	41,226.37
Italy	Inkline srl	Toners	39,394.62
Italy	Quintily srl	Publications	36,281.85
<b>ILO</b>			
France	Ritzenthaler	General Building Maintenance	116,666.79
France	Jouve	Printing, Publishing And Bookbinding	38,619.85
France	Ritzenthaler	Building Maintenance And Repair N.e.c.	36,738.00
Germany	Stellent Gmbh	Vendor-specific Software Support And Maintenance	43,638.75
Italy	International Training Centre In Turin (Itc)	Printing, Publishing And Bookbinding	48,963.53
Italy	International Training Centre In Turin (Itc)	Printing, Publishing And Bookbinding	30,486.42
Japan	Toyota	Vehicle	67,632.00
Japan	Toyota	Vehicle	66,000.00
Switzerland	Fondation Des Immeubles Pour Les Organisations Internationales	Building Maintenance And Repair N.e.c.	2,762,907.46
Switzerland	Cgc Dalkia Sa	Electrical Installation Maintenance And Repair	313,558.59
Switzerland	Oracle Software (Schweiz) Gmbh	Office, Computer And Communication Equipment Maintenance And Repair	310,000.00
Switzerland	United Nations Office - Geneva	Leasing Or Rental Services	237,982.00
Switzerland	Oracle Software (Schweiz) Gmbh	Office, Computer And Communication Equipment Maintenance And Repair	200,000.00
Switzerland	Iss Facility Services	Cleaning Services	170,596.57
Switzerland	Portales & Bonnet	General Building Maintenance	133,208.96
Switzerland	Services Industriels De Geneve	Electricity Distribution Or Control Apparatus And Equipment And Parts Thereof	112,845.63
Switzerland	Services Industriels De Geneve	Electrical Installation Maintenance And Repair	110,786.64
Switzerland	Association Ok Foret	Building Maintenance And Repair N.e.c.	110,000.00
Switzerland	Sps / Service Privee De Securite	Security Installations Maintenance And Repair	108,921.64
Switzerland	Services Industriels De Geneve	Electrical Installation Maintenance And Repair	106,403.25
Switzerland	Services Industriels De Geneve	Electrical Installation Maintenance And Repair	106,398.73
Switzerland	Crivelli & Trabolld S.a.	Building Maintenance And Repair N.e.c.	96,716.42
Switzerland	Danka Suisse S.a.	Building Maintenance And Repair N.e.c.	96,199.00
Switzerland	Services Industriels De Geneve	Electrical Installation Maintenance And Repair	96,175.49
Switzerland	Services Industriels De Geneve	Building Maintenance And Repair N.e.c.	91,254.77
Switzerland	Sps / Service Privee De Securite	Security Installations Maintenance And Repair	90,768.66

**Major Equipment ordered by Agency during 2005**  
(Orders of USD 30,000 or more)

Agency/Country Procurement	Name of supplier	Description of goods (equipment)	Total Cost (USD)
<b>ILO cont.</b>			
Switzerland	Swisscom Mobile	Telecommunication Equipment	89,552.24
Switzerland	Sig	General Building Maintenance	85,574.10
Switzerland	Services Industriels De Geneve	Electrical Installation Maintenance And Repair	85,574.10
Switzerland	Oce Suisse S.a.	Leasing Or Rental Services	83,820.31
Switzerland	Dps S.a.	Leasing Or Rental Services	83,123.13
Switzerland	Xerox Ag	Printing, Publishing And Bookbinding	82,798.51
Switzerland	Hewlett Packard (Suisse) Sarl	Processing Units For Edp And Accessories And Parts Thereof	77,330.00
Switzerland	Sig	General Building Maintenance	74,018.66
Switzerland	Services Industriels De Geneve	Electrical Installation Maintenance And Repair	74,018.66
Switzerland	Novell Schweiz Ag	Leasing Or Rental Services	71,313.90
Switzerland	Hewlett Packard (Suisse) Sarl	Processing Units For Edp And Accessories And Parts Thereof	70,271.42
Switzerland	Hewlett Packard (Suisse) Sarl	Processing Units For Edp And Accessories And Parts Thereof	70,271.38
Switzerland	United Nations Office - Geneva	Leasing Or Rental Services	66,850.00
Switzerland	Iss Facility Services	Cleaning Services	65,671.64
Switzerland	Oracle Software (Schweiz) Gmbh	Office, Computer And Communication Equipment Maintenance And Repair	57,960.50
Switzerland	Heptago S.a.	Building Maintenance And Repair N.e.c.	57,134.33
Switzerland	Iss Facility Services	Cleaning Services	57,086.34
Switzerland	Iss Facility Services	Cleaning Services	55,534.85
Switzerland	Iss Facility Services	Cleaning Services	55,534.85
Switzerland	Iss Facility Services	Cleaning Services	55,534.85
Switzerland	Iss Facility Services	Cleaning Services	55,534.85
Switzerland	Sro-kundig S.a.	Printing, Publishing And Bookbinding	54,768.43
Switzerland	F. Hoffmann-la Roche Ltd	Medical Appliances, Precision And Optical Instruments, Watches And Clocks	52,235.29
Switzerland	Ibm Schweiz	Software, Computer, Including Manuals	48,721.34
Switzerland	Antalis (Anc.muhlebach)	Printing, Publishing And Bookbinding	47,350.75
Switzerland	Nos / New Organisa.tion System S.a.	Furniture	46,124.41
Switzerland	Ofatec S.a.	Building Maintenance And Repair N.e.c.	46,044.78
Switzerland	Dell Computer S.a.	Software, Computer, Including Manuals	45,090.35
Switzerland	Antalis (Anc.muhlebach)	Printing, Publishing And Bookbinding	43,320.90
Switzerland	Sps / Service Privee De Securite	Security Services	40,150.75
Switzerland	Crivelli & Trabold S.a.	Petroleum Oils And Petroleum Products	38,805.97
Switzerland	Sas Institute	Leasing Or Rental Services	37,537.31
Switzerland	Atar Roto Presse Sa	Printing, Publishing And Bookbinding	36,197.01
Switzerland	Atos Origin Integration (Suisse) S.a.	Office, Computer And Communication Equipment Maintenance And Repair	34,197.78
Switzerland	Staempfli Sa	Printing, Publishing And Bookbinding	32,932.39
Switzerland	Alpina Woud Sa	Fire Installation Maintenance And Repair	32,343.28
Switzerland	Gardy Sdc Sa	Building Maintenance And Repair N.e.c.	32,089.55
Switzerland	Nos / New Organisa.tion System S.a.	Furniture	31,667.16
Switzerland	Oracle Software (Schweiz) Gmbh	Office, Computer And Communication Equipment Maintenance And Repair	31,403.84
Switzerland	Presses Centrales LaUSAnne Sa	Printing, Publishing And Bookbinding	30,628.87
Switzerland	Services Industriels De Geneve	Building Maintenance And Repair N.e.c.	30,340.73
Switzerland	Doors Computer S.a.	Processing Units For Edp And Accessories And Parts Thereof	30,000.00
Tanzania Rep. Of	Landplan-icn Architects Limited	Architecture	71,000.00
United Kingdom	Wavelet Technology Ltd	Building Maintenance And Repair N.e.c.	35,430.66
USA	United Nations	Security Installations Maintenance And Repair	209,838.00
USA	United Nations	Security Installations Maintenance And Repair	193,157.00
USA	United Nations	Security Installations Maintenance And Repair	154,525.00
USA	United Nations	Security Installations Maintenance And Repair	60,581.00
<b>ITC</b>			
India	Green Fields Exports	Laboratory Equipment	126,075.00
Switzerland	MTF Quadra	Computer Equipment	116,586.21
Switzerland	Hitachi Data Systems	Computer Equipment	112,121.21
Switzerland	Round Office Collectivités	Office Furniture	84,058.73
Switzerland	Bechtle Comsoft Direct	Computer Equipment	36,807.69
Switzerland	MTF Quadra	Computer Equipment	36,145.92
Switzerland	Bechtle Comsoft Direct	Computer Equipment	34,128.46
<b>ITU</b>			
Argentina	Datastar	Computer Equipment	102,450.00
Bhutan	Drukcom Pvt	Antennas	266,030.00
Denamrk	Dan:Office	Server Accessoires	403,149.00
Denmark	Planson Europe	Computer Equipment	68,569.00
Denamrk	Dan:Office	Hp Server Hp D1380 G4 For Rrc-06	42,769.00
France	Tech-event	Evolis Pebble Mag3	34,774.00
France	Dell Hdf Sas	Computer Equipment	33,250.00
Germany	Alcatel Integration Services	Repeater Stations	315,795.00
Germany	Documentum	Renewal Of Maint. Contract For 2006 Per De6038	57,678.00
India	Nms Works Software Ltd	Computer Equipment	32,777.00
Papua New Guinea	Software Alliance	Computer Equipment	32,742.00
Samoa	Datec (Samoa) Lted	Computer Equipment	61,176.00
Solomon	E-world Technology Ltd	Computer Equipment	51,295.00
Switzerland	Emc	Nodes	327,645.00
Switzerland	Dell Suisse Sa	Pc Optiplex Gx620 3.6ghz-2gb-160gb-st/ 17" Tft 1704fp / 19" Tft 1904fp	299,469.00
Switzerland	Sap Ag	Sap Mysap License	295,805.00
Switzerland	Emc	Storage Upgrade Per Quote No. 1000428456 And 1000462285	253,527.00
Switzerland	Hewlett-packard Suisse	Br Servers And Is Software/Server Accessoires Re Offre 8700-27932-06	85,977.00
Switzerland	E-secure	Renouvel. Maint. Mcafee Active Virus Suite, Anti-spyware Suite, Desktop Firewall Et Home Option	79,773.00
Switzerland	Hewlett-packard Suisse	Server Hp Alpha Ds25 1ghz+Accessoires	72,731.00
Switzerland	Nextiraone Suisse Sarl	Acceptance Offre No. 05-1219.01 Re Rfp Is-l-113/05 Cables Cisco Rrc-06	68,360.00
Switzerland	Emc	San-fc 146gb 10k 520b 2gb Upg And Accessoires	59,117.00
Switzerland	Hewlett-packard Suisse	Pc Dc7100 And Accessoires	57,500.00
Switzerland	Ageda	Video Projector	48,438.00
Switzerland	Dell Suisse Sa	76x Pcs Gx620 / 77x Tft 17" 1704f (Conf-divers)	45,256.00
Switzerland	Nextiraone Suisse Sarl	Acceptance Offre No. 05-0913.02 Rfp Is-l-113/05 Cm2818 Cisco Cigc Equip.	45,187.00
Switzerland	Lenovo	Ibm Tp T.42p / Port Repl. li / Ac Adapter	42,273.00
Switzerland	Darest	Computer Equipment	32,536.00
Switzerland	Metaread	License Isiview / License Isiref / Basic Installation Service	30,156.00
Switzerland	Ageda	Video Projector Lcd Eiki-sanyo Lc-x50	27,344.00
Tanzania	Netlogic System Ltd	Computer Equipment	34,170.00
<b>UNCTAD</b>			
Papua New Guinea	Global Technologies Ltd	Computer And Office Equipment	50,000.00

**Major Equipment ordered by Agency during 2005**  
(Orders of USD 30,000 or more)

Agency/Country Procurement	Name of supplier	Description of goods (equipment)	Total Cost (USD)
<b>UNFPA</b>			
Afghanistan	Unops	EDP Equipment	134,770.40
Afghanistan	Central Statistic Office (Cso)	Miscellaneous	125,237.68
Afghanistan	Toyota Afghanistan Motors Limited	Vehicles	121,068.83
Afghanistan	3rd Makroyan Pump Station	Vehicles	39,577.62
Afghanistan	Abdul Qayyum Karim	Miscellaneous	33,092.36
Afghanistan	Aaria Middle East Company L.L.c	EDP Equipment	30,769.00
Albania	Laser Med Shpk	Medical Equipment	61,804.00
Albania	Expo Vizion Albania	Publication/Printing	34,047.34
Angola	Moh/Phnd-ministry Of Health/Prov.hnd	Miscellaneous	118,400.00
Angola	Mys/Jiro-ministry Of Youth & Sports	Miscellaneous	70,454.00
Angola	Ngo-adra International	Miscellaneous	53,730.17
Angola	Ngo Caj-centro De Apoio Aos Jovens	Miscellaneous	52,853.00
Angola	Moh/Pphd-huila Min.health Prov.pub.hd	Miscellaneous	40,950.00
Angola	Moh/Pphd Benguela Min.health Prov.phd	Miscellaneous	37,255.00
Angola	Unfpa Angola Ocasional Supplier	Miscellaneous	37,029.73
Angola	Custódio Chamba	Miscellaneous	33,115.56
Angola	Spo/Huila-statist.& Plann Office Huila	Miscellaneous	32,900.00
Angola	Tda-comercio & Industria, Lda.	Vehicles	31,520.00
Angola	Ngo-angobefa Ipp Affiliated Angola	Miscellaneous	30,150.00
Armenia	Karkomavto Ltd	Vehicles	42,245.22
Azerbaijan	Texservis Co Mmc	Medical Equipment	86,152.62
Azerbaijan	Kaspian Kom Ltd Mmc	Publication/Printing	54,901.99
Azerbaijan	Orbit Medical Equipment	Medical Equipment	52,109.03
Azerbaijan	Undp Azerbaijan	Miscellaneous	45,000.00
Bangladesh	Karshaf Printers (Pvt) Ltd.	Publication/Printing	101,820.85
Bangladesh	Nipun Printing Industries Ltd	Publication/Printing	65,787.54
Bangladesh	Asiatic Marketing Communications Limited	Miscellaneous	47,157.94
Bangladesh	Thakral Information Systems Private Ltd	EDP Equipment	41,693.62
Bangladesh	Abc Stationers	Office Equipment	39,077.86
Belgium	Pfizer Enterprises Sarl	Contraceptives	24,118,563.45
Belgium	Becton Dickinson International	Contraceptives	164,996.20
Benin	Irsp Ouidah	Miscellaneous	127,726.76
Benin	Imprimerie Intergraphic	Publication/Printing	102,877.09
Benin	Imprimerie Top Offset	Publication/Printing	88,805.38
Benin	Imprimerie Atg	Publication/Printing	85,908.96
Benin	P-systems	Publication/Printing	51,159.93
Benin	Tunde S.a.	Publication/Printing	39,609.79
Benin	Tiando Emmanuel	Miscellaneous	34,547.80
Benin	Societe Beninoise De Gaz Industriels	Medical Equipment	32,864.70
Bolivia	Los Amigos Del Libro Ltda	Publication/Printing	42,626.66
Bolivia	Sol Editores S.r.l	Publication/Printing	37,823.44
Brazil	Semina Industria E Comercio Ltda.	Contraceptives	144,124.00
Burkina Faso	U.n.d.p.	Miscellaneous	141,708.56
Burkina Faso	Recif/Ong-bf	Miscellaneous	54,497.43
Burkina Faso	Burotic Services	Office Equipment	46,165.99
Burkina Faso	Kan Augustin Bernard	Miscellaneous	43,715.45
Burkina Faso	Cameg	Pharmaceuticals	39,020.27
Burkina Faso	Nare Christine, Mrs	Miscellaneous	32,930.28
Cambodia	Ponleu Khmer Printing House	Publication/Printing	118,332.60
Cambodia	Undp Phnom Penh	Miscellaneous	75,467.27
Cambodia	Seng Chhay Our	Miscellaneous	33,600.00
Cambodia	National Committee For Pop&Development	Miscellaneous	32,210.00
Cameroon	Iford	Miscellaneous	88,317.82
Cameroon	Intek	Office Equipment	75,190.38
Cameroon	Hotel Hilton	Miscellaneous	69,890.75
Cameroon	Axa Agence Du Centre	Miscellaneous	42,014.96
Canada	Wyeth Pharmaceuticals	Contraceptives	5,707,200.39
Canada	Kartini International Consulting Inc.	Publication/Printing	113,692.00
Canada	Green Communication Design	Publication/Printing	43,052.00
Central African Republic	Olga Sammy Ngobo	Miscellaneous	68,180.11
Central African Republic	Institut Pasteur	Medical Equipment	55,495.00
Central African Republic	Kenghot Bertrand	Miscellaneous	35,732.40
Central African Republic	Edgard Tenehombi	Miscellaneous	33,481.22
China	Shanghai Pharmaceutical Import And	Pharmaceuticals	189,405.20
China	Beijing Renfa Rh Company Ltd.	Medical Equipment	122,698.85
China	Beijing Labidea Science And Technology	EDP Equipment	100,365.92
China	China National Medical Equipment And	Medical Equipment	52,207.84
China	Beijing Medicine & Health Products	Medical Equipment	40,905.52
Chad	Chd00p09-projet Chd00p09	Miscellaneous	34,840.00
Congo, The Democratic Republic	Kibangula	Miscellaneous	348,112.67
Congo, The Democratic Republic	Kingwaya	Miscellaneous	219,761.00
Congo, The Democratic Republic	Omari Faila	Miscellaneous	171,824.00
Congo, The Democratic Republic	Reseau Journalistes &Commun Population	Miscellaneous	160,632.00
Congo, The Democratic Republic	Fonds Social	Miscellaneous	127,980.00
Congo, The Democratic Republic	Appui A 3 Ongs -zai02p09	Publication/Printing	117,008.00
Congo, The Democratic Republic	C.e. Tech Group Sprl	Publication/Printing	86,546.00
Congo, The Democratic Republic	Nemundjare	Miscellaneous	84,598.35
Congo, The Democratic Republic	Projet Zai02p07 - Pnsr	Miscellaneous	67,000.00
Congo, The Democratic Republic	Kamanda	Miscellaneous	65,433.50
Congo, The Democratic Republic	Lionzo	Miscellaneous	63,792.50
Congo, The Democratic Republic	Atimango	Miscellaneous	63,006.98
Congo, The Democratic Republic	Vodacom Congo Rdc Sprl	Miscellaneous	62,046.01
Congo, The Democratic Republic	Refamp/Rep. Dem. Congo	Miscellaneous	58,458.75
Congo, The Democratic Republic	Programmedel'armeedeluttecontrelesida	Miscellaneous	56,000.00
Congo, The Democratic Republic	Katende	Miscellaneous	53,530.00
Congo, The Democratic Republic	Servicemedicaldel'inspectiongeneralepoli	Miscellaneous	50,260.00
Congo, The Democratic Republic	Vitalie	Miscellaneous	49,591.30
Congo, The Democratic Republic	Projet Appui A La Mise En Eouvre Du Pnrf	Miscellaneous	47,968.00
Congo, The Democratic Republic	United Nations Development Program	Miscellaneous	41,590.00
Congo, The Democratic Republic	Computer Network Corporation	EDP Equipment	36,654.00
Congo, The Democratic Republic	Communauteislamiqueenrep.dem.ducongo	Miscellaneous	35,950.00



**Major Equipment ordered by Agency during 2005**  
(Orders of USD 30,000 or more)

Agency/Country Procurement	Name of supplier	Description of goods (equipment)	Total Cost (USD)
<b>UNFPA cont.</b>			
Congo, The Democratic Republic	Union Africaine De Commerce	Miscellaneous	32,454.00
Congo, The Democratic Republic	Sapro	Office Equipment	30,826.45
Congo, The Democratic Republic	Engulu	Miscellaneous	29,999.60
Cote D'Ivoire	Ria	Publication/Printing	38,753.74
Cote D'Ivoire	Pharmacie De La Sante Publique (Psp-ci)	Medical Equipment	32,970.57
Cote D'Ivoire	S2im	Office Equipment	32,326.97
Cuba	Grupo Kapan International, S.a.	EDP Equipment	60,710.00
Cuba	Bdc International, S.a.	Medical Equipment	49,995.86
Cuba	Molinos Trade S.a.	Publication/Printing	42,600.00
Cuba	Division Tecnologica-corporacion Cimex,S	EDP Equipment	32,975.37
Denmark	Iapso Copenhagen	Vehicles	3,252,954.65
Denmark	Connectra Aps	Medical Equipment	601,389.61
Denmark	Danoffice Trading	EDP Equipment	271,168.47
Denmark	Peter Justesen Company A/S	EDP Equipment	237,303.08
Denmark	Scanprint	Publication/Printing	83,571.00
Denmark	Unicef Copenhagen	Medical Equipment	83,115.90
Denmark	Planson Europe	EDP Equipment	64,768.75
Denmark	Inter-agency Procurement Services Office	Vehicles	58,291.49
Denmark	Dell A/S	Office Equipment	52,572.68
Dominican Republic	Programa Naciones Unidas Para Desarrollo	Miscellaneous	33,104.37
Egypt	Mira Trade	Medical Equipment	39,972.42
Egypt	Silver Crest	Pharmaceuticals	35,745.34
El Salvador	Graficolor S.a. De C.v.	Publication/Printing	55,825.00
El Salvador	Programa De Las Naciones Unidas Para El	Miscellaneous	48,340.31
Equatorial Guinea	Pc Creation	Publication/Printing	103,332.27
Equatorial Guinea	Angel Mokara Moleila	Miscellaneous	76,831.40
Eritrea	United Nations Development Program	Miscellaneous	46,533.20
Ethiopia	Uneca	Miscellaneous	185,528.63
Ethiopia	Alta Computec Private Limited Company	EDP Equipment	38,848.66
Ethiopia	Jupiter Trading	EDP Equipment	32,639.02
Finland	Schering Oy	Contraceptives	912,931.00
France	Innotech International	Contraceptives	216,531.82
France	Wyeth Lederle	Contraceptives	181,035.43
France	Sofip Export	Office Equipment	62,906.98
France	Soicex Electronique	EDP Equipment	52,915.15
France	Typhon	Publication/Printing	40,404.89
Germany	Schering Ag	Contraceptives	10,599,706.52
Germany	Helm Pharmaceuticals Gmbh	Contraceptives	1,702,250.00
Germany	Wyeth-pharma G.m.b.h.	Contraceptives	744,742.60
Germany	Pgam Advanced Technologies Ag	Vehicles	474,743.00
Germany	Fleischhacker Gmbh And Co. Kg	Medical Equipment	346,145.82
Germany	Abbott Gmbh & Co. Kg	Medical Equipment	127,893.00
Germany	Karl Storz Gmbh & Co.kg	Medical Equipment	47,032.71
Germany	Daimlerchrysler Ag	Vehicles	32,959.71
Germany	Dv Systems Computerhandel & Leasing Gmbh	EDP Equipment	30,572.00
Ghana	Benson Educational Games Ltd	Medical Equipment	47,311.60
Gibraltar	Toyota Gibraltar Stockholdings Ltd	Vehicles	1,640,086.83
Guatemala	Undp Representative Quetzal Account	Miscellaneous	52,852.58
Guatemala	Hoteles, S.a.	Miscellaneous	43,197.22
Guatemala	Editorial Sur, S.a.	Publication/Printing	33,893.34
Guinea	Pnud	Miscellaneous	48,897.00
Guinea-Bissau	Undp	Miscellaneous	69,625.00
Haiti	Dauphin & Associates	Publication/Printing	43,265.42
Honduras	Iapso	Vehicles	443,299.03
Honduras	Papeleria E Imprenta Honduras	Publication/Printing	85,677.94
Honduras	Price Waterhouse	Miscellaneous	53,100.00
Honduras	Jetstereo	EDP Equipment	48,329.94
India	Famy Care Ltd	Contraceptives	4,631,228.09
India	Secretary, Ministry Of Health And Family	Miscellaneous	4,200,000.00
India	Hindustan Latex Ltd	Contraceptives	1,489,982.66
India	Indus Medicare Limited	Contraceptives	634,688.80
India	Pregna International Limited	Contraceptives	485,346.01
India	Smb Corporation Of India	Contraceptives	356,340.61
India	Sterikit India	Medical Equipment	194,940.00
India	Contech Devices Private Ltd	Contraceptives	122,478.71
India	Artek International	Medical Equipment	118,200.00
India	Medikits	Medical Equipment	112,585.00
India	Swaraj Mazda Limited	Medical Equipment	98,297.67
India	Undp	Miscellaneous	96,830.34
India	Brinder Kaur	Miscellaneous	90,110.90
India	India Prints	Publication/Printing	75,030.37
India	Director, Nihfw	Miscellaneous	57,801.04
India	Mahindra & Mahindra Ltd. Automotive Sect	Vehicles	55,265.00
India	Niit Gis Limited	EDP Equipment	35,359.95
Indonesia	Pt. Inter Experta	Miscellaneous	2,719,241.16
Indonesia	Pt. Kimia Farma Trading & Distribution	Contraceptives	481,048.32
Indonesia	Pt. Era Surya Persada	Vehicles	330,906.19
Indonesia	P. T. Yafefa Primarta	Contraceptives	208,803.74
Indonesia	Pt. Astra International Tbk.	Vehicles	118,065.60
Indonesia	Pt. Trimitra Sehati	Miscellaneous	97,520.13
Indonesia	Pt. Astra International Tbk. -toyota	Vehicles	78,654.05
Indonesia	Pt. Wahana Artha Harsaka	Vehicles	75,373.29
Indonesia	Pt. Primattech Computama Informatindo	EDP Equipment	71,584.00
Indonesia	Pt. Karlin Mastrindo	EDP Equipment	64,310.00
Indonesia	Ganda Pramesti Pratiwi	Miscellaneous	49,452.64

**Major Equipment ordered by Agency during 2005**  
(Orders of USD 30,000 or more)

Agency/Country Procurement	Name of supplier	Description of goods (equipment)	Total Cost (USD)
<b>UNFPA cont.</b>			
Iran (Islamic Republic Of)	Undp Iran	Miscellaneous	103,668.00
Iran (Islamic Republic Of)	Ministry Of Health & Medical Education	Medical Equipment	50,000.00
Iran (Islamic Republic Of)	Sherkat Sahami Darooie Keshvar	Medical Equipment	49,720.52
Iran (Islamic Republic Of)	Toyota Company	Vehicles	48,875.43
Ireland	Trinity Biotech	Medical Equipment	104,891.00
Israel	United Nations Development Programmepapp	Miscellaneous	74,159.10
Italy	Fazzini S.r.l.	Medical Equipment	145,948.60
Italy	World Food Programme	Vehicles	43,668.04
Jamaica	Jamaica Property Company Ltd	Miscellaneous	79,871.88
Japan	Toyota Motor Corporation	Vehicles	1,057,050.11
Japan	Nissei Trading Co., Ltd.	Medical Equipment	58,293.00
Japan	Eisai Company Limited	Contraceptives	39,233.41
Kenya	Sciencescope Limited	Pharmaceuticals	231,220.34
Kenya	Telemedia Communications Ltd.	EDP Equipment	148,349.96
Kenya	Toyota East Africa Ltd	Vehicles	78,234.14
Kenya	Blue Chip Technologies Ltd	EDP Equipment	74,008.46
Kenya	Unon(usd)	Miscellaneous	56,261.22
Kenya	Nairobi Health Management Board	Miscellaneous	54,000.00
Kenya	Cdn Peer Counselling Programme	Miscellaneous	41,305.71
Kenya	Omaera Pharmaceuticals Ltd.	Pharmaceuticals	37,148.90
Kenya	Oceanview Pharmaceutical Ltd	Pharmaceuticals	36,810.01
Kenya	Foundation Press	Publication/Printing	33,108.33
Kenya	Tonaz Agencies	Publication/Printing	32,882.64
Korea, Republic of	Unidus Corporation	Contraceptives	6,204,692.33
Korea, Republic of	Hankook Latex Gongup Co., Ltd.	Contraceptives	32,000.00
Lao People's Democratic Rep	Viengthong Pharma Company Ltd	Medical Equipment	34,792.00
Lesotho	Gemma Luzuka	Miscellaneous	61,172.41
Liberia	Africa Motors	Vehicles	53,800.00
Liberia	Reelin Liberia Inc.	Vehicles	41,600.00
Liberia	Protech Communication Inc	EDP Equipment	30,280.00
Malawi	Banja La Mtsogolo	Contraceptives	68,389.72
Malawi	Harvey Mwanza	Miscellaneous	60,918.31
Malawi	Daniel Msonda	Miscellaneous	42,066.55
Malawi	United Nations Development Programme	Miscellaneous	34,796.23
Malawi	Capital Furniture Company Ltd	Miscellaneous	33,099.29
Malaysia	Dongkuk Techco Rubber Industries Sdn Bhd	Contraceptives	130,263.04
Malaysia	Dell Asia Pacific Sdn	EDP Equipment	41,390.00
Maldives	Undp Male'	Miscellaneous	119,069.86
Mali	Asl Mali	Medical Equipment	50,582.58
Mali	Technipho	Office Equipment	35,524.19
Mauritania	Ets. Mohamed Yeslem O. Cheikh	Office Equipment	36,404.54
Mauritania	Mauritanie Tout Decors	Publication/Printing	32,534.69
Mexico	Pilar Gomez De Abascal	Miscellaneous	109,200.00
Mexico	Aplicaciones Farmaceuticas, S.a. De C.v.	Contraceptives	51,931.88
Mexico	Hoteles Sheraton, S.a. De C.v.	Miscellaneous	49,887.83
Mexico	Copiteca, S.a. De C.v.	Publication/Printing	36,692.94
Moldova, Republic of	Gunivas Publishing House	Publication/Printing	57,368.10
Moldova, Republic of	Vitejesc Srl	Publication/Printing	31,834.46
Mongolia	Summit Corn Tech Co., Ltd	EDP Equipment	32,107.56
Mongolia	Undp Mongolia	Miscellaneous	30,258.68
Mongolia	National Statistical Office Of Mongolia	Miscellaneous	30,000.00
Morocco	Ab Medias	Publication/Printing	44,538.86
Mozambique	Serigrafia Crescente	Publication/Printing	243,736.09
Mozambique	Bytes & Pieces, Lda	EDP Equipment	157,035.75
Mozambique	Academica Lda	Publication/Printing	92,166.99
Mozambique	Dataserv Lda	EDP Equipment	43,988.96
Myanmar	Myit Mahar Trading Co., Ltd.	Pharmaceuticals	86,980.51
Myanmar	Mmcwa	Miscellaneous	82,738.00
Myanmar	Department Of Health Planning	Miscellaneous	69,863.73
Myanmar	Yee Shin Company Limited	Medical Equipment	56,313.61
Namibia	Gensec	Miscellaneous	40,459.67
Nepal	M/S A.s. Enterprises	Medical Equipment	58,631.55
Nepal	Pharma-med International	Medical Equipment	55,827.26
Nepal	Elcomed Trade Link	Medical Equipment	35,589.21
Nepal	International Electronics Concern Pvt.It	EDP Equipment	35,012.50
Nepal	Mass Printing Press	Publication/Printing	30,979.72
Nepal	M/S General Surgical Suppliers	Medical Equipment	30,861.41
Netherlands	Imres	Med. Eq/Pharmaceuticals	8,240,300.94
Netherlands	Hoogwegt International Bv	Pharmaceuticals	6,555,873.23
Netherlands	N.v. Organon	Contraceptives	5,339,197.86
Netherlands	The Medical Export Group Bv	Med. Eq/Pharmaceuticals	4,366,523.16
Netherlands	Drc Bv	Medical Equipment	1,386,259.45
Netherlands	Sgs Nederland B.v.	Contraceptives	203,335.65
Netherlands	Santpoort Project Supplies	EDP Equipment	122,547.24
Netherlands	Dutchmed International B.v.	Medical Equipment	98,544.70
Netherlands	Simed International B.v.	Medical Equipment	33,209.42
Nicaragua	Ministerio De Salud	Miscellaneous	115,000.00
Nicaragua	Azimat De Nicaragua, S.a.	Miscellaneous	30,000.00

**Major Equipment ordered by Agency during 2005**  
(Orders of USD 30,000 or more)

Agency/Country Procurement	Name of supplier	Description of goods (equipment)	Total Cost (USD)
<b>UNFPA cont.</b>			
Niger	Bio-plus Consommables Medicaux	Medical Equipment	105,881.97
Niger	Buropa	Office Equipment	45,734.87
Niger	Pharmacie Espoir	Pharmaceuticals	37,708.58
Niger	Technologie Medicale Sarl	Medical Equipment	36,403.14
Niger	Cermes	Miscellaneous	35,586.18
Niger	B.e.t.p.	EDP Equipment	34,712.57
Niger	Groupe Magor Meditec	Medical Equipment	32,583.89
Niger	Aides Alimentaires Du Fnuap	Miscellaneous	32,169.92
Nigeria	Adamawa Broadcasting Corporation	Miscellaneous	277,500.00
Nigeria	Medical & Dental Provider Network Ltd.	Medical Equipment	132,205.45
Nigeria	Fobac Equipment Mfg Co Limited	Medical Equipment	110,556.42
Nigeria	Ikyagba Pavihya	Miscellaneous	78,525.59
Nigeria	Basic Sharp Services	EDP Equipment	78,502.44
Nigeria	Soma Associates	Publication/Printing	62,871.65
Nigeria	Gtesc Limited	Office Equipment	46,631.46
Nigeria	Abuja Sheraton	Miscellaneous	44,453.15
Pakistan	Medipharm (Private) Limited	Contraceptives	1,925,551.56
Pakistan	United Nations Children's Fund	Medical Equipment	532,575.04
Pakistan	Rustam Towel (Pvt) Limited	Medical Equipment	467,265.94
Pakistan	Marvel Enterprises	Miscellaneous	466,417.90
Pakistan	Khawaja Sons	Pharmaceuticals	260,368.76
Pakistan	Strongman Medifur Systems (Pvt) Limited	Medical Equipment	125,096.24
Pakistan	M/S Dewan Farooque Motors Limited	Vehicles	106,105.72
Pakistan	M/S Siemens Pakistan Engineering Co. Ltd	Medical Equipment	98,322.19
Pakistan	M/S Team-nayer	Medical Equipment	86,906.38
Pakistan	Sameed Enterprises	Medical Equipment	69,587.14
Pakistan	M/S Quality Medical Services	Medical Equipment	68,368.28
Pakistan	New Jubilee Life Insurance Company Ltd.	Miscellaneous	42,039.52
Pakistan	Standard Chartered Bank	Office Equipment	40,000.00
Papua New Guinea	Undp - Png	Miscellaneous	50,932.40
Paraguay	Programa De Las Nn.uu. P/ El Desarrollo	Miscellaneous	36,915.22
Peru	Banco Continental-unfpa	Miscellaneous	8,002,323.97
Peru	Banco Continental-planilla Haberes Inei	Miscellaneous	2,325,400.42
Peru	Banco Continental-planilla Personal Inei	Miscellaneous	1,674,530.63
Peru	Ahseco Peru S.a.	Medical Equipment	895,336.61
Peru	Properu Publicidad S.a.c.	Miscellaneous	708,617.58
Peru	Enotria S.a.	Miscellaneous	335,286.10
Peru	Polysistemas S.a.c.	EDP Equipment	216,658.05
Peru	Unfpa-Inei Per6p101-iquitos	Miscellaneous	160,409.46
Peru	Servicios Postales Del Peru S.a.	Miscellaneous	148,463.77
Peru	Compania De Seguridad Prosegur S.a.	Miscellaneous	137,635.98
Peru	Unfpa-Inei Per6p101-lima	Miscellaneous	125,156.91
Peru	Latina Seguros Y Reaseguros S.a.	Miscellaneous	124,830.20
Peru	Comercializadora Rejas S.a.c.	Miscellaneous	121,846.15
Peru	Corporacion Valtaks S.c.r.l.	Miscellaneous	116,703.74
Peru	Banco De Credito Del Peru	Miscellaneous	109,265.16
Peru	Unfpa-Inei Per6p101-cuenta Principal	Miscellaneous	93,830.95
Peru	Bolsas Y Plasticos Canepa S.r.l.	Office Equipment	91,623.92
Peru	Emilio Farid Matuk Castro	Miscellaneous	84,662.94
Peru	Alfavia S.a.c.	Miscellaneous	81,661.77
Peru	Centro De Culturas Indigenas Chirapaq	Miscellaneous	80,646.81
Peru	Integradores Tecnologicos Sac	EDP Equipment	80,085.24
Peru	Unfpa-Inei Per6p101-cajamarca	Miscellaneous	75,432.68
Peru	Drokasa Peru S.a.	Office Equipment	71,799.71
Peru	Unfpa-inei Per6p101-ayacucho	Miscellaneous	68,138.40
Peru	Tai Heng S.a.	Office Equipment	64,419.27
Peru	Continental S.a.c.	Office Equipment	64,360.70
Peru	Unfpa-Inei Per6p101-huancayo	Miscellaneous	61,587.60
Peru	Red Y Com S.a.	EDP Equipment	61,103.99
Peru	Unfpa-Inei Per6p101-cusco	Miscellaneous	60,036.20
Peru	Computel S.a.	Office Equipment	59,766.07
Peru	Unfpa-Inei Per6p101-trujillo	Miscellaneous	58,439.17
Peru	Xerox Del Peru S.a.	Office Equipment	55,646.86
Peru	Unfpa-Inei Per6p101-puno	Miscellaneous	54,954.97
Peru	Unfpa - Inei Per6p101 - Pucallpa	Miscellaneous	54,186.21
Peru	Administradora De Neg De Transp Sac	Miscellaneous	53,651.09
Peru	Unfpa-Inei Per6p101-piura	Miscellaneous	52,752.75
Peru	Edicex S.r.l.	Office Equipment	52,200.00
Peru	Unfpa-Inei Per6p101-arequipa	Miscellaneous	49,732.97
Peru	Unfpa-inei Per6p101-chachapoyas	Miscellaneous	49,452.19
Peru	Rodrigo Ernesto Malaga Kohler	Miscellaneous	48,518.20
Peru	Oficentro E.i.r.l.	Miscellaneous	45,478.33
Peru	Unfpa-inei Per6p101-huancavelica	Miscellaneous	42,940.80
Peru	Ransa Comercial S.a.	Miscellaneous	42,566.33
Peru	Unfpa-inei Per6p101-abancay	Miscellaneous	41,933.29
Peru	Q&P Impresores S.r.l.	Miscellaneous	41,367.70
Peru	Unfpa-Inei Per6p101-chiclayo	Miscellaneous	38,802.31
Peru	Unfpa-Inei Per6p101-lima-provincia	Miscellaneous	38,342.65
Peru	Unfpa-Inei Per6p101-huanuco	Miscellaneous	37,626.74
Peru	Arvifesa Comercial	EDP Equipment	37,604.00
Peru	Getting Things Done Successfully S.a.c.	Miscellaneous	36,890.00
Peru	Unfpa-inei Per6p101-huaraz	Miscellaneous	36,521.69
Peru	Dora Luisa Lizarraga Pinto	Miscellaneous	36,376.31
Peru	Industria Grafisol S.a.	Publication/Printing	35,466.08
Peru	Telefonica Empresas Peru S.a.a.	Miscellaneous	34,931.59
Peru	Grafica Nanez S.a.	Office Equipment	33,142.41
Peru	Abg Promociones S.a.c.	Office Equipment	31,671.78
Peru	Unfpa-Inei Per6p101-tarapoto	Miscellaneous	30,511.79
Philippines	First Datacorp	EDP Equipment	198,353.68
Philippines	Undp Representative Peso Account	Miscellaneous	147,639.00
Philippines	Micro Phase Enterprise Company	Miscellaneous	53,574.49
Portugal	Ana Paula Faria	Publication/Printing	36,024.10
Romania	Ministry Of Foreign Affairs Of Romania	Miscellaneous	96,000.00
Rwanda	Kinyamateka	Publication/Printing	101,227.37
Rwanda	Organisation Of African First Ladies	Miscellaneous	40,000.00

**Major Equipment ordered by Agency during 2005**  
(Orders of USD 30,000 or more)

Agency/Country Procurement	Name of supplier	Description of goods (equipment)	Total Cost (USD)
<b>UNFPA cont.</b>			
Senegal	Fondation Fahd	Miscellaneous	42,186.61
Senegal	Cesag	Miscellaneous	40,926.55
South Africa	Daeta International Trading C.c	Medical Equipment	111,826.47
South Africa	Students Partnership Worldwide	Miscellaneous	69,281.91
South Africa	Analysed Computer Solutions	EDP Equipment	67,864.62
South Africa	Sterling Export Corporation	EDP Equipment	51,608.28
South Africa	Dell (Pty) Ltd	Office Equipment	49,767.26
South Africa	Fotocats Expert	EDP Equipment	39,940.49
South Africa	Swedorcar Menlyn	Vehicles	31,265.73
South Africa	Melrose Nissan	Vehicles	30,416.48
Sri Lanka	Mr. Dinesh Butani	Miscellaneous	53,625.00
Sudan	Golden Arrow Co. Ltd	Vehicles	184,500.00
Sudan	Switch Comapny For Trading & Eng	Office Equipment	49,895.52
Sudan	Sudanese Association For Music & Art	Miscellaneous	36,641.05
Sudan	Unfpa Service Contract Holders	Miscellaneous	36,545.11
Sudan	Conquers Computer & Engineering Co.ltd.	Office Equipment	31,243.27
Sweden	Apoteket Ab	Miscellaneous	34,234.19
Switzerland	Cilag Gmbh International	Contraceptives	1,147,932.35
Switzerland	Peter Edward Hall	Contraceptives	50,000.00
Switzerland	Fipoi-fondation Des Immeubles	Miscellaneous	46,071.54
Switzerland	United Nations Office Geneva	Miscellaneous	35,223.69
Syrian Arab Republic	Majed Alshater	Publication/Printing	99,314.80
Syrian Arab Republic	Rami Al-aydi	Publication/Printing	65,521.18
Syrian Arab Republic	Bytezone Trading Establishment	EDP Equipment	34,515.00
Syrian Arab Republic	Wissal Moukdad	Miscellaneous	33,771.37
Syrian Arab Republic	Oranos	EDP Equipment	33,323.16
Tanzania, United Republic of	Ministry Of Health Tz	Miscellaneous	600,000.00
Tanzania, United Republic of	Africa Health And Development Internatio	Miscellaneous	115,002.00
Tanzania, United Republic of	Reproduction And Child Health Section	Miscellaneous	74,333.01
Tanzania, United Republic of	Africa Media Group Ltd	Miscellaneous	72,187.79
Tanzania, United Republic of	Halima Shariff	Miscellaneous	55,200.27
Tanzania, United Republic of	Clouds Entertainment Company Ltd	Miscellaneous	49,084.66
Tanzania, United Republic of	Colour Print Tanzania Limited	Publication/Printing	48,346.30
Tanzania, United Republic of	Ellen Senkoro	Miscellaneous	48,136.36
Tanzania, United Republic of	The Print Factory Ltd.	Publication/Printing	46,264.36
Tanzania, United Republic of	United Nations Association Of Tanzania	Miscellaneous	45,016.76
Tanzania, United Republic of	Tanzania Audit Corporation	Miscellaneous	36,800.00
Tanzania, United Republic of	Kibera General Enterprises	Miscellaneous	36,662.55
Tanzania, United Republic of	Lab Equip Ltd	Medical Equipment	35,672.12
Tanzania, United Republic of	Television Zanzibar	Miscellaneous	34,881.48
Tanzania, United Republic of	Sauti Ya Tanzania Zanzibar	Miscellaneous	34,456.59
Tanzania, United Republic of	Coastal World Markets Linking	Publication/Printing	34,011.09
Tanzania, United Republic of	National Institute For Medical Research	Miscellaneous	31,520.18
Tanzania, United Republic of	Umati/Aya	Miscellaneous	31,247.33
Tanzania, United Republic of	Nelly Iteba	Miscellaneous	30,331.26
Thailand	Suretex Limited	Contraceptives	503,042.00
Togo	Cfao Togo	Vehicles	32,134.78
Turkey	Damla Matbaacilik Reklam Ve Yayin Ltd.st	Publication/Printing	79,333.84
Uganda	Lonrho Motors Uganda Ltd	Vehicles	39,817.00
Ukraine	Rest Lic	Miscellaneous	43,138.11
United Arab Emirates	Wfp-United Arab Emirates Imprest Account	Miscellaneous	88,425.46
United Kingdom	The Female Health Company	Contraceptives	3,598,342.21
United Kingdom	Ssl International Plc	Contraceptives	3,213,091.95
United Kingdom	Mtv Networks Europe	Miscellaneous	275,000.00
United Kingdom	Rkcr / Y&R	Publication/Printing	150,000.00
United Kingdom	Morningside Pharmaceuticals Ltd	Medical Equipment	96,850.00
United Kingdom	Eagle Scientific Limited	Medical Equipment	93,316.58
United Kingdom	Pharmchem International Limited	Medical Equipment	77,340.00
United Kingdom	Rockhopper Productions Ltd.	Miscellaneous	63,868.62
United Kingdom	Land Rover & Ford Project Vehicles	Vehicles	62,884.00
United Kingdom	Conrico International Limited	Vehicles	47,494.00
United Kingdom	Durbin Plc	Medical Equipment	41,054.65
United Kingdom	Alexander Forbes Insurance Age	Vehicles	40,957.15
USA	United Med-health International Corp	Contraceptives	3,210,558.20
USA	Qingdao Jiuh Industrial Co., Ltd.	Contraceptives	3,033,935.50
USA	Gedeon Richter Usa, Inc.	Contraceptives	830,229.72
USA	Prographics, Inc.	Publication/Printing	822,192.93
USA	820 Second Avenue Associates	Miscellaneous	436,179.95
USA	Dell Marketing L.p.	EDP Equipment	366,101.59
USA	Pbm Graphic, Inc.	Publication/Printing	341,481.89
USA	Gaumard Scientific Company	Medical Equipment	193,867.05
USA	Canon Business Solutions	Miscellaneous	184,767.28
USA	Unops	Miscellaneous	150,118.00
USA	Training Resources Group	Miscellaneous	140,849.05
USA	Undp Zimbabwe	Vehicles	121,957.94
USA	Tedae, Llc	Miscellaneous	114,480.00
USA	Zhejiang Daji Medical Instrument Co. Ltd	Medical Equipment	113,072.85
USA	Office Depot	Office Equipment	104,927.95
USA	Dit Solutions	EDP Equipment	104,725.00
USA	Real Design Associates Inc	Miscellaneous	94,170.00
USA	Pan Intl Conference And Language Service	Miscellaneous	94,084.42
USA	American Management Association	Miscellaneous	88,186.00
USA	Aramark Services, Inc.	Miscellaneous	73,373.80
USA	Proforma Print Graphics	Publication/Printing	72,272.00
USA	Emerson Wajdowicz Studios, Inc.	Publication/Printing	67,130.00
USA	Conceptual Litho Reproductions, Llc	Publication/Printing	63,920.00
USA	Novell, Inc	EDP Equipment	63,628.00
USA	Planson International Corporation	Office Equipment	56,320.00
USA	Educational Radio(ertv )	Miscellaneous	56,134.00
USA	Kay Printing And Envelope Co., Inc.	Publication/Printing	55,601.00
USA	Professional Financial Temporaries, Inc.	Miscellaneous	54,600.00
USA	Allied Office Products Inc	Miscellaneous	54,307.25

**Major Equipment ordered by Agency during 2005**  
(Orders of USD 30,000 or more)

Agency/Country Procurement	Name of supplier	Description of goods (equipment)	Total Cost (USD)
<b>UNFPA cont.</b>			
USA	Spi Publisher Services	Publication/Printing	50,000.00
USA	Sakhi	Publication/Printing	45,693.00
USA	Peter J. Marcus Advertising, Inc.	Miscellaneous	44,369.00
USA	Marsh Usa Inc.	Miscellaneous	43,110.46
USA	Cambridge Catering	Miscellaneous	42,655.01
USA	Continental Resources, Inc.	EDP Equipment	39,289.47
USA	A.k. Office Supplies Ltd.	Publication/Printing	37,769.00
USA	Calvert Group	Miscellaneous	37,650.00
USA	New Generation International Ltd.	EDP Equipment	34,450.00
USA	International House	Miscellaneous	34,309.78
USA	Cm Fashions	Miscellaneous	34,004.08
USA	Thomas Craven Film Corporation	Miscellaneous	30,983.00
USA	Web Mechanics, Inc.	Miscellaneous	30,950.00
Uzbekistan	Unhcr Representation In Uzbekistan	Miscellaneous	38,358.00
Venezuela	Manpower De Venezuela, C.a	Miscellaneous	56,206.95
Venezuela	Inversiones La Palma Xxi C.a	Miscellaneous	42,000.00
Venezuela	Asoc.vzlana.de Estudios De La Poblacion	Miscellaneous	40,300.76
Venezuela	Aranka Editores C.a	Miscellaneous	31,953.61
Viet Nam	Hanoi Pharmaceutical And Medical Equip.	Pharmaceuticals	97,835.26
Viet Nam	Dat Thanh Company Limited	Medical Equipment	96,501.45
Viet Nam	Metech Medical Equipment Company	Medical Equipment	62,538.06
Yemen	New Technology	EDP Equipment	54,915.00
Zambia	Central Board Of Health,	EDP Equipment	199,082.97
Zambia	Undp Zambia	Miscellaneous	38,414.12
Zimbabwe	Johnson & Johnson	Medical Equipment	351,714.57
Zimbabwe	Porsche Investment	Medical Equipment	96,923.08
Zimbabwe	Gs Procurement Consultants Trading Cc	Medical Equipment	89,700.00
Zimbabwe	Medtech	Medical Equipment	37,513.01
<b>UNHCR</b>			
Australia	Codan Ltd.	Codan Ngt Srx Hf Transceiver With Handset, Speaker, Connecting Cable And Manual	300,911.85
Australia	Codan Ltd.	Codan P/N 02-10572 (Note: Dc Cable Not Included)	232,031.25
Australia	Codan Ltd.		150,455.93
Australia	Codan Ltd.	Hf Mobile Antenna Codan 9350	131,420.97
Australia	Codan Ltd.	Hf Mobile Antenna Codan 9350	112,597.66
Australia	Codan Ltd.	Codan P/N 02-10572 (Note: Dc Cable Not Included)	75,572.52
Australia	Codan Ltd.	Codan Ngt Srx Hf Transceiver With Handset, Speaker, Connecting Cable And Manual	75,572.52
Australia	Codan Ltd.		75,000.00
Australia	Codan Ltd.	Codan Ngt Srx Hf Transceiver With Handset, Speaker, Connecting Cable And Manual	60,182.37
Australia	Codan Ltd.	Acc,Codan Junction Box Ngt Sr	54,296.88
Australia	Codan Ltd.	Hf Mobile Antenna Codan 9350	44,007.63
Australia	Codan Ltd.	Hf Mobile Antenna Codan 9350	44,007.63
Australia	Codan Ltd.	Hf Mobile Antenna Codan 9350	43,806.99
Australia	Codan Ltd.	Hf Mobile Antenna Codan 9350	43,674.24
Australia	Codan Ltd.	Codan 5900 Ku-band 40 W High Power Transceiver-part#02-10478	31,780.00
Belgium	Alpinter		96,675.71
Burundi	Interpetrol	Codan P/N 02-10572 (Note: Dc Cable Not Included)	498,469.00
China	Shenzhen Palm Beach Camping Manufacturin	Plastic Tarpaulins Reinforced	971,600.00
China	Shenzhen Palm Beach Camping Manufacturin	Plastic Tarpaulins Reinforced	694,000.00
China	Guangdong Heng Shen Imp & Exp. Co. Ltd	Codan Ngt Srx Hf Transceiver With Handset, Speaker, Connecting Cable And Manual	650,668.00
China	Qingdao Gyoha En Tech Co. Ltd.	Plastic Tarpaulins Reinforced	572,880.00
China	Shenzhen Palm Beach Camping Manufacturin	Plastic Tarpaulins Reinforced	508,090.00
China	Qingdao Gyoha En Tech Co. Ltd.	Plastic Tarpaulins Reinforced	483,469.80
China	Qingdao Gyoha En Tech Co. Ltd.		356,840.00
China	Shenzhen Palm Beach Camping Manufacturin	Plastic Tarpaulins Reinforced	311,144.00
China	Qingdao Gyoha En Tech Co. Ltd.	Plastic 4m X 50m Multi Purpose Roll	170,500.00
China	Qingdao Gyoha En Tech Co. Ltd.	Plastic Tarpaulins Reinforced	170,500.00
China	Shenzhen Palm Beach Camping Manufacturin	Plastic Tarpaulins Reinforced	170,500.00
China	Qingdao Gyoha En Tech Co. Ltd.	Tent Lightweight Emergency Shelter	143,929.28
China	Qingdao Gyoha En Tech Co. Ltd.	Tent Lightweight Emergency Shelter	136,400.00
China	Guangdong Heng Shen Imp & Exp. Co. Ltd	Codan P/N 02-10572 (Note: Dc Cable Not Included)	131,600.00
China	Qingdao Gyoha En Tech Co. Ltd.	Plastic Tarpaulins Reinforced	111,550.00
China	Qingdao Gyoha En Tech Co. Ltd.	Jogging Suit 100% Cotton	102,300.00
China	Qingdao Gyoha En Tech Co. Ltd.	Cloth For Sanitary Napkins 100% Cotton	102,300.00
China	Qingdao Gyoha En Tech Co. Ltd.	Emergency Field Kit	81,840.00
China	Qingdao Gyoha En Tech Co. Ltd.	Cement	81,840.00
China	Qingdao Gyoha En Tech Co. Ltd.	Plastic Tarpaulins Reinforced	71,368.00
China	Qingdao Gyoha En Tech Co. Ltd.	Codan Ngt Srx Hf Transceiver With Handset, Speaker, Connecting Cable And Manual	68,200.00
China	Qingdao Gyoha En Tech Co. Ltd.		68,200.00
China	Qingdao Gyoha En Tech Co. Ltd.	Codan P/N 02-10572 (Note: Dc Cable Not Included)	68,200.00
China	Qingdao Gyoha En Tech Co. Ltd.	Codan P/N 02-10572 (Note: Dc Cable Not Included)	61,380.00
China	Qingdao Gyoha En Tech Co. Ltd.	Plastic Tarpaulins Reinforced	57,510.00
China	Qingdao Gyoha En Tech Co. Ltd.		40,920.00
China	Qingdao Gyoha En Tech Co. Ltd.	Plastic Tarpaulins Reinforced	40,920.00
China	Beijing Jingmian Textile Ltd	Codan Ngt Srx Hf Transceiver With Handset, Speaker, Connecting Cable And Manual	39,600.00
China	Qingdao Gyoha En Tech Co. Ltd.	Codan Ngt Srx Hf Transceiver With Handset, Speaker, Connecting Cable And Manual	37,510.00
China	China Ningbo Cixi Import And Export Corp		32,076.00
China	Qingdao Gyoha En Tech Co. Ltd.	Codan P/N 02-10572 (Note: Dc Cable Not Included)	30,690.00
Denmark	Bukkehave Ltd.	Plastic Tarpaulins Reinforced	273,600.00
Denmark	Bukkehave Ltd.	Plastic Tarpaulins Reinforced	192,607.14
Denmark	Kjaer +Kjaer A/S	Motorcycle Honda Nxr 125 Off-road	114,660.00
Denmark	Bukkehave Ltd.	Plastic Tarpaulins Reinforced	96,303.57
Denmark	Danimex Communication	Trx, Vhf Hand Nokb Gp340	94,323.00
Denmark	Danimex Communication	Vhf Handheld Transceiver Gp360	89,152.50
Denmark	Danimex Communication	Vhf Handheld Transceiver Gp360	89,152.50
Denmark	Danimex Communication	Trx, Vhf Hand Nokb Gp340	78,602.50
Denmark	Missionpharma A/S	Vaccines	72,694.00
Denmark	Missionpharma A/S	Miscellaneous Drugs	71,445.00
Denmark	Danimex Communication	Vhf Handheld Transceiver Gp360	71,322.00
Denmark	Cicci Aps	Plastic Tarpaulins In Rolls (4m X 50m)	70,765.37
Denmark	Kjaer +Kjaer A/S	Motorcycle Honda Nxr 125 Off-road	68,292.00
Denmark	Danimex Communication	Vhf Mobile Gm360	66,212.00
Denmark	Danimex Communication	Trx, Vhf Hand Nokb Gp340	62,882.00
Denmark	Danimex Communication	Trx, Vhf Hand Nokb Gp340	62,882.00
Denmark	Kjaer +Kjaer A/S	Motorcycle Honda Nxr 125 Off-road	61,274.00
Denmark	Danimex Communication	Trx, Vhf Hand Fullkb Gp380	58,086.00

**Major Equipment ordered by Agency during 2005**  
(Orders of USD 30,000 or more)

Agency/Country Procurement	Name of supplier	Description of goods (equipment)	Total Cost (USD)
<b>UNHCR cont.</b>			
Denmark	Cicci Aps	Saree	56,250.00
Denmark	Danimex Communication	Vhf Handheld Transceiver Gp360	53,491.50
Denmark	Danimex Communication	Vhf Handheld Transceiver Gp360	53,491.50
Denmark	Bukkehave Ltd.	Plastic Tarpaulins Reinforced	49,978.82
Denmark	Danimex Communication	Vhf Mobile Gm360	49,659.00
Denmark	Danimex Communication	Vhf Mobile Gm360	49,659.00
Denmark	Bukkehave Ltd.	Plastic Tarpaulins Reinforced	49,571.00
Denmark	Kjaer +Kjaer A/S	Motorcycle,Honda,Off Road Xl125 Sl Dk	48,652.17
Denmark	Danoffice Plc	Desktop,Hp Dc7100 Cmt (Part# Dx438av)	47,642.95
Denmark	Danimex Communication	Motorola - Vhf Repeater Motorola Radius Gr 500	46,423.80
Denmark	Danoffice Plc	Desktop,Hp Dc7100 Cmt (Part# Dx438av)	46,069.96
Denmark	Danoffice Plc	Pack-nbook,Hp,Nc8230	37,578.69
Denmark	Danimex Communication	Standard Battery For Gp340	35,830.00
Denmark	Danimex Communication	Vhf Handheld Transceiver Gp360	35,661.00
Denmark	Danimex Communication	Vhf Mobile Gm360	33,106.00
Denmark	Danimex Communication	Vhf Mobile Gm360	33,106.00
Denmark	Danoffice Plc	Desktop,Hp Dc7100 Cmt (Part# Dx438av)	32,907.12
Denmark	Danoffice Plc	Desktop, Hp, Dc7100, Cmt (Part # Dx438av)	31,197.10
Denmark	Danimex Communication	Satellite Terminal Thuraya Handheld	31,000.00
Finland	Naps Systems Oy	Solar System 200w(complete)	89,298.25
Finland	Naps Systems Oy	Solar System 200w(complete)	39,610.89
Finland	Naps Systems Oy	Solar System 100w(complete)	36,700.84
Finland	Naps Systems Oy	Solar System 100w(complete)	35,584.80
Finland	Naps Systems Oy	Solar System 100w(complete)	31,569.39
France	Guilbert France	Office Supplies	47,058.82
France	lcom France	Vhf Repeater,Transportable,lcom If-110r Track	40,561.12
France	Cps - Cfao Group	Engine,Outboard(2 Stroke)	35,953.31
France	Cps - Cfao Group	Engine,Outboard(2 Stroke)	32,166.02
Germany	Boss Pro-tec	Truck, Refurbished,4x4, Mb1017	486,682.81
Germany	Boss Pro-tec	Truck, Refurbished,4x4, Mb1017	354,029.06
Germany	Boss Pro-tec	Truck, Refurbished,4x4, Mb1017	283,223.25
Germany	Boss Pro-tec	Truck, Refurbished,4x4, Mb1017	283,223.25
Germany	Boss Pro-tec	Truck, Refurbished,4x4, Mb1017	280,261.44
Germany	Polimoon Gmbh	Jerrycan Semi-collapsible 10 L	241,578.67
Germany	Fww Fahrzeugwerk Gmbh	Options/Spare Parts For Mercedes	179,783.18
Germany	Koch Anhängerwerke Gmbh & Co. Kg	987.26 M2 At Eur 33.50/M2 Plus Peel Test Removal And Replacement Of 5.2m2 Total Eur 252.20	170,698.55
Germany	Koch Anhängerwerke Gmbh & Co. Kg		162,227.60
Germany	Motorenfabrik Hatz Gmbh & Co. Kg	Gen Hatz 10 Kva Air Cooled	150,659.77
Germany	Motorenfabrik Hatz Gmbh & Co. Kg	Pot,With 8l Lid , For Stove Save 80	118,384.57
Germany	Boss Pro-tec	Truck, Refurbished,4x4, Mb1017	98,048.78
Germany	Boss Pro-tec	Truck, Refurbished,4x4, Mb1017	96,634.62
Germany	Polimoon Gmbh	Jerrycan Semi-collapsible 10 L	96,135.53
Germany	Fww Fahrzeugwerk Gmbh	Options/Spare Parts For Mercedes	90,102.43
Germany	Boss Pro-tec	Options/Spare Parts For Mercedes	84,854.85
Germany	Boss Pro-tec	Tipper Truck ,Mercedes Benz, 4x4, 11t	70,065.36
Germany	Boss Pro-tec	Truck, Refurbished,4x4, Mb1017	69,520.10
Germany	Polimoon Gmbh	Jerrycan Semi-collapsible 10 L	66,765.33
Germany	Fww Fahrzeugwerk Gmbh	Truck, Refurbished,4x4, Mb1017	65,520.00
Germany	Motorenfabrik Hatz Gmbh & Co. Kg	Stove,Save 80 (Interior Parts Made Of Stainless Steel)	55,765.13
Germany	Boss Pro-tec	Options/Spare Parts For Mercedes	47,493.97
Germany	Haverkamp Gmbh	Supply And Installation Of Anti-shatter Window Film As Follows:	43,440.51
Germany	Boss Pro-tec	Options/Spare Parts For Mercedes	41,600.00
Germany	Boss Pro-tec	Options/Spare Parts For Mercedes	40,970.67
Germany	Polimoon Gmbh	Jerrycan Semi-collapsible 10 L	32,045.18
Germany	Polimoon Gmbh	Gen Hatz 15 Kva Air Cooled	31,795.80
Germany	Polimoon Gmbh	Gen Hatz 15 Kva Air Cooled	31,704.10
Gibraltar	Star Project Vehicles Ltd	Truck,6x4,With Cargo Body 124/22mt	229,247.73
Gibraltar	Star Project Vehicles Ltd	Jerrycan Semi-collapsible 10 L	200,965.02
Gibraltar	Star Project Vehicles Ltd	Jerrycan Semi-collapsible 10 L	114,623.87
India	Vandana Logistics	Kitchen Set Type C	424,906.24
India	Geetanjali Woollens Pvt Ltd, Halol	Blanket Woven Dry Raised (Type A1/Ltr)	300,000.00
India	Parkash Woolen Industries	Blanket Woven Dry Raised (Type A1/Ltr)	284,026.40
India	Priyanka (India) Pvt Ltd	Kitchen Set Type B	248,250.00
India	Vandana Logistics	Kitchen Set Type B	199,400.00
India	Priyanka (India) Pvt Ltd	Kitchen Set Type B	198,600.00
India	Parkash Woolen Industries	Blanket Woven Dry Raised (Type A1/Ltr)	197,647.06
India	Parkash Woolen Industries	Blanket Woven Dry Raised (Type A1/Ltr)	184,615.38
India	Vandana Logistics	Kitchen Set Type B	171,499.52
India	Vandana Logistics	Kitchen Set Type B	159,520.00
India	Dhani Woollen Mills	Truck,6x4,With Cargo Body 124/22mt	157,500.00
India	Geetanjali Woollens Pvt Ltd, Halol	Blanket Woven Dry Raised (Type A1/Ltr)	157,500.00
India	Vandana Logistics	Kitchen Set Type B	149,550.00
India	Priyanka (India) Pvt Ltd	Blanket Woven Dry Raised (Type A1/Ltr)	148,950.00
India	Eastern Surgical Company	Blanket Woven Dry Raised (Type A1/Ltr)	143,900.20
India	Parkash Woolen Industries	Blanket Woven Dry Raised (Type A1/Ltr)	142,560.00
India	Parkash Woolen Industries	Blanket Woven Dry Raised (Type A1/Ltr)	134,126.78
India	Parkash Woolen Industries	Blanket Woven Dry Raised (Type A1/Ltr)	134,126.78
India	Parkash Woolen Industries	Blanket Woven Dry Raised (Type A1/Ltr)	126,438.02
India	Geetanjali Woollens Pvt Ltd, Halol	Misc Medical Supplies	125,000.00
India	Toyop Relief(sabra Exim Investments)	Mat Synthetic Sleeping	117,990.00
India	Vandana Logistics	Kitchen Set Type B	105,682.00
India	Parkash Woolen Industries	Blanket Woven Dry Raised (Type A1/Ltr)	101,694.92
India	Vandana Logistics	Bucket,Galvanised Steel,20l	99,700.00
India	Parkash Woolen Industries	Blanket Woven Dry Raised (Type A1/Ltr)	98,333.19
India	Parkash Woolen Industries	Blanket Woven Dry Raised (Type A1/Ltr)	90,352.94
India	Geetanjali Woollens Pvt Ltd, Halol	Misc Medical Supplies	90,000.00
India	Vandana Logistics	Basin 20l	74,152.56
India	Toyop Relief(sabra Exim Investments)	Mat Synthetic Sleeping	69,300.00
India	Vandana Logistics	Mat Synthetic Sleeping	65,520.00
India	Vandana Logistics	Kitchen Set Type B	55,009.28
India	Toyop Relief(sabra Exim Investments)	Mat Synthetic Sleeping	54,000.00
India	Parkash Woolen Industries	Blanket Woven Dry Raised (Type A1/Ltr)	52,800.00
India	Parkash Woolen Industries	Blanket Woven Dry Raised (Type A1/Ltr)	50,823.53
India	Vandana Logistics	Bucket,Galvanised Steel,20l	49,850.00
India	Parkash Woolen Industries	Blanket Woven Dry Raised (Type A1/Ltr)	49,694.12
India	Priyanka (India) Pvt Ltd	Blanket Woven Dry Raised (Type A1/Ltr)	49,650.00
India	Parkash Woolen Industries	Blanket Woven Dry Raised (Type A1/Ltr)	44,708.93
India	Eastern Surgical Company	Truck,6x4,With Cargo Body 124/22mt	43,792.00
India	Parkash Woolen Industries	Blanket Woven Dry Raised (Type A1/Ltr)	41,688.78

**Major Equipment ordered by Agency during 2005**  
(Orders of USD 30,000 or more)

Agency/Country Procurement	Name of supplier	Description of goods (equipment)	Total Cost (USD)
<b>UNHCR cont.</b>			
India	Toyop Relief(sabra Exim Investments)	Kitchen Set Type B	41,310.00
India	Parkash Woolen Industries	Blanket Woven Dry Raised (Type A1/Ltr)	40,658.82
India	Toyop Relief(sabra Exim Investments)	Kitchen Set Type B	36,225.00
India	Vandana Logistics	Mat Synthetic Sleeping	35,000.00
Iran (Islamic Republic Of)	Luxiran Co. (Ghaffari)	Kitchen Set Type C	140,160.00
Iran (Islamic Republic Of)	Mah Sabz Company	Dual Purpose Stove Cooking And Heating	85,670.00
Iran (Islamic Republic Of)	Luxiran Co. (Ghaffari)	Kitchen Set Type C	62,986.42
Ireland	Novell Ireland Software Limited	Dual Purpose Stove Cooking And Heating	49,375.90
Italy	Ferrino & C. S.p.a	Tent Lightweight Emergency Shelter	1,078,800.00
Italy	Ferrino & C. S.p.a	Tent Lightweight Emergency Shelter	179,800.00
Japan	Toyota Motor Corporation	Toyota Landc, 4x4, Station Wagon Std4200 Hzj105	304,578.64
Japan	Toyota Motor Corporation	Toyota Landc, 4x4, Station Wagon Std4200 Hzj105	184,774.83
Japan	Toyota Motor Corporation	Amb Toyota Landc, 4x4, Lws Hard Top H2j78	169,244.06
Japan	Toyota Motor Corporation	Toyota Landc, 4x4, Station Wagon Std4200 Hzj105	117,911.94
Japan	Toyota Motor Corporation	Pick-up, Toyota Landc, 4x4, 4200 H2j79	115,816.07
Japan	Toyota Motor Corporation	Toyota Landc, 4x4, Station Wagon Std4200 Hzj105	110,746.83
Japan	Toyota Motor Corporation	Toyota Landc, 4x4, Station Wagon Std4200 Hzj105	104,339.05
Japan	Toyota Motor Corporation	Toyota Landc, 4x4, Station Wagon Std4200 Hzj105	102,377.57
Japan	Toyota Motor Corporation	Toyota Landc, 4x4, Station Wagon Std4200 Hzj105	92,585.14
Japan	Toyota Motor Corporation	Toyota Landc, 4x4, Station Wagon Std4200 Hzj105	92,549.53
Japan	Toyota Motor Corporation	Toyota Landc, 4x4, Station Wagon Std4200 Hzj105	92,123.27
Japan	Toyota Motor Corporation	Pick-up, Toyota Hilux, 4x4, Double Cabinet Ln166-prmnds	86,960.47
Japan	Toyota Motor Corporation	Toyota Landc 4x4, Sw, H/Top, 4200cc, Lwb	80,882.95
Japan	J. Gerber And Company (Japan) Ltd.	Options/Spare Parts For Yamaha	79,837.18
Japan	Toyota Motor Corporation	Toyota Landc 4x4, Sw, H/Top, 4200cc, Lwb	78,922.23
Japan	Toyota Motor Corporation	Toyota Landc 4x4, Sw, H/Top, 4200cc, Lwb	77,366.30
Japan	Toyota Motor Corporation	Toyota Landc, 4x4, Station Wagon Std4200 Hzj105	77,004.00
Japan	Toyota Motor Corporation	Toyota Landc, 4x4, Station Wagon Std4200 Hzj105	76,998.83
Japan	Toyota Motor Corporation	Toyota Landc, 4x4, Station Wagon Std4200 Hzj105	76,791.59
Japan	Toyota Motor Corporation	Pick-up, Toyota Hilux, 4x4, Double Cabinet Ln166-prmnds	76,571.96
Japan	Toyota Motor Corporation	Toyota Landc, 4x4, Station Wagon Std4200 Hzj105	75,115.89
Japan	Toyota Motor Corporation	Toyota Landc, 4x4, Station Wagon Std4200 Hzj105	69,951.37
Japan	Toyota Motor Corporation	Toyota Landc 4x4, Sw, H/Top, 4200cc, Lwb	68,325.71
Japan	Toyota Motor Corporation	Toyota Landc 4x4, Sw, H/Top, 4200cc, Lwb	66,897.14
Japan	Toyota Motor Corporation	Toyota Landc, 4x4, Station Wagon Std4200 Hzj105	66,448.10
Japan	Toyota Motor Corporation	Toyota Landc, 4x4, 4200 H2j78 Lwb	62,175.16
Japan	Toyota Motor Corporation	Amb Toyota Landc, 4x4, Lws Hard Top H2j78	58,083.81
Japan	Toyota Motor Corporation	Toyota Landc, 4x4, Station Wagon Std4200 Hzj105	52,169.52
Japan	Toyota Motor Corporation	Toyota Landc, 4x4, Station Wagon Std4200 Hzj105	52,163.81
Japan	Toyota Motor Corporation	Toyota Landc, 4x4, Station Wagon, Gx 4200 Hzj105	50,703.03
Japan	Toyota Motor Corporation	Toyota Landc, 4x4, Station Wagon Std4200 Hzj105	50,077.26
Japan	Toyota Motor Corporation	Toyota Landc, 4x4, Station Wagon Std4200 Hzj105	50,077.26
Japan	Toyota Motor Corporation	Toyota Landc, 4x4, Station Wagon Std4200 Hzj105	48,833.14
Japan	Toyota Motor Corporation	Toyota Landc, 4x4, Station Wagon Std4200 Hzj105	48,833.14
Japan	Toyota Motor Corporation	Toyota Landc, 4x4, Station Wagon Std4200 Hzj105	48,833.14
Japan	Toyota Motor Corporation	Toyota Landc, 4x4, Station Wagon Std4200 Hzj105	45,809.67
Japan	Toyota Motor Corporation	Toyota Landc, 4x4, Station Wagon Std4200 Hzj105	45,343.57
Japan	J. Gerber And Company (Japan) Ltd.	Engine,Outboard(2 Stroke)	37,295.16
Japan	Galisan Co Ltd Japan	Options/Spare Parts For Toyota	36,182.37
Japan	Toyota Motor Corporation	Options/Spare Parts For Toyota	35,876.11
Japan	Toyota Motor Corporation	Coaster Std Cooler Bus 30 Seater	35,542.43
Japan	Toyota Motor Corporation	Pick-up, Toyota Hilux, 4x4, Double Cabinet Ln166-prmnds	34,814.95
Japan	Toyota Motor Corporation	Com/Bus,Toyota Hiace,15s	31,930.43
Japan	Toyota Motor Corporation	Toyota Landc, 4x4 Station Wagon, Gx 4200 Hzj105	31,607.94
Japan	Toyota Motor Corporation	Toyota Landc, 4x4 Station Wagon, Gx 4200 Hzj105	31,607.94
Japan	Galisan Co Ltd Japan	Options/Spare Parts For Toyota	31,044.59
Kenya	Corrugated Sheets Ltd.	Pick-up,Toyota,Hilux 4x4 Ddb Cab 3000cc ,Lan25lr-prmnds	1,341,699.00
Kenya	Corrugated Sheets Ltd.	Hzb50/R-zgmss	922,074.00
Kenya	Mabati Rolling Mills Ltd	Steel Sheet Roofing Corrugated	853,150.00
Kenya	Spinners & Spinners Ltd	Steel Sheet Roofing Corrugated	193,680.00
Kenya	Spinners & Spinners Ltd	Pipes And Fittings For Water Supply	169,934.64
Kenya	David & Shirliff Ltd	Steel Sheet Roofing Corrugated	33,500.55
Korea, Republic of	Puyoung Ind Co. Ltd	Plastic Tarpaulins Reinforced	357,500.00
Korea, Republic of	Puyoung Ind Co. Ltd	Blanket Woven Dry Raised (Type A1/Ltr)	264,000.00
Korea, Republic of	Puyoung Ind Co. Ltd	Plastic Tarpaulins Reinforced	215,715.50
Korea, Republic of	Puyoung Ind Co. Ltd	Plastic Tarpaulins Reinforced	214,500.00
Korea, Republic of	Puyoung Ind Co. Ltd	Plastic Tarpaulins Reinforced	128,700.00
Korea, Republic of	Puyoung Ind Co. Ltd	Plastic Tarpaulins Reinforced	107,250.00
Korea, Republic of	Puyoung Ind Co. Ltd	Plastic Tarpaulins Reinforced	107,250.00
Korea, Republic of	Puyoung Ind Co. Ltd	Plastic Tarpaulins Reinforced	107,250.00
Korea, Republic of	Puyoung Ind Co. Ltd	Plastic Tarpaulins Reinforced	71,500.00
Korea, Republic of	Puyoung Ind Co. Ltd	Plastic Tarpaulins Reinforced	69,927.00
Korea, Republic of	Puyoung Ind Co. Ltd	Plastic Tarpaulins Reinforced	66,000.00
Korea, Republic of	Puyoung Ind Co. Ltd	Plastic Tarpaulins Reinforced	64,350.00
Korea, Republic of	Puyoung Ind Co. Ltd	Plastic Tarpaulins Reinforced	64,350.00
Korea, Republic of	Puyoung Ind Co. Ltd	Plastic Tarpaulins Reinforced	50,908.00
Korea, Republic of	Puyoung Ind Co. Ltd	Plastic Tarpaulins Reinforced	42,900.00
Korea, Republic of	Puyoung Ind Co. Ltd	Plastic Tarpaulins Reinforced	39,600.00
Korea, Republic of	Puyoung Ind Co. Ltd	Plastic 4m X 50m Multi Purpose Roll	39,468.00
Korea, Republic of	Puyoung Ind Co. Ltd	Blanket Woven Dry Raised (Type A1/Ltr)	35,750.00
Lebanon	Bcom Ltd	Plastic Tarpaulins In Rolls (4m X 50m)	47,225.00
Netherlands	International Dispensary Association (Id	Specialized Drugs	208,618.14
Netherlands	The Medical Export Group Of The Netherla	Misc Medical Supplies	161,793.39
Netherlands	The Medical Export Group Of The Netherla	Vaccines	118,649.82
Netherlands	International Dispensary Association (Id	Injectable Medicines	80,390.72
Netherlands	International Dispensary Association (Id	Fixed Thuraya Transceiver Apsi Tu-2500	59,385.00
Netherlands	France Telecom Mobile Sat. Com.	Plastic,Transparent Foil,3m X 30m	58,500.00
Netherlands	The Medical Export Group Of The Netherla	Vaccines	47,450.91
Netherlands	International Dispensary Association (Id	Miscellaneous Drugs	43,457.74
Netherlands	International Dispensary Association (Id	Fixed Thuraya Transceiver Apsi Tu-2500	40,611.00
Netherlands	International Dispensary Association (Id	Miscellaneous Drugs	38,150.00
Netherlands	France Telecom Mobile Sat. Com.	Tsunami Vsat Sit Kit	34,725.00
Netherlands	France Telecom Mobile Sat. Com.	Satellite Terminal Thuraya Handheld	34,725.00

**Major Equipment ordered by Agency during 2005**  
(Orders of USD 30,000 or more)

Agency/Country Procurement	Name of supplier	Description of goods (equipment)	Total Cost (USD)
<b>UNHCR cont.</b>			
Norway	Rofi Industries A/S	1 Lot Of Fragmentation Blanket Kits As Follows:	96,803.38
Norway	W. Giertsen A/S	Prefabricated Warehouse	91,425.94
Norway	O.b. Wiik As	Prefabricated Warehouse	65,842.04
Norway	W. Giertsen A/S	Prefabricated Warehouse	62,483.55
Norway	Rofi Industries A/S	6 Kits For Toyota Landcruiser Hcz105l, Plus 1 Kit For Toyota Landcruiser Pick Up Hcz79l	57,265.82
Norway	O.b. Wiik As	Prefabricated Warehouse	52,673.63
Norway	O.b. Wiik As	Prefabricated Building Accessories	52,496.17
Norway	Rofi Industries A/S		51,150.12
Norway	W. Giertsen A/S	Fragmentation Ballistic Blanket Kit For Toyota Landcruiser Pick Up 79(lhd/Rhd)	49,986.84
Norway	Rofi Industries A/S	1 Lot Of 7 Fragmentation Blanket Kits As Follows:	42,507.22
Norway	W. Giertsen A/S	Fragmentation Blanket Kit For Vehicles	40,238.10
Norway	W. Giertsen A/S	Fragmentation Blanket Kit For Vehicles	40,110.76
Norway	W. Giertsen A/S	Fragmentation Blanket Kit For Vehicles	37,833.83
Norway	Rofi Industries A/S	1 Lot Of Fragmentation Blanket Kits For Vehicles As Follows:	37,418.58
Norway	Rofi Industries A/S		32,267.79
Norway	Rofi Industries A/S		30,302.66
Pakistan	National Tent House	Tent - Ridge Double Fly Single Fold	763,125.00
Pakistan	National Tent House	Prefabricated Warehouse	508,750.00
Pakistan	National Tent House	Cloth For Sanitary Napkins 100% Cotton	315,315.00
Pakistan	National Tent House	Prefabricated Warehouse	152,625.00
Pakistan	National Tent House	Prefabricated Warehouse	87,199.75
Pakistan	National Tent House	Tent - Ridge Double Fly Single Fold	84,500.00
Pakistan	National Tent House	Tent - Ridge Double Fly Single Fold	63,500.00
Pakistan	National Tent House	Cloth For Sanitary Napkins 100% Cotton	59,000.00
Pakistan	National Tent House	Cloth For Sanitary Napkins 100% Cotton	55,660.50
Pakistan	National Tent House	Towel 100% Cotton	50,538.60
Pakistan	National Tent House	Sheet Single 100% Cotton	46,676.70
Pakistan	National Tent House	Tent - Ridge Double Fly Single Fold	41,160.00
Pakistan	National Tent House	Prefabricated Warehouse	35,647.50
Pakistan	National Tent House	Tent - Ridge Double Fly Single Fold	33,957.00
Senegal	Sosenap S.a.r.l	Cloth For Sanitary Napkins 100% Cotton	183,132.53
Senegal	Sosenap S.a.r.l	Cloth For Sanitary Napkins 100% Cotton	40,405.57
Sweden	Srsa	Truck,Scania,6x6 Platform /Tarpauline	399,553.00
Sweden	Srsa	Truck,Scania,6x6 Crane	329,859.51
Sweden	Srsa	Truck,Scania,6x6 Platform /Tarpauline	279,687.10
Sweden	Srsa	Trailer, Scania Cargo/Tarpaulin	204,303.96
Sweden	Srsa	Truck,Scania,6x6 Platform /Tarpauline	199,776.50
Sweden	Srsa	Mat Synthetic Sleeping	196,236.81
Sweden	Srsa	Cloth For Sanitary Napkins 100% Cotton	169,100.26
Sweden	Srsa	Truck,Scania,6x6 Platform /Tarpauline	159,821.20
Sweden	Srsa	Truck,Scania,6x6 Platform /Tarpauline	79,910.60
Sweden	Scania, Scania Division	Cloth For Sanitary Napkins 100% Cotton	77,259.93
Sweden	Srsa	Mat Synthetic Sleeping	68,078.67
Sweden	Srsa	Truck,Scania,6x6 Tanker	60,389.53
Sweden	Srsa	Trailer,Scania Workshop	38,302.68
Switzerland	Vestergaard Frandsen Group	Mosquito Net	677,123.20
Switzerland	Vestergaard Frandsen Group	Mosquito Net	151,372.00
Switzerland	Compass Developments Sa	Office Furniture As Per Attached Offer No. 205522	148,023.72
Switzerland	Vestergaard Frandsen Group	Mosquito Net	145,402.40
Switzerland	Ibm (Schweiz) Gmbh	Please Select Keyboard Localization From The Specification	137,500.00
Switzerland	Sun Microsystems (Suisse) Sa	Office Consumables + Accessories	127,900.00
Switzerland	Hewlett-packard (Suisse) Sa	Desktop, Hp, Dc7600, Cmt (Part # Pu699av-abb)	112,204.72
Switzerland	Torcom Sarl	Stationery Sealed Lead Acid Battery 12v/200ah	98,855.47
Switzerland	Torcom Sarl	Stationery Sealed Lead Acid Battery 12v/200ah	98,089.15
Switzerland	Compass Developments Sa	Office Furniture For Vng 6th Floor - Sms	90,081.54
Switzerland	Torcom Sarl	Stationery Sealed Lead Acid Battery 12v/100ah	85,786.44
Switzerland	Ibm (Schweiz) Gmbh	Nbook, Ibm,Thinkpad,T42 (Part # Uc2kn)	78,672.00
Switzerland	Xerox Office Supplies Sa	Mosquito Net	72,033.90
Switzerland	Vestergaard Frandsen Group	Mosquito Net	71,635.20
Switzerland	Vestergaard Frandsen Group	Mosquito Net	71,635.20
Switzerland	Vestergaard Frandsen Group	Mosquito Net	68,224.00
Switzerland	Gmg Supply Sa	Office Consumables + Accessori	65,677.97
Switzerland	Canon (Suisse) Sa.	Photocopier Canon Ir 3570	65,524.19
Switzerland	Vestergaard Frandsen Group	Mosquito Net	63,960.00
Switzerland	Hewlett-packard (Suisse) Sa	Desktop, Hp, Dc7600, Cmt (Part # Pu699av-abb)	59,842.52
Switzerland	Oracle (Switzerland) Ag	Pack-nbook,Ibm,T42 Uc2kns2 Us-kbd	58,000.00
Switzerland	Agilent	Analysar,Spectrum,E 4404b	55,855.25
Switzerland	Hewlett-packard (Suisse) Sa	Laptop,Hp Compaq,Nc8000-part#Du449ea	53,084.75
Switzerland	Hewlett-packard (Suisse) Sa	Desktop, Hp, Dc7600, Cmt (Part # Pu699av-abb)	52,362.20
Switzerland	Canon (Suisse) Sa.	Photocopier Canon Ir 1600	49,501.56
Switzerland	Ibm (Schweiz) Gmbh		48,450.00
Switzerland	Vestergaard Frandsen Group	Hf Antenna Kit	47,465.70
Switzerland	Siemens Schweiz Ag	Pack-nbook,Ibm,T42 Uc2kns2 Us-kbd	46,308.77
Switzerland	Hewlett-packard (Suisse) Sa	Desktop, Hp, Dc7600, Cmt (Part # Pu699av-abb)	44,881.89
Switzerland	Vestergaard Frandsen Group	Hf Antenna Kit	44,772.00
Switzerland	Vestergaard Frandsen Group	Hf Antenna Kit	42,640.00
Switzerland	Hts Suisse Sa, Division Cws	Toilet Paper	42,372.88
Switzerland	Hewlett-packard (Suisse) Sa	Hard Drive,Hp,300gb Ultra320 Scsi 10,000rpm,P/N:350964-b22	42,352.67
Switzerland	Vestergaard Frandsen Group	Battery Charger Victron Pallas 15a	42,213.60
Switzerland	Roschi Rhode & Schwarz Ag	Pack-nbook,Ibm,T42 Uc2kns2 Us-kbd	41,978.29
Switzerland	Ibm (Schweiz) Gmbh	Please Select Keyboard Localization From The Specification	40,975.00
Switzerland	Masy Micro Advantage System	Pack-nbook,Ibm,T42 Uc2kns2 Us-kbd	39,062.50
Switzerland	Autobritt Automobiles Sa	Volvo S80, Mc 47	38,255.78
Switzerland	Hewlett-packard (Suisse) Sa	Monitor,Hp,Flat Panel,L1706,17" (Part# Px849aa)	37,795.28
Switzerland	Hewlett-packard (Suisse) Sa	Desktop, Hp, Dc7600, Cmt (Part # Pu699av-abb)	37,401.57
Switzerland	Cowisa Sa	Bag Plastic Reinforced / Woven	36,960.00
Switzerland	Gmg Supply Sa	Office Supplies	36,619.66
Switzerland	Autobritt Automobiles Sa	Volvo S80, 2.5t Awd	35,913.67
Switzerland	Torcom Sarl	Explosives And Narcotics Trace Detector: Ionscan@ 400b	35,666.67
Switzerland	Hewlett-packard (Suisse) Sa	Server,Hp,Proliant Dl380 R04,X3.6-2mb/800 2gb,P/N:378740-421	35,323.97
Switzerland	Compactus A & Bruynzeel Ag	Shelves Steel Storage	34,078.74
Switzerland	Hewlett-packard (Suisse) Sa	Desktop,Hp Dc7100 Cmt (Part# Dx438av)	33,088.24
Switzerland	Ibm (Schweiz) Gmbh	Laptop Ibm Thinkpad T41 (2373-4fg)	32,780.00
Switzerland	Ibm (Schweiz) Gmbh		32,780.00
Switzerland	Ibm (Schweiz) Gmbh	Laptop Ibm Thinkpad T41 (2373-4fg)	32,300.00
Switzerland	Torcom Sarl	Miscellaneous Software	32,031.25
Switzerland	Xerox Office Supplies Sa	Mosquito Net	31,496.06
Switzerland	Torcom Sarl	Rhode Spectrum Ana (Part No. 1145.5796.02)	31,104.65
Switzerland	Torcom Sarl	Server,Sun Fire V890-a53-jng2c208gfg	30,891.47
Switzerland	Crivelli & Tribold S.a.	Heating Oil (Mazout) - 1 Lot Of 60,000 Litres	30,633.27



**Major Equipment ordered by Agency during 2005**  
(Orders of USD 30,000 or more)

Agency/Country Procurement	Name of supplier	Description of goods (equipment)	Total Cost (USD)
<b>UNHCR cont.</b>			
Tanzania, United Republic of	A To Z Textile Mills Ltd	Mosquito Net	236,925.00
Tanzania, United Republic of	A To Z Textile Mills Ltd	Mosquito Net	91,162.50
Tanzania, United Republic of	A To Z Textile Mills Ltd	Mosquito Net	65,325.00
Tanzania, United Republic of	Diplast Limited	Mat Synthetic Sleeping	61,875.00
Tanzania, United Republic of	Soap And Allied Industries Limited	Soap Bars 70% Fatty Acid	42,702.91
Tanzania, United Republic of	Diplast Limited	Mat Synthetic Sleeping	41,250.00
Turkey	Tecimer Ltd	Bucket 10l Heavy Duty Plastic	50,363.86
United Arab Emirates	N-r-s International - Fze	Tent - Ridge Double Fly Single Fold	508,750.00
United Arab Emirates	N-r-s International - Fze	Blanket High Thermal Fleece	170,000.00
United Arab Emirates	N-r-s International - Fze	Mat Synthetic Sleeping	110,634.85
United Arab Emirates	N-r-s International - Fze	Tent - Ridge Double Fly Single Fold	101,750.00
United Arab Emirates	N-r-s International - Fze	Tent - Ridge Double Fly Single Fold	53,418.75
United Arab Emirates	N-r-s International - Fze	Mat Synthetic Sleeping	34,707.00
United Arab Emirates	N-r-s International - Fze	Mat Synthetic Sleeping	34,606.40
United Kingdom	Toyota Gibraltar Stockholdings Ltd	Toyota Landc 4x4 ,Sw, H/Top, 4200cc, Lwb	972,698.73
United Kingdom	Toyota Gibraltar Stockholdings Ltd	Toyota Landc, 4x4, Station Wagon Std4200 Hzj105	527,471.45
United Kingdom	Toyota Gibraltar Stockholdings Ltd	Toyota Landc 4x4 ,Sw, H/Top, 4200cc, Lwb	401,239.46
United Kingdom	Toyota Gibraltar Stockholdings Ltd	Amb Toyota Landc, 4x4, Lws Hard Top Hzj78	384,151.09
United Kingdom	Toyota Gibraltar Stockholdings Ltd	Pick-up, Toyota Landc, 4x4, 4200 Hzj79	356,127.71
United Kingdom	Toyota Gibraltar Stockholdings Ltd	Pick-up, Toyota Landc, 4x4, 4200 Hzj79	319,136.28
United Kingdom	Toyota Gibraltar Stockholdings Ltd	Toyota Landc 4x4 ,Sw, H/Top, 4200cc, Lwb	292,758.31
United Kingdom	Toyota Gibraltar Stockholdings Ltd	Toyota Landc, 4x4, Station Wagon Std4200 Hzj105	291,469.55
United Kingdom	Toyota Gibraltar Stockholdings Ltd	Toyota Landc, 4x4, 4200 Hzj78 Lwb	290,361.58
United Kingdom	Toyota Gibraltar Stockholdings Ltd	Toyota Landc 4x4 ,Sw, H/Top, 4200cc, Lwb	279,930.35
United Kingdom	Toyota Gibraltar Stockholdings Ltd	Toyota Landc 4x4 ,Sw, H/Top, 4200cc, Lwb	255,401.86
United Kingdom	Toyota Gibraltar Stockholdings Ltd	Toyota Landc, 4x4, Station Wagon Std4200 Hzj105	248,517.33
United Kingdom	Toyota Gibraltar Stockholdings Ltd	Toyota Landc, 4x4, Station Wagon Std4200 Hzj105	234,817.20
United Kingdom	Jankel Armouring Limited	Armoured Vehicle Toyota Station Wagon 4x4 (10 Seater)	218,829.60
United Kingdom	Toyota Gibraltar Stockholdings Ltd	Pick-up, Toyota Hilux, 4x4, Double Cabinet Ln166-prmds	208,914.29
United Kingdom	Toyota Gibraltar Stockholdings Ltd	Toyota Landc 4x4 ,Sw, H/Top, 4200cc, Lwb	204,981.32
United Kingdom	Toyota Gibraltar Stockholdings Ltd	Toyota Landc, 4x4, Station Wagon Std4200 Hzj105	179,320.99
United Kingdom	Toyota Gibraltar Stockholdings Ltd	Toyota Landc, 4x4, Station Wagon Std4200 Hzj105	170,193.04
United Kingdom	Toyota Gibraltar Stockholdings Ltd	Toyota Landc, 4x4, Station Wagon Std4200 Hzj105	137,823.01
United Kingdom	Toyota Gibraltar Stockholdings Ltd	Pick-up, Toyota Landc, 4x4, 4200 Hzj79	130,704.35
United Kingdom	Dcl Yeast Limited	Yeast Dried	124,800.00
United Kingdom	Toyota Gibraltar Stockholdings Ltd	Toyota Landc 4x4 ,Sw, H/Top, 4200cc, Lwb	111,972.14
United Kingdom	Toyota Gibraltar Stockholdings Ltd	Toyota Landc 4x4 ,Sw, H/Top, 4200cc, Lwb	110,069.57
United Kingdom	Toyota Gibraltar Stockholdings Ltd	Toyota Landc, 4x4, Station Wagon Std4200 Hzj105	104,461.06
United Kingdom	Toyota Gibraltar Stockholdings Ltd	Pick-up, Toyota Landc, 4x4, 4200 Hzj79	104,047.53
United Kingdom	Toyota Gibraltar Stockholdings Ltd	Toyota Landc, 4x4, Station Wagon Std4200 Hzj105	102,344.17
United Kingdom	Toyota Gibraltar Stockholdings Ltd	Toyota Landc, 4x4, Station Wagon Std4200 Hzj105	102,344.17
United Kingdom	Toyota Gibraltar Stockholdings Ltd	Toyota Landc, 4x4, Station Wagon Std4200 Hzj105	102,344.17
United Kingdom	Toyota Gibraltar Stockholdings Ltd	Amb Toyota Landc, 4x4, Lws Hard Top Hzj78	93,930.71
United Kingdom	Toyota Gibraltar Stockholdings Ltd	Toyota Landc, 4x4, 4200 Hzj78 Lwb	91,634.66
United Kingdom	Toyota Gibraltar Stockholdings Ltd	Pick-up, Toyota Landc, 4x4, 4200 Hzj79	86,035.71
United Kingdom	Toyota Gibraltar Stockholdings Ltd	Toyota Landc 4x4 ,Sw, H/Top, 4200cc, Lwb	83,979.11
United Kingdom	Toyota Gibraltar Stockholdings Ltd	Amb Toyota Landc, 4x4, Lws Hard Top Hzj78	75,746.89
United Kingdom	Broadcrown Limited	Gen John Deere 30 Kva Water Cooled	74,742.86
United Kingdom	Toyota Gibraltar Stockholdings Ltd	Pick-up, Toyota Landc, 4x4, 4200 Hzj79	69,840.00
United Kingdom	Toyota Gibraltar Stockholdings Ltd	Toyota Landc, 4x4, Station Wagon Std4200 Hzj105	69,611.24
United Kingdom	Broadcrown Limited	Gen John Deere 25 Kva Water Cooled	69,320.49
United Kingdom	Codan Ltd.	Codan 5900 Ku-band 40 W High Power Transceiver-part#02-10478	64,764.92
United Kingdom	Toyota Gibraltar Stockholdings Ltd	Amb Toyota Landc, 4x4, Lws Hard Top Hzj78	61,219.36
United Kingdom	Toyota Gibraltar Stockholdings Ltd	Toyota Landc, 4x4, Station Wagon Std4200 Hzj105	60,987.71
United Kingdom	Evenproducts Limited	Pipes And Fittings For Water Supply	60,329.58
United Kingdom	Toyota Gibraltar Stockholdings Ltd	Pick-up, Toyota Landc, 4x4, 4200 Hzj79	59,245.45
United Kingdom	Toyota Gibraltar Stockholdings Ltd	Pick-up, Toyota Landc, 4x4, 4200 Hzj79	58,803.54
United Kingdom	Toyota Gibraltar Stockholdings Ltd	Toyota Landc, 4x4, 4200 Hzj78 Lwb	55,488.52
United Kingdom	Broadcrown Limited	Gen John Deere 130 Kva Water Cooled	51,058.39
United Kingdom	Toyota Gibraltar Stockholdings Ltd	Toyota Landc, 4x4, Station Wagon Std4200 Hzj105	48,269.64
United Kingdom	Broadcrown Limited	Gen John Deere 40 Kva Water Cooled	41,423.49
United Kingdom	Evenproducts Limited	Water Tank,Solid,10000 L	40,475.10
United Kingdom	Toyota Gibraltar Stockholdings Ltd	Amb Toyota Landc, 4x4, Lws Hard Top Hzj78	38,988.42
United Kingdom	Humanconcepts Uk Ltd	Software Utilities	38,655.73
United Kingdom	Toyota Gibraltar Stockholdings Ltd	Toyota Landc, 4x4, Station Wagon Std4200 Hzj105	36,007.73
United Kingdom	Toyota Gibraltar Stockholdings Ltd	Toyota Landc, 4x4, Station Wagon Std4200 Hzj105	35,062.05
United Kingdom	Broadcrown Limited	Gen John Deere 250 Kva Water Cooled	32,518.39
United Kingdom	Toyota Gibraltar Stockholdings Ltd	Toyota Landc 4x4 ,Sw, H/Top, 4200cc, Lwb	32,381.15
United Kingdom	Toyota Gibraltar Stockholdings Ltd	Toyota Landc, 4x4, 4200 Hzj78 Lwb	32,130.20
United Kingdom	Codan Ltd.	Codan 5900 Ku-band 40 W High Power Transceiver-part#02-10474	32,096.00
United Kingdom	Fg Wilson	Gen Perkins 250 Kva Water Cooled	31,966.00
United Kingdom	Fg Wilson	Gen Perkins 250 Kva Water Cooled	31,966.00
United Kingdom	Sinclair Technologies Ltd	Sinclair C-2037 Vhf Multicoupler 152-162mhz	31,797.15
United Kingdom	Broadcrown Limited	Gen John Deere 60 Kva Water Cooled	31,419.71
United Kingdom	Toyota Gibraltar Stockholdings Ltd	Toyota Landc, 4x4, Station Wagon Std4200 Hzj105	30,613.45
USA	Comtech Ef Data Corp	Sat, Modem Cometch-if Data Cdm600	65,260.00
USA	Telrad Conneqy Inc.	Telrad Station Avanti Model 3025 Full Duplex Station With Graphic Display 79-610-1000/B (Including	54,120.00
USA	Anacom Inc.	Satellite Transceiver Anasat Ku-band 4w	41,975.00
USA	Cisco Systems Inc	Cisco Router 2651xm	37,961.00
USA	Cisco Systems Inc	Cisco Router 2651xm	37,961.00
<b>UNICEF</b>			
Afghanistan	Ah M Ad Printing Pre S S, Kabul	Printing, IT & Office Supplie s	1,518,070.00
Afghanistan	Merw Ais H Am E Ed Ltd, Kabul	Sh e lte r/Fie ld Eq uipm e nt	338,761.00
Afghanistan	Ne Ngarh Ar Mufaq Ltd	Education Supplie s	296,536.00
Afghanistan	Karim Sh Ah Karim I Co Ltd	Cloth ing & Footw e ar, Sh e lte r/Fie ld Eq uipm e nt	254,145.00
Afghanistan	Ali Ash Raf Afsh Ari Co.	Education Supplie s	108,213.00
Afghanistan	Pcp Inte Rnational (Me) Lm lte D, Dubai	Com m unication Eq uipm e nt, IT & Office Supplie s	104,038.00
Afghanistan	Om E Rzai Printing Pre S S	Education Supplie s, IT & Office Supplie s	103,526.00
Angola	Po Nto Um, Publicidade, Lda	Printing, Education Supplie s	874,571.00
Angola	Sopol -sociedade Poligrafica, Sarl	Printing, Education Supplie s	179,985.00
Angola	Eal - Edicoes De Angola, Lda.	Printing, IT & Office Supplie s	112,360.00
Argentina	José Fre lbe Rg S.a.c.i.	Printing, Education Supplie s, IT & Office Supplie s	363,905.00
Argentina	Ediciones Em E De S.a	Printing	174,844.00
Australia	Codan Pty Ltd.	Com m unication Eq uipm e nt	355,990.00
Australia	Csllim lte D	Vaccine s /Biologicals	201,771.00
Australia	Mono Pum Ps (Australia) Pty. Ltd.	W ater & Sanitation	163,324.00
Austria	Bre Villie R-urban Sch Re lbw Are Nfabrik	Education Supplie s	251,072.00
Austria	Nova Biom E Dical	Medical Eq uipm e nt	227,628.00

**Major Equipment ordered by Agency during 2005**  
(Orders of USD 30,000 or more)

Agency/Country Procurement	Name of supplier	Description of goods (equipment)	Total Cost (USD)
<b>UNICEF cont.</b>			
Bangladesh	Ide Al Printing & Pack Aging Ltd.	Printing, Education Supplies	827,423.00
Bangladesh	Ince Pta Ph Arm Ace Uticals Ltd.	Ph arm ace uticals	758,946.00
Bangladesh	Aziz Pipes Lim Ite D	W ater & Sanitation	661,973.00
Bangladesh	Es S Ential Drugs Com Pany Ltd.	Ph arm ace uticals	588,735.00
Bangladesh	Goodw Ill Trade Inte Rnational	Printing, Education Supplies , Nutrition	536,615.00
Bangladesh	Sq Uare Ph Arm Ace Uticals Ltd.	Ph arm ace uticals	441,370.00
Bangladesh	S. S. Scie Ntific Corporation	Education Supplies , IT & Office Supplies	337,748.00
Bangladesh	Mit Banglade Sh Ltd.	Nutrition, W ater & Sanitation	304,920.00
Bangladesh	Printe Rs Line Ltd.	Printing, Education Supplies	278,988.00
Bangladesh	Brac Printe Rs	Printing	210,347.00
Bangladesh	W E Ste Rn Engine E Ring Co.	IT & O ffee Supplies , Nutrition	196,482.00
Bangladesh	Orch Id Printe Rs	Printing, Education Supplies	194,862.00
Bangladesh	Nipun Ente Rprise	Printing, Education Supplies	173,590.00
Bangladesh	Elite Printing & Pack Ages Ltd.	Printing	161,773.00
Bangladesh	Glo Be Stationery	Printing, Education Supplies , W ater & Sanitation	132,758.00
Bangladesh	Com Illa Engine E Ring & Casting Ltd	W ater & Sanitation	130,925.00
Bangladesh	Gazi Ente Rprise	Education Supplies	120,859.00
Bangladesh	Flora Ltd.	IT & Office Supplies , Education Supplies	119,650.00
Bangladesh	Geo Co Nsult	Printing, Education Supplies	117,560.00
Bangladesh	Ave Ntis Lim Ite D	Ph arm ace uticals	115,744.00
Bangladesh	Sidko Limited	W ater & Sanitation	112,159.00
Belgium	Glaxosm Ith Kline Biologicals M Anufac	Vaccine s /Biologicals	179,872,779.00
Belgium	Be Cton Dick Inson Inte Rnational	Education Supplies, Laboratory Supplies, Medical Renew able	29,804,399.00
Belgium	Mich le Ls Fabrie K E N N.v.	Nutrition	3,554,087.00
Belgium	Alpinter Sa/Nv	Education Supplies , Medical/H ygiene K its	3,497,805.00
Belgium	Te Rum O Europe Nv	Medical Re new able	2,605,707.00
Belgium	Purna Ph Arm Ace Uticals N.v.	Ph arm ace uticals	1,120,185.00
Belgium	New Jag S.a.	Education Supplies	956,900.00
Benin	Sté Tunde S.a.	Printing, Education Supplies	132,828.00
Bolivia	To Yo Sa S.a.	Trans port	263,172.00
Bolivia	Enersol S.r.l.	W ater & Sanitation	121,164.00
Brazil	Fiotec Fundação Para O Desenvolvm	Vaccine s /Biologicals	2,269,680.00
Bulgaria	Mark E Ting-vltd.	Medical/H ygie ne K its	153,412.00
Burkina Faso	Total Burkina	Fue l & Lubricants	171,685.00
Burkina Faso	Ets Bagagnan Tah Ere Et Freres	W ater & Sanitation	167,464.00
Burundi	Engen Petroleum Burundi	Fue l & Lubricants	269,043.00
Burundi	Evimac	W ater & Sanitation	223,058.00
Burundi	Complexe Textile De Bujumbura	Cloth ing & Footw ear	222,370.00
Burundi	A.p.a.d.	IT & Office Supplies , W ater & Sanitation	137,134.00
Burundi	Altebu	W ater & Sanitation	127,840.00
Burundi	Lah Erikant B.meth A	Cloth ing & Footw ear, W ater & Sanitation	114,452.00
Cam bodia	Macpac Internatio Nal	Transport, IT & Office Supplies	325,236.00
Cam bodia	Te Aik H Ong Co. Ltd.	IT & Office Supplies , Printing	250,005.00
Cam bodia	Kry Sok Kh Eng	Printing, Education Supplies	230,229.00
Cam bodia	H Eng Sok Ly Booksh Op	Education Supplies , Printing, Medical/H ygie ne K its	132,639.00
Cam bodia	Th Akral Broth Ers Pie Ltd.	IT & Office Supplies , Printing	119,931.00
Canada	Accucaps Industries Ltd.	Ph arm ace uticals	2,870,970.00
Canada	Inte Rvax	Vaccine s /Biologicals	1,613,217.00
Canada	Banne R Ph Arm Acaps (Canada) Ltd	Ph arm ace uticals	376,000.00
Canada	Ge Onics Ltd	W ater & Sanitation	163,550.00
Ce ntral African Re public (th e )	Dameca	Education Supplies , Transport, Com m unication Eq uipm ent	117,529.00
Ce ntral African Re public (th e )	Fobe Rd Ce Ntrafrq Ue	W ater & Sanitation, Be dne ts/h ous e h old Te ch nology	110,465.00
Ce ntral African Re public (th e )	C F A O Agence Centrale	W ater & Sanitation, Fuel & Lubricants, Sh e lte r/Fie ld Eq uip.	104,543.00
Ch ad	Manem	Cloth ing & Footw ear	420,480.00
Ch ad	Mv Ah Med Idriss	Cloth ing & Footw ear	247,064.00
Ch ad	Menusiserie Abdallah H Assaballah	Education Supplies	112,883.00
Ch ad	Yakoub O Usmane-maiso N	Cloth ing & Footw ear	110,822.00
Ch ad	Imprimerie Du Tch Ad	Printing, Education Supplies	104,693.00
Chili	Ajay - Sqm Ch Ile S.a.	Nutrition	791,740.00
China	Iti Com Pany (Sh Angh Ai) Ltd.	Education Supplies, Medical Eq uipm ent, W ater & Sanitation	6,958,650.00
China	Ningbo Binbin Statione Ry Co.,Ltd.	Education Supplies	4,753,045.00
China	Minso Urce Inte Rnational Ltd	Sh e lte r/Fie ld Eq uipm ent, Medical/H ygie ne K its	2,661,962.00
China	Qingdao Gyoh A Ente Ch Co. Ltd.	Sh e lte r/Fie ld Eq uipm ent	2,313,996.00
China	Ch Ina-h An Te Ch Nical Deve Lopm E Nt Co.l	Medical/H ygie ne K its, Cloth ing & Footw ear,	1,714,523.00
China	Jiilunsunking Te Ch Nology D E Ve L. Co. Ltd	Cloth ing & Footw ear, W ater & Sanitation	822,949.00
China	Top Sources Trading Ltd	Cloth ing & Footw ear, Education Supplies	651,548.00
China	Be lijing Ch E Ng Xin Inte Rnational Trade	Cloth ing & Footw ear, Education Supplies	519,275.00
China	Z H E Ngzh Ou Nissan Autom Obile Co. Ltd	Trans port	495,074.00
China	Tianjin Flying Pige On Bicycle Co.,	Trans port	434,354.00
China	Be Nxi Be Itai Ductile Cast Iron Pipe	W ater & Sanitation	388,619.00
China	A.andrew S & Co.	IT & Office Supplies	350,901.00
China	North E Rn Inte Rnational H Olding Co.,	Education Supplies	293,815.00
China	Tianjin Be Ne- Kind Te Ch . Co. Ltd	Sh e lte r/Fie ld Eq uipm ent	291,750.00
China	Xinjiang Inte Rnational Econom Ic	Ide ntific. & Signage	262,500.00
China	Urum Q I Xinw E lao Com M E Rcial Trade Co	Cloth ing & Footw ear	257,895.00
China	Freeplay Asia Ltd	Com m unication Eq uipm ent	232,850.00
China	Ministry Of Public H E Alth, Epi	Vaccine s /Biologicals	199,864.00
China	Ch Ina Xinjiang Fore Ign Econom Ic & Trad	Cloth ing & Footw ear, Sh e lte r/Fie ld Eq uipm ent	195,099.00
China	Be lijing Xintongjiu Scie Nce & Trade Co.	Com m unication Eq uipm ent, IT & Office Supplies	190,046.00
China	Guilin Ph Arm Ace Utical Co., Ltd	Ph arm ace uticals	140,000.00
China	Ch Isou Medical Imaging Co.,Ltd.	Medical Eq uipm ent	114,450.00
China	On H Ing Paper Co . Ltd	Printing	112,713.00
China	Mone Ray Inte Rnational Ltd.	Medical Eq uipm ent	111,438.00
China	Qingh Ua Unive Rsity Printing Factory	Printing	104,563.00
China	H Ammer Multi-media Tech Nology	Printing	101,826.00
Côte d'Ivoire	Acipac	Education Supplies	139,094.00
Côte d'Ivoire	Gema S.a	W ater & Sanitation	135,219.00
Côte d'Ivoire	Sah Er	W ater & Sanitation	128,965.00
Cuba	H E Be R Biote C S.a	Vaccine s /Biological	457,620.00
Cuba	Molinos Trade S.a.	Printing, IT & Office Supplies	117,769.00
Cuba	Acoïn S.I.	W ater & Sanitation	111,975.00
Cuba	Grupo Kapan International	Education Supplies , IT & Office Supplies , Printing	103,422.00
Cyprus	Rem E Dica Ltd.	Nutrition, Ph arm ace uticals	7,014,917.00

**Major Equipment ordered by Agency during 2005**  
(Orders of USD 30,000 or more)

Agency/Country Procurement	Name of supplier	Description of goods (equipment)	Total Cost (USD)
<b>UNICEF cont.</b>			
Czech Republic	Krk Onossk E Papirny A.s.	Education Supplies, Medical Re new able	794,083.00
Denmark	Topnordic A/S	IT & Office Supplies	6,779,995.00
Denmark	Borg & Bigum Danm Ark A/S	Education Supplies, Clothing & Footwear, Identific. & Signage	4,302,711.00
Denmark	State Ns Serum Institut	Vaccine s /Biologicals	3,369,266.00
Denmark	Buk K E H Ave A/S	Transport, Water & Sanitation, Medical Equipment	3,050,685.00
Denmark	A/S Ve S Tfrøst	Cold Chain Equipment	2,654,490.00
Denmark	Joh S. Gram -h Ans S En A/S	Education Supplies, IT & Office Supplies, Transport	2,000,019.00
Denmark	Monarfile X A/S	Water & Sanitation, Shelter/Field Equipment	1,543,849.00
Denmark	Danim E X Com M Unication A/S	Communication Equipment, IT & Office Supplies	1,479,951.00
Denmark	Z Arge S A Ps	Education Supplies	1,166,491.00
Denmark	Grundfos Dk A/S	Water & Sanitation	1,108,944.00
Denmark	Com Pact A/S	Nutrition	1,085,695.00
Denmark	Missionph Arm A A/S	Medical Re new able, Pharmaceutical	994,806.00
Denmark	Conne Citra Aps	Medical Equipment	919,260.00
Denmark	Se Le Ct Sport A/S	Education Supplies	802,431.00
Denmark	Roch E Vitam Ins A/S	Nutrition	688,968.00
Denmark	Topnordic A/S	Communication Equipment, IT & Office Supplies, Printing	663,370.00
Denmark	Canon Danm Ark A/S	IT & Office Supplies	559,120.00
Denmark	Am Bu A/S	Education Supplies, Medical Equipment	530,824.00
Denmark	A/S Ve S Tfrøst	Cold Chain Equipment	514,919.00
Denmark	Pe Te R Jus Te S E N Com Pany A/S	IT & Office Supplies, Communication Equipment	421,996.00
Denmark	Fairpoint A/S	Communication Equipment, Water & Sanitation	395,100.00
Denmark	Kjaer & Kjaer R W Orldw Ide A /	Transport	394,488.00
Denmark	Scanph Arm A/S	Pharmaceuticals	323,207.00
Denmark	Fortite Ch Europe Aps	Nutrition	259,776.00
Denmark	Kive X A/S	Medical Equipment	229,392.00
Denmark	Sm Ith & Ne Ph Ew A/S	Pharmaceuticals	187,171.00
Denmark	Ch R. Bardram H E Alth -care A Ps	Medical Equipment, Medical Re new able	179,031.00
Denmark	Canon Danm Ark A/S	IT & Office Supplies	176,275.00
Denmark	Kronle In Im Port & Export Agencies	Education Supplies, Water & Sanitation, Medical Re new able	168,772.00
Denmark	Uni-safe A/S	Warehousing	159,204.00
Denmark	Unom E Dical	Medical Re new able	158,129.00
Denmark	Le Ica Microsyste M S A/S	Education Supplies, Laboratory Supplies	150,703.00
Denmark	H Ach Lange A /S	Laboratory Supplies, Water & Sanitation	143,497.00
Denmark	Pe Te R Jus Te S E N Com Pany A/	Communication Equipment, Education Supplies	141,332.00
Denmark	H Oh W Ate R Te Ch Nology A/	Water & Sanitation	131,780.00
Denmark	Dsm Nutritional Products A/S	Nutrition	130,936.00
Denmark	As Crow N Em Ballage As	Medical Re new able	127,500.00
Denmark	S P Se Rvice V/S Eifort	Medical Re new able	116,934.00
Denmark	Gank E T A/S	Identific. & Signage, Printing	116,893.00
Denmark	Eure St A/S	Staff Supplies	108,022.00
Denmark	Llum Ar A/S	IT & Office Supplies	106,487.00
Democratic Republic of the Congo	Co Ngotex (E X Utefrica)	Printing, Identific. & Signage	462,049.00
Democratic Republic of the Congo	Kinpress (Imprimerie Typo -o Fset)	Printing	323,107.00
Democratic Republic of the Congo	Instaprint	Printing	187,623.00
Democratic Republic of the Congo	Agb S.p.r.l.	Printing	126,957.00
Democratic Republic of the Congo	Co Bil S.a.r.l.	Fuel & Lubricants, Warehousing	106,924.00
Ethiopia	H Aron Com Pute R Pvt. Ltd. Co.	Education Supplies, IT & Office Supplies, Printing	407,843.00
Ethiopia	Dan Tech No Craft	Nutrition, Medical Equipment, Shelter/Field Equipment	302,094.00
Ethiopia	Be Re K E T Plc	Water & Sanitation, Education Supplies	298,607.00
Ethiopia	Edm Printing Entente Rprise	Printing, Clothing & Footwear	289,904.00
Ethiopia	Se Lam Aw It Abate Im Porte R	Shelter/Field Equipment, Education Supplies	257,815.00
Ethiopia	Omedad Pvt. Ltd. Co.	IT & Office Supplies, Education Supplies	242,891.00
Ethiopia	Kk Private Lim It D Com Pany	Shelter/Field Equipment	242,866.00
Ethiopia	Messebo Build. Mate Rials Productn. Plc	Water & Sanitation	223,114.00
Ethiopia	Negussie G/Gio Rgis	IT & Office Supplies, Education Supplies	173,075.00
Ethiopia	Rias Metal Artis Tic W Ork S	IT & Office Supplies, Education Supplies	168,164.00
Ethiopia	Bah Iru Birru Metals& W Ood W Ork Entente Rpt	Education Supplies, IT & Office Supplies, Printing	164,058.00
Ethiopia	Ch Amber Printing H Ouse Pvt	Printing, Education Supplies	153,629.00
Ethiopia	Jupite R Trading	Education Supplies, IT & Office Supplies, Printing	147,893.00
Ethiopia	Fits Private Lim It D Com Pany	Nutrition, Education Supplies, IT & Office Supplies	147,327.00
Ethiopia	Master Printing Press	Printing, Education Supplies	140,845.00
Ethiopia	Mak Y Tx Trading	Education Supplies, IT & Office Supplies, Printing	131,111.00
Ethiopia	Empde	Education Supplies	128,130.00
Ethiopia	Finfinne Printing & Publish Ing S.c.	Education Supplies, Printing	127,693.00
Ethiopia	Mamco Plc	Education Supplies, Business/Health Services/Technology	123,451.00
Ethiopia	N & N Trading	Printing, Education Supplies	119,726.00
Ethiopia	Abebech Gobe Na Ye H Is T. Keb.lim . Dirijit	IT & Office Supplies, Medical Equipment	111,168.00
Ethiopia	Inte Rnational Stationary& Com P. Acce S S	Education Supplies	104,795.00
Finland	Pa-h U Oy	Medical Re new able	2,160,206.00
Finland	Ab Crow N Products Oy	Education Supplies	1,782,887.00
Finland	H Uurre Finland Oy	Cold Chain Equipment	1,710,210.00
Finland	Sm Ead Pape Risto Oy	Education Supplies	1,152,524.00
Finland	Sadem An Oy	Nutrition	305,522.00
Finland	Naps System S Oy	Cold Chain Equipment, Water & Sanitation	28,609.00
France	Sanofi Paste Ur	Vaccine s /Biologicals	57,053,988.00
France	Nutris E T	Nutrition, Pharmaceutical	10,184,900.00
France	Sanofi W Inth Rop Indus Trie S.a.	Pharmaceuticals	3,042,895.00
France	Atlas Copco Drilling Solutions	Water & Sanitation, Transport	1,854,290.00
France	Degré M Ont	Water & Sanitation	1,227,293.00
France	Panph Arm A Laboratoire S	Pharmaceuticals	1,002,206.00
France	Bristol-myers Sq Uibb Sarl	Pharmaceuticals	794,484.00
France	Sovem A	Water & Sanitation	773,544.00
France	Cofranlait	Nutrition	716,268.00
France	Bio-rad Laboratoire S	Diagnostic Test Kits, Laboratory Supplies, Education Supplies	697,745.00
France	Sofip Export	IT & Office Supplies	666,610.00
France	Om Yacolor Sa	Education Supplies, IT & Office Supplies	589,553.00
France	W Ate R Te Ch Nology Conce Pts	Water & Sanitation	569,274.00
France	Apex Bp Solar	Cold Chain Equipment, Water & Sanitation	360,272.00
France	Spe Ngile R	Medical Equipment	335,069.00
France	Re Nault Truck S	Transport	276,022.00
France	Gue Rbe T	Pharmaceuticals	250,978.00
France	Arch Ch Em Ical S.a.	Water & Sanitation	218,580.00
France	Irriconsult	Water & Sanitation	206,326.00
France	Taem A	Medical Equipment	165,413.00
France	Laboratoire Re Naudin	Pharmaceuticals	164,056.00
France	Bio Merie Ux S.a.	Diagnostic Test Kits	135,998.00
France	Age Ncinox	Medical Equipment	126,598.00
France	Ve Rgnet H Ydro	Water & Sanitation	120,374.00
France	Ge Osmonics Sa	Water & Sanitation	110,380.00

**Major Equipment ordered by Agency during 2005**  
(Orders of USD 30,000 or more)

Agency/Country Procurement	Name of supplier	Description of goods (equipment)	Total Cost (USD)
<b>UNICEF cont.</b>			
Germany	Boe H Ringe R Inge Lh E Im Gm Bh	Ph arm ace uticals	5,537,422.00
Germany	Abbott Gm Bh & Co Kg	Diagnostic Te st Kits, Medical Eq uipm e nt	4,885,582.00
Germany	H E Rlitz Pbs Ag	Education Supplie s, IT & Office Supplie s	2,326,371.00
Germany	Fle Isch H Ack E R Gm Bh & Co.kg	Diagnostic Test Kits, Laboratory Supplies, Medical Eq uipm ent	2,126,939.00
Germany	Destroje Ct Gm Bh Medical D E Vice S	Medical Re new able	1,986,713.00
Germany	Lom Aph Arm , Rudolffoh M Ann Gm Bh Kg	Nutrition, Ph arm ace uticals	1,901,148.00
Germany	Kbi Kunststoffe Ute L Prod. Gm Bh & Seca Gm Bh & Co. Kg.	Ph arm ace uticals	1,646,003.00
Germany	Pyth Ago Color Gm Bh	Nutrition	1,505,709.00
Germany	Stoe H R Turn- Und Sportge Rae Te	Education Supplie s	893,538.00
Germany	Sm Urfit Kappa Gm Bh	Education Supplie s , Re h ab./Dis abilitie s	860,547.00
Germany	H Um An Gm Bh	W are h ous ing	714,806.00
Germany	H E Nk E -sass, W Olf Gm Bh	Laboratory Supplie s	679,634.00
Germany	Landre Gm Bh	Medical Re new able	637,279.00
Germany	Rote Xn E Dica Gm Bh	Education Supplies, IT & Office Supplies, Medical Renew able	620,622.00
Germany	Polim Oon Gm Bh	Ph arm ace uticals	567,665.00
Germany	Msi Gm Bh	W ater & Sanitation	518,898.00
Germany	Motore Nfabrik H Atz Gm Bh & Co Kg	Nutrition	470,345.00
Germany	Dr. Paul Loh M Ann Gm Bh Kg	W ater & Sanitation	352,140.00
Germany	Fle Isch H Ack E R Gm Bh & Co.kg	Nutrition	327,854.00
Germany	Ch Em PateX Medizinisch E	Laboratory Supplie s, Diagnostic Te st Kits	306,594.00
Germany	Roch E D Iagnos Tics Gm Bh	Medical Re new able	300,251.00
Germany	Kirsch Ph Arm A Gm Bh	Diagnostic Te st Kits, Laboratory Supplie s	226,764.00
Germany	Ernst Kle Tt Sprach E N Gm Bh	Ph arm ace uticals,W ate r & Sanitation	210,458.00
Germany	Copack Gm Bh	Education Supplie s	205,032.00
Germany	Medin Medical Innovations Gm Bh	Diagnostic Te st Kits	116,023.00
Germany	Stoof Inte Rnational Gm Bh	Medical Eq uipm e nt	115,426.00
Germany		IT & Office Supplie s	107,557.00
Ghana	Sedco Publish Ing Ltd.	Printing	318,998.00
Ghana	Ro Yal Cro W N Press Ltd.	Printing	191,936.00
Ghana	Type	Printing, Education Supplie s	169,224.00
Ghana	Co Untry Peace Ltd.	W ater & Sanitation, Education Supplie s	147,264.00
Ghana	Sh Arp Impressions	Printing	126,267.00
Ghana	Cool Keep Trading Agency	W ater & Sanitation, Education Supplie s	104,584.00
Ghana	My Ow N Trading Stores	W ater & Sanitation	102,742.00
Guatemala	Fibraso L, S.a.	W ater & Sanitation	118,597.00
Guinea	Total Guinee	Fue l & Lubricants	441,881.00
Guinea	Ets Aly K.s Faw Az	Nutrition, W ater & Sanitation, Education Supplie s	122,330.00
Haiti	Ator / Les Ateliers Oreste	Education Supplie s, IT & Office Supplie s	142,917.00
Haiti	Joca Ebenisterie	IT & Office Supplie s	138,469.00
Haiti	H Aytian Tracto R	IT & Office Supplie s	120,658.00
Hungary	Pannonph Arm A Ph Arm Ace Utical Ltd.	Ph arm ace uticals	107,310.00
India	Panace A Biotec Ltd.	Vaccine s /Biologicals	86,838,558.00
India	Se Rum Ins Titute O F India Ltd.	Vaccine s /Biologicals	47,068,099.00
India	Cipla Ltd.	Ph arm ace uticals	17,308,414.00
India	Sh Anth A Biote Ch Nics Ltd.	Vaccine s /Biologicals	8,451,893.00
India	Ge E Tanjali W Oolle Ns Pvt. Ltd.	Sh e lte r/Fie ld Eq uipm e nt	1,947,032.00
India	Strides Arcolab Lim lte D	Ph arm ace uticals	1,852,020.00
India	Ipca Laboratories Lim lte D	Ph arm ace uticals	1,783,739.00
India	Ok Play (India) Ltd	Education Supplie s	1,646,716.00
India	Orch Id Biom E Dical Syste M S	Diagnostic Te st Kits	1,514,501.00
India	Nik H I I O Ffs E T	Printing, Ide ntific. & Signage	1,276,405.00
India	Nich Olas Piram Al India Lim lte D, Th Ane	Ph arm ace uticals	1,122,427.00
India	Ajay Industrial Corporation	W ater & Sanitation, W are h ousing	1,120,967.00
India	Ergom Axx (India) Private Lim lte D	Education Supplie s, IT & Office Supplie s	1,006,357.00
India	Blow Kings	Cold Ch ain Eq uipm e nt	844,783.00
India	Fdc Ltd.	Ph arm ace uticals	836,631.00
India	Re Dington Distribution Pte Lim lte D	IT & O flice Supplie s , Com m unication Eq uipm e nt	825,824.00
India	Gopsons Pape Rs Lim lte D	Printing	758,543.00
India	W Ipro Ge Medical Syste M S	Medical Eq uipm e nt	737,317.00
India	Ranbaxy Laboratories Ltd.	Ph arm ace uticals	722,397.00
India	Sivasak Th I W Ood W Ork S	Education Supplie s	718,603.00
India	Salter India Private Ltd.	Nutrition, W ater & Sanitation	661,919.00
India	Aov International	Cold Ch ain Eq uipm e nt	650,849.00
India	S. Narayan & Sons	Printing	639,584.00
India	Nitraa, Sivasak Th I W Ood W Ork S	Education Supplie s	635,056.00
India	Good Luck Ste E L Tubes Ltd.	W ater & Sanitation, Education Supplie s	562,139.00
India	Span Pumps Private Limited	W ater & Sanitation	511,715.00
India	Aov Inte Rnational	W ater & Sanitation, Cold Ch ain Eq uipm e nt	511,158.00
India	Surya Print Process Pvt. Ltd.	Education Supplie s, Ide ntific. & Signage	499,282.00
India	Sintex Industries Ltd., Kalol	W ater & Sanitation, Be dne ts/h ouse h old Te ch nology	492,115.00
India	Z E Ph Yr Biom E Dicals	Diagnostic Te st Kits	475,000.00
India	Caxton Printe Rs	Printing	450,319.00
India	Fdc Lim lte D, Nash Ik	Ph arm ace uticals	371,901.00
India	Merck Lim lte D	W ater & Sanitation, Laboratory Supplie s	368,554.00
India	Avon Cycles Ltd.	Trans port	351,708.00
India	Toyop Re Lie F	Medical/H ygie ne K its, Sh e lte r/Fie ld Eq uipm e nt	350,200.00
India	Ori-plast Limited	W ater & Sanitation	314,735.00
India	Kay Te Nt Industrie S	Sh e lte r/Fie ld Eq uipm e nt	301,687.00
India	Balaji Industries & Engineering	W ater & Sanitation, W are h ousing	292,379.00
India	Patna Offs E T Pre S S	Printing	287,261.00
India	H Clinfosystem S Ltd.	IT & Office Supplie s	284,503.00
India	Stride S A Rcolab Lim lte D, Bangalore	Ph arm ace uticals	280,577.00
India	Mbi Kits Inte Rnational	Laboratory Supplie s, Diagnostic Te st Kits	278,745.00
India	Salem Ste E L Plant	Nutrition, Sh e lte r/Fie ld Eq uipm e nt, W ater & Sanitation	277,338.00
India	Blow Kings	Cold Ch ain Eq uipm e nt	277,179.00
India	Priyanka (India) Pvt. Ltd	Sh e lte r/Fie ld Eq uipm e nt	274,050.00
India	Bih Ar Tubes Lim lte D	W ater & Sanitation, W are h ousing	270,481.00
India	J.m.d.i. Line N Private Lim lte D	Printing, Ide ntific. & Signage	266,989.00
India	Print H Ouse India Pvt. Ltd.	Printing	266,650.00
India	Balsara H Om E Products Lim lte D	Be dne ts/h ouse h old Te ch nology	264,669.00
India	A J Statione Ry Pvt. Ltd.,	Education Supplie s	263,784.00
India	Poddar Scre E N, Patna	Printing	254,794.00
India	Ch Em -in Corporation	W ater & Sanitation	254,214.00
India	Excel Adve Rtising Age Ncy, Patna	Printing	248,799.00
India	Sintex Industries Ltd., Bangalore	W ater & Sanitation	247,897.00
India	Godre J & Boyce M Fg. Co. Ltd., Mum Bai	Education Supplie s, IT & Office Supplie s	243,065.00
India	Calcutta Ch Rom Otype Private Lim lte D	Printing	239,275.00
India	Am Bik A Ove Rs E As	W ater & Sanitation	235,345.00
India	Tata Motors Lim lte D	Trans port	231,915.00
India	Tam Il Nadu Medical Se Rvices Corp. Ltd	Medical Eq uipm e nt	220,357.00

**Major Equipment ordered by Agency during 2005**  
(Orders of USD 30,000 or more)

Agency/Country Procurement	Name of supplier	Description of goods (equipment)	Total Cost (USD)
<b>UNICEF cont.</b>			
India	Doctor Beliram & So Ns (Mfg.)	Water & Sanitation, Nutrition	219,036.00
India	Kay & Company	Education Supplies, Medical Renewable	213,927.00
India	Osh O Tools Pvt. Ltd.	Water & Sanitation	201,674.00
India	Th E O Ffs E Tle Rs India Pvt. Ltd.	Printing	198,979.00
India	Navnirm Iti, Mum Bai	Education Supplies	198,433.00
India	Kanam Latex Industries Private	Medical Renewable	197,700.00
India	Intas Ph Arm Ace Uticals Ltd.	Pharmaceuticals	193,864.00
India	Kisan Mouldings Lim Ited	Water & Sanitation	190,671.00
India	Tagros Chem Cals India Ltd	Benzenes/Hexachlorocyclohexane	177,590.00
India	Vijayavani Printe Rs, Ch Ittoor	Printing	176,132.00
India	Digam Ber Statione Rs, Delh I	Education Supplies	169,633.00
India	Sh Re E Om Ente Rprises Pvt. Ltd.,	Printing	166,081.00
India	R S Indus Trie S	Education Supplies, Clothing & Footwear	164,748.00
India	H Onda Sie L Pow E R Products Ltd.	IT & Office Supplies	164,280.00
India	Lo Vely Offset Printers	Printing	163,657.00
India	Mah Indra & Mah Indra Ltd., Mum Bai	Transport	160,482.00
India	Sports Land	Education Supplies	153,794.00
India	Annapoorna Industrial Corporation	Education Supplies	150,359.00
India	Sony India Pvt. Ltd.	Communication Equipment	149,385.00
India	Sh Ash I Bh USAN Ch Atte Rjee & Sons	Education Supplies, Medical Equipment	143,918.00
India	H Ero H Onda Motors Limited	Transport	143,224.00
India	National Book Trust	Printing	128,293.00
India	Sanjay Printing W Ork S, Patna	Printing	125,839.00
India	Eros Industrie S	IT & Office Supplies	120,507.00
India	Ge E Tanjali W Oolle Ns Pvt. Ltd.	Shelf/Fridge Equipment	115,315.00
India	W Ate R H E Alth Laboratorie S , Roor K E E	Water & Sanitation	115,125.00
India	Sah Nisons M Anufacturing Com Pany	Medical Equipment, Medical Renewable, Water & Sanitation	112,969.00
India	Park Ash W Oollen Industrie S	Shelf/Fridge Equipment	112,941.00
India	Kanoria Chem Cals & Industries Lim Ited	Water & Sanitation	110,854.00
India	Tulik A Publish E Rs	Printing	110,853.00
India	Micro Labs Ltd.	Pharmaceuticals	110,700.00
India	Praful Metal W Ork S, Dam An	Water & Sanitation, Warehousing	107,930.00
India	Kadam M Ark E Ting Ltd	IT & Office Supplies, Water & Sanitation	106,515.00
India	New Ratan Priya, Patna	Printing	105,545.00
Indonesia	Office Pro	Clothing & Footwear, Education Supplies	1,503,074.00
Indonesia	Pt Astra Inte Rnational Tbk - Isuzu	Water & Sanitation	1,153,606.00
Indonesia	Pt Intra W Ah Ana Baru	Clothing & Footwear, Medical/Hygiene Kits	1,121,135.00
Indonesia	Pt Buana Intisupply Aditam A	Education Supplies, Medical/Hygiene Kits	1,026,916.00
Indonesia	Pt Kurnia Adim Itra	Shelf/Fridge Equipment, Benzenes/Hexachlorocyclohexane	1,008,800.00
Indonesia	Pt Tisa Diam Anta Kusum A	Education Supplies, Nutrition, Medical/Hygiene Kits	1,005,053.00
Indonesia	Pt Pralon	Water & Sanitation	856,254.00
Indonesia	Pt Indonesia Printers	Printing, Education Supplies, Identification & Signage	760,962.00
Indonesia	Pt Multi Kuarta K E Ncana	Education Supplies, IT & Office Supplies	735,497.00
Indonesia	Pt Unite D Tractors . Tbk	Water & Sanitation	729,446.00
Indonesia	Pt H Arrism A Inform Atik A Jaya	IT & Office Supplies, Communication Equipment	680,754.00
Indonesia	Pt Metro Tiga Berlian Moto Rs	Transport, Water & Sanitation	621,543.00
Indonesia	H Arapan Prima	Printing	608,758.00
Indonesia	Pt. Setiawan Kum Alagiri	Education Supplies, Water & Sanitation	528,915.00
Indonesia	P.t. Bio Farm A (Pe Rs E Ro)	Vaccines/Biologicals	452,034.00
Indonesia	Pt Balai Pustak A	Printing	450,739.00
Indonesia	Cv Goe No	Shelf/Fridge Equipment, Benzenes/Hexachlorocyclohexane	440,034.00
Indonesia	Pt Citra Grafik A Pratam A	Printing	433,164.00
Indonesia	Pt Ciw Angi Be Rlian Motors	Water & Sanitation, Transport	406,856.00
Indonesia	Cv Citra Praya	Printing	364,577.00
Indonesia	Cv Re Gina	Printing	362,964.00
Indonesia	P.t. Primattech Computama	IT & Office Supplies, Communication Equipment	327,414.00
Indonesia	Pt Bum I Ak Sara	Printing	321,244.00
Indonesia	Cv Ricardo Publish Ing & Printing	Printing	303,812.00
Indonesia	Pt. Balai Pustak A	Printing	287,974.00
Indonesia	Pt Ch Itose Indonesia Manufacturing	IT & Office Supplies	228,945.00
Indonesia	Pt Tiara K E Ncana	Medical Renewable, Medical Equipment, Pharmaceuticals	166,057.00
Indonesia	Pt. Kom Te Lindo Erabuana	Clothing & Footwear, Medical/Hygiene Kits	136,130.00
Indonesia	Pt Alph A Grah A Com Putindo	IT & Office Supplies, Communication Equipment	135,635.00
Indonesia	Pt Airindo Sak Ti	Communication Equipment	123,070.00
Indonesia	Pt Alph A Cipta Com Putindo	IT & Office Supplies	120,631.00
Indonesia	Cv Mah K Ota	IT & Office Supplies, Nutrition, Clothing & Footwear	107,289.00
Indonesia	Pt Optim A Adh Ik A	Printing	105,950.00
Indonesia	Cv Anek A Ilm U	Printing	105,597.00
Indonesia	P.t. Sam Afitro	Printing, IT & Office Supplies	101,584.00
Iran (Islamic Republic of)	Se Tareh D E Rak H Sh An Net Co.	IT & Office Supplies, Education Supplies	558,913.00
Iran (Islamic Republic of)	Nirou Ch Lor Co.	Water & Sanitation	528,625.00
Iran (Islamic Republic of)	Gardoone H A Co.	Education Supplies, Warehousing	267,788.00
Iran (Islamic Republic of)	Foroush Gah Sh Ah Rvand	IT & Office Supplies, Medical/Hygiene Kits	192,379.00
Iran (Islamic Republic of)	Tajh Iz At Madresseh Co .	Education Supplies, IT & Office Supplies	134,659.00
Iran (Islamic Republic of)	D Epo Mach Ine Co.	Warehousing, IT & Office Supplies	113,413.00
Iraq	Alfik Er Inform . Te Ch Nolog(com Puth Ink )	IT & Office Supplies, Communication Equipment	132,886.00
Ireland	Trinity Biote Ch	Diagnostic Test Kits	2,744,086.00
Ireland	Mede Nte Ch Ltd	Pharmaceuticals, Water & Sanitation	799,413.00
Ireland	Ove Lle Lim Ited	Pharmaceuticals	178,202.00
Israel	S.n.o Aseel Co. For Printing & Trading	Printing, Communication Equipment	1,060,755.00
Israel	Nirosoft Industries Ltd.	Water & Sanitation	660,500.00
Israel	Orge Nics Ltd.	Diagnostic Test Kits	363,924.00
Israel	Odis Filte Ring Ltd.	Water & Sanitation	346,323.00
Israel	Atlas Fibe R Glass Co.	Education Supplies	276,966.00
Israel	Om Ega Ltd - Ch Alk Factory	Education Supplies	244,502.00
Israel	Edisco	IT & Office Supplies	242,375.00
Israel	Rayan Industrial Com M E Rcial Co.	Education Supplies	190,995.00
Israel	Natsh E Bags Est.	Clothing & Footwear	182,448.00
Israel	Bci Inc.	IT & Office Supplies, Communication Equipment	160,790.00
Israel	Annah Da Book Sh Op	Printing, Education Supplies, Medical/Hygiene Kits	111,825.00
Israel	Inte Rm E D-pal	Medical Equipment	107,217.00
Italy	Ch Iron S.r.l.	Vaccines/Biologicals	24,663,992.00
Italy	Fazzini S .r.l.	Medical Equipment	1,524,903.00
Italy	Alfa Inte S	Pharmaceuticals	1,170,107.00
Italy	Gio Style Spa	Cold Chain Equipment	1,141,406.00
Italy	Coe Lm O S .r.l.	Medical Equipment, Water & Sanitation, Transport	848,621.00
Italy	Unive Rsal S.p.a.	Education Supplies	604,664.00
Italy	Ive Co S.p.a.	Transport	460,008.00
Italy	Fe Rrino & C. S.p.a.	Shelf/Fridge Equipment	324,660.00
Italy	Vic W Ater System S Srl	Water & Sanitation	312,000.00
Italy	I.m.o.	Water & Sanitation	297,008.00

**Major Equipment ordered by Agency during 2005**  
(Orders of USD 30,000 or more)

Agency/Country Procurement	Name of supplier	Description of goods (equipment)	Total Cost (USD)
<b>UNICEF cont.</b>			
Italy	Sapone Rie M. Fissi S.p.a.	Medical Re new able	230,008.00
Italy	Tasco S.r.l	W ater & Sanitation	144,728.00
Italy	Adriate Ch Drilling Tools	W ater & Sanitation	135,515.00
Italy	Laboratorio Farm Acologico Milane S E	Ph arm ace uticals	118,492.00
Japan	Sum Itom O Ch Em Ical Co. Ltd.	Be dne ts	31,155,044.00
Japan	Toyota Motor Corporation	Trans port	10,819,532.00
Japan	J. Ge Rber & Com Pany (Japan) Ltd.	Transport, W ater & Sanitation	4,733,063.00
Japan	Japan Bcg Laboratory	Vaccine s /Biologicals	4,121,413.00
Japan	Olym Pus Corporation	Laboratory Supplie s, Medical Eq uipm e nt	1,012,594.00
Japan	Fujire Bio Inc.	Diagnostic Te st Kits	648,133.00
Japan	Nissan Trading Co., Ltd	Trans port	580,493.00
Japan	Nissan Trading Co., Ltd	Trans port	469,074.00
Japan	K. Arano & Co., Ltd.	Transport, Education Supplie s, W ater & Sanitation	242,479.00
Japan	Toa Corporation	Com m unication Eq uipm e nt	167,177.00
Jordan	Forum Furniture Co.	Education Supplie s	3,942,895.00
Jordan	National Ch Lorine Industrie S	W ater & Sanitation	3,211,916.00
Jordan	Explo Ra Security Ltd	W ater & Sanitation, IT & Office Supplie s	201,131.00
Jordan	Dar Al-sh Orouk	Printing	137,205.00
Kenya	Te Ch No Re Lie F Services Ltd.	Sh e lte r/Fie ld Eq uipm e nt, Nutrition, W ater & Sanitation	6,982,094.00
Kenya	Rymans Limited	Education Supplie s , Cloth ing & Footw e ar	2,219,250.00
Kenya	To Yota East Africa Ltd	Transport, Fue l & Lubricants	2,110,678.00
Kenya	Black W ood H Odge (K E Nya) Ltd	Cold Ch ain Eq uipm e nt, W ater & Sanitation, W are h ousing	772,782.00
Kenya	Proctor & Allan (East Africa) Ltd.	Nutrition	739,290.00
Kenya	Tarpo Industries Limited	Sh e lte r/Fie ld Eq uipm e nt, Education Supplie s, Agriculture	692,059.00
Kenya	Caltex Oil (Kenya) Limited	Fue l & Lubricants	555,245.00
Kenya	Colour Cre Ations	Ide ntific. & Signage , Cloth ing & Footw e ar, Printing	520,137.00
Kenya	Spinne Rs And Spinne Rs Ltd.	Sh e lte r/Fie ld Eq uipm e nt	475,200.00
Kenya	Sigh T And Sound Com Pute Rs Ltd	IT & Office Supplie s , Education Supplie s, Printing	386,272.00
Kenya	English Press Ltd	Printing, Education Supplie s	347,051.00
Kenya	Adva Te Ch Office Supplie S	Education Supplie s, IT & Office Supplie s, Printing	338,339.00
Kenya	Nairobi Ironmongers Ltd	W ater & Sanitation, Agriculture, IT & Office Supplie s	332,844.00
Kenya	Kaluw Ork S Lim lte D	Nutrition	217,328.00
Kenya	Megamart Appliances Limited	Com m unication Eq uipm e nt, Sh e lte r/Fie ld Eq uipm e nt	210,907.00
Kenya	Re Liable Construction & Contractors Ltd	Fue l & Lubricants, W ater & Sanitation	190,139.00
Kenya	Atlas Copco Eas Te Rn Africa Lim lte D	W ater & Sanitation	186,878.00
Kenya	Proctor & Allan	Nutrition	168,725.00
Kenya	Davis & Sh ltriff Limited	W ater & Sanitation	147,598.00
Kenya	Navcom Ltd	Com m unication Eq uipm e nt	145,897.00
Kenya	Petrocity Enterprises (Ns) Ltd	Fue l & Lubricants, W ater & Sanitation	144,099.00
Kenya	Alibh Ai Sh Arif & Co Ltd.	Education Supplie s, W ater & Sanitation	131,624.00
Kenya	Mfi O Ffice Solutio Ns	IT & Office Supplie s , Education Supplie s, Printing	100,139.00
Kenya	Lino Stationers (K) Ltd.	Education Supplie s, W are h ousing	100,054.00
Lao Pe ople 's D em ocratic Re public (th e)	Provincial H E Alth D E Pt. Of Luangprabang	W ater & Sanitation	140,828.00
Lebanon	Liban Cables S.a.l.	Medical Eq uipm e nt	855,682.00
Lebanon	Younes Bross Sarl	W ater & Sanitation	155,451.00
Luxembourg	Dom E Tic Sarl	Cold Ch ain Eq uipm e nt	4,270,633.00
Luxembourg	Dom E Tic Sarl	Cold Ch ain Eq uipm e nt	1,873,870.00
Madagascar	Sedico	Printing, Education Supplie s	895,845.00
Madagascar	Ecoprim S.a.r.l.	Printing, Education Supplie s	590,089.00
Madagascar	Blueprint	Printing, Education Supplie s	452,506.00
Madagascar	Madprint	Education Supplie s, Printing	224,741.00
Madagascar	Cnapmad	Printing, Education Supplie s	153,212.00
Madagascar	Imprimerie New Print	Education Supplie s, Printing	122,653.00
Malawi	Capital Furniture Company Ltd	Education Supplie s , Transport, IT & Office Supplie s	447,178.00
Malawi	Kris O Fset & Screen Printers Ltd	Education Supplie s	349,489.00
Malawi	Mapanga Furniture Limited	IT & Office Supplie s , Education Supplie s	245,750.00
Malawi	Design Printers	Printing	237,260.00
Malawi	Arkay Plastics Industry Limited	W ater & Sanitation, Sh e lte r/Fie ld Eq uipm e nt	208,954.00
Malawi	Far Distributio N Company Limited	Sh e lte r/Fie ld Eq uipm e nt, W ate r & Sanitation, Transport	175,861.00
Malawi	Fattani Offset Printers	Printing	154,316.00
Malaysia	H Ovid Sdn Bh D	Ph arm ace uticals	237,600.00
Maldives	Apollo Ente Rprises Pvt. Ltd.	W ater & Sanitation, Medical Eq uipm e nt, W are h ousing	811,026.00
Maldives	Milan Trading Pvt Ltd	W ater & Sanitation	719,029.00
Maldives	Vb Broth E Rs	W ater & Sanitation, Medical/H ygie ne K its	566,643.00
Maldives	Acute H Oldings Private Lim lte D	W ater & Sanitation	424,750.00
Maldives	Mega Ch Ip Pte . Ltd.	IT & O fffice Supplie s , Com m unication Eq uipm e nt, Printing	382,995.00
Maldives	Im Press Print	IT & Office Supplie s, Printing	338,071.00
Maldives	Asrafee Book Sh Op	Printing, Education Supplie s	288,635.00
Maldives	Alia Sto Re	W ater & Sanitation	222,772.00
Maldives	Sim Di Office Autom Ation	IT & O fffice Supplie s , Com m unication Eq uipm e nt	175,786.00
Maldives	Red Le Af Pvt. Ltd.	Nutrition	141,780.00
Maldives	Ash Rafee Booksh O P	Education Supplie s	131,561.00
Mali	To Tal- Mali	Fue l & Lubricants	689,447.00
Mauritania	Ets Moh Amed H Afedh	W ater & Sanitation	136,146.00
Mauritania	Ets Moh Amed Salem Ould Sabar	Nutrition	114,289.00
Mauritius	W Orld W Ate R Tre Atm E Nt	W ater & Sanitation	233,849.00
Mexico	Prov.de Arts. De Pap.y Comp	Education Supplie s	213,044.00
Mexico	Baxter Sa De Cv	Ph arm ace uticals	191,100.00
Mozambique	Dataserv Lda	IT & Office Supplie s , Printing, Com m unication Eq uipm e nt	203,670.00
Mozambique	Tipografia Acadé M lca, Lda	Printing, Education Supplie s	161,351.00
Mozambique	Agrifocus -agricultura E Com É Rcio Intl	Be dne ts/h ouse h old Te ch nology	109,200.00
Myanmar	Sh W E Naing Ngan Printing H Ouse	Printing, Education Supplie s	264,013.00
Myanmar	Mah Ar Kyaw D E Partm E Nt Store	Cloth ing & Footw e ar, Education Supplie s	200,031.00
Myanmar	Myanm Ar P'ipes & Accessories Co.,Ltd	W ater & Sanitation	126,533.00
Namibia	Jo H N Meinert	Printing, Education Supplie s	117,968.00

**Major Equipment ordered by Agency during 2005**  
(Orders of USD 30,000 or more)

Agency/Country Procurement	Name of supplier	Description of goods (equipment)	Total Cost (USD)
<b>UNICEF cont.</b>			
Nepal	H Ulas Steel Industries (P.) Ltd.	Water & Sanitation	257,552.00
Nepal	Balaju Yantrash Ala Pvt. Ltd.	Water & Sanitation	170,902.00
Nepal	Instant Meal Pvt. Ltd	Nutrition	169,600.00
Nepal	Union Press P. Ltd.	Printing	134,102.00
Nepal	Raje Sh Metal Crafts Ltd.	Water & Sanitation	132,648.00
Nepal	National Structure & Engine E Ring P.ltd.	Water & Sanitation	105,075.00
Netherlands	Merck Sh Arp & Doh M E B.v.	Pharmaceuticals	5,623,201.00
Netherlands	Th E M E Dical Export Group Bv	Medical Equipment, Medical Renewable, Laboratory Supplies	1,630,080.00
Netherlands	Imres Bv	Medical Equipment, Medical Renewable	244,119.00
Netherlands	Sim Ed Inte Rnational B.v.	Medical Equipment	229,515.00
Netherlands	France Te Le Com M Obile Sate Lite	Communication Equipment	169,909.00
Netherlands	Ida - Inte Rnational Dispe Nsary	Pharmaceuticals	147,833.00
Netherlands	Jans En Ve Nne Boe R B.v.	Water & Sanitation	114,023.00
Nigeria	Letco Furnish Ing Industry Ltd	Education Supplies	721,506.00
Nigeria	Lo Ngman Nigeria Plc.	Education Supplies	653,874.00
Nigeria	N. Danco Nigeria Limited	IT & Office Supplies, Education Supplies	578,690.00
Nigeria	Printserve Limited	Printing	273,540.00
Nigeria	Ch Ajonny Lim lte D	Education Supplies, Water & Sanitation	175,745.00
Nigeria	Jimmy Virgo Press Ltd	Education Supplies, Printing	167,704.00
Nigeria	Dunu Industries Lim lte D	Education Supplies, Water & Sanitation	124,474.00
Nigeria	Koggi Industries Limited	Education Supplies	103,828.00
Niger	Socié Té Des H Uile S O Lga	Nutrition	937,954.00
Niger	Elh Adj Sabiou Mamane	Nutrition	684,692.00
Niger	Ets Naya// O Usm Ane D Jik A	Nutrition	218,177.00
Niger	To Tallinaelf Niger	Fuel & Lubricants	165,836.00
Niger	Elh Tsayabou Ibrahim	Nutrition	140,997.00
Norway	Rofi Industrier As	Shelter/Field Equipment, Transport	820,862.00
Norway	W E lfa As	Pharmaceuticals	758,069.00
Norway	Te Le Nor Sate Lite Ne Tw Ork S As	Communication Equipment	558,247.00
Norway	Fisk Ars Brands Norge As	Education Supplies, Communication Equipment	503,992.00
Norway	W. Gier Rts En A/S	Warehousing	423,449.00
Norway	Scandinavian Water Technology As	Water & Sanitation	276,756.00
Norway	Lae Rdal Medical A/S	Education Supplies, Medical Equipment	137,067.00
Oman	Saud Bah W An Autom Otive Llc	Transport, IT & Office Supplies	540,782.00
Pakistan	Sh Ah lde Te Xtile Industrie S	Shelter/Field Equipment	2,371,383.00
Pakistan	City Te Xtiles (Pvt) Lim lte D	Shelter/Field Equipment, Clothing & Footwear	2,115,268.00
Pakistan	National Te Nt H Ouse	Shelter/Field Equipment, Education Supplies	2,013,168.00
Pakistan	H .sh E lk H Noor-ud-din & Sons Pvt Ltd	Shelter/Field Equipment	1,746,856.00
Pakistan	H . Nizam Din & Sons (Pvt) Ltd.	Shelter/Field Equipment	1,720,085.00
Pakistan	Dawood Yamah A Limited	Transport	1,571,990.00
Pakistan	Maith A Ge Ne Ral Trading (Llc)	Medical/Hygiene Kits, Clothing & Footwear	1,261,700.00
Pakistan	National Te Nt H Ouse	Shelter/Field Equipment, Clothing & Footwear	1,200,060.00
Pakistan	Arsal Ente Rprise S ,	Clothing & Footwear, Education Supplies	1,131,432.00
Pakistan	Maste R Glass Fibe R	Water & Sanitation, Warehousing	979,805.00
Pakistan	Internatio Nal Industries Limited	Water & Sanitation	755,450.00
Pakistan	Lareb Printing Pre S S	Printing	659,576.00
Pakistan	Bilal Inte Rnational Ente Rpris E S	Shelter/Field Equipment	614,309.00
Pakistan	Unile Ve R Pak lstan Lim lte D	Medical/Hygiene Kits, Bednets/ousehold Technology	472,668.00
Pakistan	Indus Motor Company Ltd.	Transport	455,173.00
Pakistan	Z Ah Ra Industries Private Lim lte D	Shelter/Field Equipment	415,663.00
Pakistan	Gre E Ns Tar Social Mark E Ting Pak lstan	Laboratory Supplies	387,237.00
Pakistan	Imgc Global (Pvt) Ltd.	Medical/Hygiene Kits, Education Supplies	361,249.00
Pakistan	Pakistan Cycle Industrial	Transport	356,423.00
Pakistan	Ajm Ari Inte Rnational (Pvt) Ltd.,	Clothing & Footwear, Shelter/Field Equipment	336,659.00
Pakistan	Al-h Am lde Trade Rs	Education Supplies, Warehousing, Medical Equipment	282,474.00
Pakistan	Jubilee Trade Rs	IT & Office Supplies, Education Supplies, Printing	271,476.00
Pakistan	D E Lph I Trade Rs	Water & Sanitation	253,604.00
Pakistan	M/S Re H M An & Broth E Rs	Clothing & Footwear, Education Supplies	246,472.00
Pakistan	Buraq Surgical Corporation	Medical Equipment	239,545.00
Pakistan	M/S Variety Palace	Warehousing, Clothing & Footwear, Cold Chain Equipment	229,726.00
Pakistan	General Traders (Pvt) Limited	IT & Office Supplies, Education Supplies	210,687.00
Pakistan	Mujah lde Soap & Ch Em lcal Ind.	Medical/Hygiene Kits	206,723.00
Pakistan	Z lta Inte Rnational	Laboratory Supplies, Water & Sanitation	197,615.00
Pakistan	Ak Bar & Z lk Ria Pipes (Pvt) Ltd.,	Water & Sanitation	189,272.00
Pakistan	Capital Statione Rs	Education Supplies	179,861.00
Pakistan	W Orldw lde Eq Uipm E Nt Se Rvice S ,	Water & Sanitation	179,349.00
Pakistan	Plastics (Private) Limited	Warehousing, Water & Sanitation	163,937.00
Pakistan	Noorani Printing & Pack Ing Industry	Printing	162,683.00
Pakistan	S.m. Jaffer & Co.	Medical Equipment, Water & Sanitation	160,953.00
Pakistan	O& A Busine S S M Ach lnes (Pvt) Ltd	IT & Office Supplies	158,108.00
Pakistan	Em lrates Trading Es Tablish M E Nt,	IT & Office Supplies	155,970.00
Pakistan	Decora Furnish E Rs ,	Education Supplies	145,964.00
Pakistan	Ubc Convertec (Pvt) Ltd.	Printing	138,901.00
Pakistan	Ne E Lum Soap & Ch E M lcal Industrie S	Bednets/ousehold Technology, Medical/Hygiene Kits	135,753.00
Pakistan	Global W Ork S	IT & Office Supplies, Water & Sanitation	133,401.00
Pakistan	M/S Quality Medical Services	Medical Equipment, Water & Sanitation	127,003.00
Pakistan	M/S Instant Print System	Printing	119,060.00
Pakistan	Sh Ani Engineers	Water & Sanitation	113,341.00
Pakistan	Bash lre Pipe Industries (Pvt) Ltd.,	Water & Sanitation, Transport	111,650.00
Pakistan	KaUSAr Book Depot,	Education Supplies	109,666.00
Pakistan	Faiz Book Depot	Printing	106,174.00
Pakistan	Multi Media	Education Supplies, Clothing & Footwear, Printing	105,421.00
Philippines (the)	Anssel Ente Rpris E S	Nutrition, Education Supplies, Clothing & Footwear	332,210.00
Philippines (the)	Ce Ntral H Om E Furnish Ing Inc.	Clothing & Footwear, Education Supplies, Nutrition	138,358.00
Philippines (the)	Ec-tec Commercial	Printing	134,304.00
Philippines (the)	Educational Mark E Ting Mentors	Education Supplies	115,117.00
Poland	Polsk le Z Ak Lady Optyczne S.a.	Laboratory Supplies	271,555.00
Republic of Moldova (the)	Syne Rgy Com M Unications	Printing	130,674.00
Republic of Korea	Lg Life Scie Nces Ltd.	Vaccines/Biologicals	7,396,999.00
Republic of Korea	Puyoung Ind. Co., Ltd.	Shelter/Field Equipment	524,334.00
Republic of Korea	Gre E N Cross Corporation	Diagnostic Test Kits	464,229.00
Republic of Korea	Standard Diagnos Tics Inc.	Diagnostic Test Kits	170,253.00
Russian Federation (the)	Ooo "Vital-pk"	IT & Office Supplies, Education Supplies	138,816.00
Senegal	Institut Paste Ur De D Ak Ar	Vaccines/Biologicals	336,000.00
Senegal	To Tal	Fuel & Lubricants, Transport	127,919.00

**Major Equipment ordered by Agency during 2005**  
(Orders of USD 30,000 or more)

Agency/Country Procurement	Name of supplier	Description of goods (equipment)	Total Cost (USD)
<b>UNICEF cont.</b>			
Sierra Leone	Sie Rra Le One National Pe Trole Um Co. Lt	Fue I & Lubricants	200,654.00
Singapore	Aqua-tech Engineering &	W ater & Sanitation	625,400.00
Singapore	Tyco H E Alth Care Pte . Ltd	Medical Eq uipm e nt	156,926.00
Somalia	Kh Eyr-doon	W ater & Sanitation, IT & Office Supplie s	120,706.00
South Africa	Baye R Pty (Ltd)	Be dne ts/h ous eh old te ch nology	5,457,917.00
South Africa	Tow Ns End Inte Rnational Pty Ltd.	Education Supplie s	1,396,150.00
South Africa	Te Lfa Tf Engine E Ring Cc	Education Supplie s	767,664.00
South Africa	Mask Ew Miller Longm An (Pty) Ltd.	Printing, Education Supplie s , Com m unication Eq uipm e nt	533,941.00
South Africa	Cip Indus Tries Cc	Cold Ch ain Eq uipm e nt	480,798.00
South Africa	Bast South Africa Pty Ltd.	Be dne ts/h ous eh old te ch nology	185,555.00
South Africa	Roch E Products (Proprie Tary) Lim lte	Laboratory Supplie s	138,914.00
South Africa	Roundabout O Utdoor (Pty) Ltd	W ater & Sanitation	126,154.00
South Africa	H E Yste K Rand Furniture Factory (H Ff)	Education Supplie s, IT & Office Supplie s	122,528.00
South Africa	Byte S D Ocum E Nt Solutions	IT & Office Supplie s, Printing	112,210.00
South Africa	Ente Rprise Conne Ction	IT & Office Supplie s, Printing	111,803.00
South Africa	Z E Ro Appliances (Pty)Ltd.	Cold Ch ain Eq uipm e nt, IT & Office Supplie s	107,868.00
Spain	Guido Rayos X.s.a.	Medical Eq uipm e nt	605,464.00
Spain	Bie Ffe M E Dital S.a.	Ph arm ace uticals	476,254.00
Spain	Marco Dach S. S.a.	Education Supplie s	181,904.00
Sri Lanka	Vith Ara Lanka	Cloth ing & Footw e ar, Sh e lte r/Fie ld Eq uipm e nt	550,553.00
Sri Lanka	Master Builders	IT & Office Supplie s	423,670.00
Sri Lanka	Gunaratne O Fiset Limited	Printing	327,649.00
Sri Lanka	Lanka Ash Ok Leyland Limited	Trans port	285,747.00
Sri Lanka	David Pie Ris M Otor Com Pany Ltd.	Trans port	260,433.00
Sri Lanka	New Eruba Textile	Medical Eq uipm e nt, Sh e lte r/Fie ld Eq uipm e nt	245,484.00
Sri Lanka	Atlas Industries	IT & Office Supplie s	212,239.00
Sri Lanka	Industrial Plastics (Private ) Ltd	W ater & Sanitation	187,406.00
Sri Lanka	Isuru Enterprises	Education Supplie s	160,288.00
Sri Lanka	Softw Ave Printing & Pack Aging (Pvt) Ltd	Printing, Education Supplie s	145,370.00
Sri Lanka	Pacific Sports (Pvt)Ltd	Education Supplie s	135,202.00
Sri Lanka	Pc H Ouse (Pvt) Ltd	IT & Office Supplie s, Printing	127,975.00
Sri Lanka	Enex Agencies (Pvt) Ltd	IT & O ffee Supplie s, Medical Eq uipm e nt	126,298.00
Sri Lanka	Joh N K E E Llis O ffee Autom Ation (Pvt) Lt	IT & O ffee Supplie s , Com m unication Eq uipm e nt	123,106.00
Sri Lanka	Th Atsh A Iron W O Rks	IT & Office Supplie s	119,544.00
Sri Lanka	Anth Ony Furnish Ers	Education Supplie s , Sh e lte r/Fie ld Eq uipm e nt	118,305.00
Sri Lanka	H Ayleys Indus Trial Solutions Ltd	IT & O ffee Supplie s, Medical Eq uipm e nt	116,273.00
Sri Lanka	W Im Al Engine E Ring (Pvt) Ltd	Trans port	115,896.00
Sri Lanka	Abc Com Pute Rs (Pvt) Ltd	IT & Office Supplie s	113,028.00
Sri Lanka	Cliftex Industries Limited	Cloth ing & Footw e ar	109,491.00
Sri Lanka	Sri Lanka	W ater & Sanitation	107,400.00
Sri Lanka	Laze Rgraph Ic (Pvt) Ltd.	Printing, Education Supplie s	106,348.00
Sudan	Alrida Trade & Industrial Co. Ltd.	Be dne ts/h ouse h old Te ch nology	1,804,534.00
Sudan	Diesel Generator Co . Ltd.	W ater & Sanitation, IT & Office Supplie s	1,283,682.00
Sudan	Ibm Ente Rprise Co. Ltd.	Cloth ing & Footw e ar, Sh e lte r/Fie ld Eq uipm e nt	968,751.00
Sudan	Red Sea H Ousing Services	IT & Office Supplie s	769,796.00
Sudan	United Engineering Services	Education Supplie s, W ater & Sanitation	599,870.00
Sudan	Tarbia Printing Press	Printing, Education Supplie s	568,838.00
Sudan	Albarak A Plastic Factory	W ater & Sanitation	536,384.00
Sudan	Azoom Plastic Factory	W ater & Sanitation	536,384.00
Sudan	Abdel Salam Abdel Gadir	W ater & Sanitation	519,337.00
Sudan	A/Aziz El Kh Air Moh Am M E D Nour	W ater & Sanitation	449,595.00
Sudan	H E M E Dan Inte Rnational Soap Factory	Be dne ts/h ouse h old Te ch nology	328,761.00
Sudan	Tagoug Soap Factory	Be dne ts/h ouse h old Te ch nology	328,761.00
Sudan	M/S Bish Oy Trading Co. Ltd.	Cloth ing & Footw e ar	263,441.00
Sudan	New Life Printing Pre S S	Printing	170,665.00
Sudan	H Afiez El Saye D El Barbary Co. Ltd.	W ater & Sanitation, Fue I & Lubricants	165,766.00
Sudan	Go Lden Arrow Co. Ltd.	Trans port	145,309.00
Sudan	Gapco (Sudan) Ltd.	Fue I & Lubricants	127,024.00
Sudan	Abdaa For Publicity And Adve Rtising	Printing, Cloth ing & Footw e ar, IT & Office Supplie s	123,071.00
Sudan	Financial Inve S Tm E Nt Bank	Be dne ts/h ouse h old Te ch nology	117,865.00
Sudan	Deco Tabi	Education Supplie s	117,791.00
Sudan	Sudabu Inve S Tm E Nt & Trading Ltd	W ater & Sanitation	117,217.00
Sudan	El Meim Ar Store S	W ater & Sanitation	103,670.00
Sudan	Dim ltry Sh .Jah M Y Contracting & Tradin	W ater & Sanitation	102,041.00
Sudan	Matth Ew Pe Trole Um	Fue I & Lubricants	101,443.00
Swaziland	Afritool (Pty) Ltd	Transport, Com m unication Eq uipm e nt, Medical Eq uipm e nt	226,378.00
Sweden	Sibir Inte Rnational Ab	Cold Ch ain Eq uipm e nt	2,847,229.00
Sweden	Sm Urfit Lagam III Ab.	Medical Re new able	1,883,915.00
Sweden	Sibir Inte Rnational Ab	Cold Ch ain Eq uipm e nt	1,759,591.00
Sweden	K Em Ira K Em I Ab, Kem W Ate R	W ater & Sanitation	1,381,085.00
Sweden	Linden Inte Rnational Ab	Medical Eq uipm e nt	496,545.00
Sweden	H E M Ocuie Ab	Laboratory Supplie s	460,754.00
Sweden	Menox Ab	Medical Eq uipm e nt	255,476.00
Sweden	Kanmed Ab	Medical Eq uipm e nt	195,441.00
Sweden	Rantzow S Sport Ab	Education Supplie s	119,482.00
Switzerland	Ve S Te Rgaard Frands E N S.a.	Laboratory Supplie s , Be dne ts	30,547,034.00
Switzerland	Be Rna Biote Ch Ltd.	Vaccine s /Biologicals	5,784,466.00
Switzerland	H Offm Ann-la Roch E Ltd.	Vaccine s /Biologicals, Ph arm ace uticals	2,540,136.00
Switzerland	Novartis Ph Arm A Ag	Ph arm ace uticals	2,040,721.00
Switzerland	Syngte Nta Crop Prote Ction Ag	Be dne ts/h ous eh old te ch nology	557,935.00
Switzerland	Tyco H E Alth Care Group Ag	Medical Re new able	302,524.00
Switzerland	Baxter Ag	Ph arm ace uticals	208,685.00
Switzerland	Dps Sa	IT & Office Supplie s	114,702.00
Switzerland	Be Rlinger & Co. Ag	Cold Ch ain Eq uipm e nt	109,966.00
Thailand	Com M Onw E Alth Trading Co., Ltd.	Be dne ts/h ous eh old te ch nology	4,165,225.00
Thailand	Siam D Utch Mosq Uito Ne Tting Co. Ltd	Be dne ts	1,358,936.00
Thailand	Ch Ulalo Ngkorn University	Printing	851,471.00
Thailand	Good Luck Steel Tubes Ltd.	W ater & Sanitation	713,155.00
Thailand	Prom Otion Of Appropriate Te Ch Nology	W ater & Sanitation	662,537.00
Thailand	Easte Rn Printing Public Co., Ltd.	Printing	381,423.00
Thailand	Amarin Printing And Publish Ing	Printing	300,363.00
Thailand	Plan Cre Ations Co. Ltd.	Education Supplie s	289,680.00
Thailand	Football Th Ai Factory Spo Rtings	Education Supplie s	289,259.00
Thailand	Nich lw Orld Co., Ltd.	Education Supplie s	260,485.00
Thailand	Se-education Public Company	Printing	253,607.00
Thailand	Prom Otion Of Appropriate Te Ch Nology Co.	W ater & Sanitation	244,477.00
Thailand	F.b.t. Ltd.	Education Supplie s	241,104.00



**Major Equipment ordered by Agency during 2005**  
(Orders of USD 30,000 or more)

Agency/Country Procurement	Name of supplier	Description of goods (equipment)	Total Cost (USD)
<b>UNICEF cont.</b>			
Thailand	Ro Umsub Industry Co., Ltd.	Medical/H ygie ne K its	220,975.00
Thailand	First Inte Rbusiness Ltd.	IT & Office Supplie s , Com m unication Eq uipm e nt, Printing	201,563.00
Thailand	H Ua Nam Printing Co., Ltd.	Printing	197,254.00
Thailand	Ricoh (Th Ailand) Ltd.	IT & Office Supplie s, Printing	195,836.00
Thailand	Jinlin Sunking Tech No Logy Dev.	Medical/H ygie ne K its, Transport	185,071.00
Thailand	Amarin Book Center Co., Ltd.	Printing	179,624.00
Thailand	Tri Petch Isuz U Sales Co., Ltd.	Trans port	132,065.00
Thailand	Nan Mee Industry Co., Ltd.	Education Supplie s, W are h ousing, IT & Office Supplie s	125,055.00
Thailand	Iti Company (Sh Angh Ai) Ltd.	Printing, W are h ousing	117,540.00
Thailand	Sitti Yont Grop Co., Ltd.	IT & Office Supplie s	106,802.00
Thailand	V.r.c. Marketing Co., Ltd.	Medical/H ygie ne K its	106,052.00
Thailand	Re Angw A Standard Industry Co., Ltd.	W ater & Sanitation, W are h ousing	104,859.00
Togo	To Tal - To Go	Fue l & Lubricants	103,271.00
Tunisia	Imprimerie Beta	Education Supplie s	290,160.00
Turkey	Erbosan Erciyas Boru Sanayii. Ve Ti	W ater & Sanitation	511,194.00
Uganda	Te Ch No Re Lie F Services (U) Ltd	Sh e lte r/Fie ld Eq uipm e nt	754,728.00
Uganda	Nice H Ouse Of Plastics Ltd	Medical Eq uipm e nt, Sh e lte r/Fie ld Eq uipm e nt	309,280.00
Uganda	Sh Umuk Properties Ltd	Nutrition, Medical Eq uipm e nt	226,560.00
Uganda	Crestanks Limited	Medical/H ygie ne K its, W ater & Sanitation	200,932.00
Uganda	Po Ly Fibre (U) Ltd	W ater & Sanitation, IT & Office Supplie s	157,341.00
Uganda	Inte Rnational Business Solutions Ltd	IT & Office Supplie s	137,717.00
Uganda	New Visio N Printg & Publish G	Printing	119,864.00
Uganda	Prime General Supply Ltd	Education Supplie s, IT & Office Supplie s	110,858.00
United Arab Emirates (the)	Abu Dh Abi Medical D E Vices Co.	Medical Re new able	3,796,690.00
United Arab Emirates (the)	Al Gh Urair Printing & Publish Ing	Printing	1,748,919.00
United Arab Emirates (the)	Ch Ance L Inte Rnational Fz E	Sh e lte r/Fie ld Eq uipm e nt, Nutrition	1,034,125.00
United Arab Emirates (the)	Cosm Oplast Ind. Co.	W are h ousing, W ater & Sanitation	883,435.00
United Arab Emirates (the)	National Plastic & Building	W are h ousing, W ater & Sanitation	396,032.00
United Arab Emirates (the)	Jum Bo Ele Ctronics Co. Ltd. Llc.	IT & Office Supplie s	211,669.00
United Arab Emirates (the)	National Plastic & Building Mate Rial Ind	W ater & Sanitation, Transport	211,554.00
United Arab Emirates (the)	Pcpinte Rnational	Education Supplie s	172,432.00
United Arab Emirates (the)	Transglobal Inte Rnational Ltd.	W ater & Sanitation	139,810.00
United Kingdom	Tyco H E Alth Care Group Ag	Medical Re new able	3,896,156.00
United Kingdom	Glaxosm lth Kline Expot Lim lte D	Ph arm ace uticals	3,880,414.00
United Kingdom	Eve Nproducts Lim lte D	W ater & Sanitation	3,165,883.00
United Kingdom	Toyota Gibraltar Stock H Oldings Ltd.	Transport, Sh e lte r/Fie ld Eq uipm e nt, W ater & Sanitation	2,354,166.00
United Kingdom	Dando Drilling Inte Rnational Ltd.	W ater & Sanitation, Transport	1,681,724.00
United Kingdom	Morningside Ph Arm Ace Uticals Ltd.	Nutrition, Ph arm ace uticals, Medical Re new able	1,486,402.00
United Kingdom	W Agte Ch Inte Rnational Ltd.	W ater & Sanitation, Laboratory Supplie s	1,370,712.00
United Kingdom	A.j. Cope & Son Ltd	Laboratory Supplie s, Diagnostic Te st Kits	1,301,419.00
United Kingdom	Dulas Ltd.	Cold Ch ain Eq uipm e nt, Sh e lte r/Fie ld Eq uipm e nt	1,268,863.00
United Kingdom	A.j. Cope & Son Ltd	Diagnostic Te st Kits, Laboratory Supplie s	1,158,549.00
United Kingdom	Osprey Ltd.	W ater & Sanitation, Be dne ts/h ous e h old te ch nology	992,895.00
United Kingdom	Ave Ry W E lgh -tronix	Nutrition	723,769.00
United Kingdom	Oxfam	Nutrition	640,627.00
United Kingdom	Arm Oured Proje Ct Ve H lcle S	IT & Office Supplie s	637,198.00
United Kingdom	Conrico Inte Rnational Lim lte D	Trans port	571,530.00
United Kingdom	Lfpvlm lte D	Trans port	564,208.00
United Kingdom	Durbin Plc	Nutrition, Ph arm ace uticals, Medical Eq uipm e nt	538,013.00
United Kingdom	Brigh T Ligh T Solar Ltd.	Cold Ch ain Eq uipm e nt, Com m unication Eq uipm e nt,	454,153.00
United Kingdom	Codan Ltd.	Com m unication Eq uipm e nt	421,295.00
United Kingdom	Ele Inte Rnational	W ater & Sanitation	381,994.00
United Kingdom	F.g. W lls On (Engine E Ring) Ltd.	W ater & Sanitation, IT & Office Supplie s	344,753.00
United Kingdom	Crom W E LJ Inte Rnational	Education Supplie s, Medical Eq uipm e nt, Sh e lte r/Fie ld Eq uip.	331,379.00
United Kingdom	Ge Om E Trix Ltd.	Education Supplie s	322,355.00
United Kingdom	Daw Son Book S	Printing	278,582.00
United Kingdom	Paintm Aster (2000) Lim lte D	Education Supplie s	208,896.00
United Kingdom	Butyl Products Ltd.	W ater & Sanitation	191,245.00
United Kingdom	Aladdin Sales & Mark E Ting Lim lte D	Cold Ch ain Eq uipm e nt	152,146.00
United Kingdom	Finde L Education Ltd	Medical Eq uipm e nt, Education Supplie s, IT & Office Supplie s	140,839.00
United Kingdom	H Ock Le Y Inte Rnational Ltd	Be dne ts/h ous e h old te ch nology	130,150.00
United Republic of Tanzania	A To Z Te Xtile M lls Lim lte D	Be dne ts/h ous e h old te ch nology	6,062,203.00
United Republic of Tanzania	Tanz Ania Printers Limited	Printing, Education Supplie s	571,729.00
United Republic of Tanzania	Tanz Ania Printing Services Ltd.	Printing, Education Supplie s	479,577.00
USA	Merck & Co., Inc.	Vaccine s /Biologicals	4,666,329.00
USA	Sap Am E Rica Inc.,	IT & Office Supplie s	4,073,812.00
USA	Pan Am E Rican H E Alth Organization	Medical Re new able, Vaccine s /Biologicals	3,841,005.00
USA	H Ew Le Ttpack Ard	IT & Office Supplie s	2,201,773.00
USA	Microsoft Corporation	IT & Office Supplie s	1,695,717.00
USA	E-plus Te Ch Nology, Inc	IT & Office Supplie s	1,692,639.00
USA	Uno Ps	Com m unication Eq uipm e nt, Printing	1,171,735.00
USA	Softw Are Spe Ctrum	IT & Office Supplie s	942,225.00
USA	Abbott Laboratorie S	Ph arm ace uticals	931,735.00
USA	Ge Nw Are Com Puter System S Inc.	IT & Office Supplie s	816,464.00
USA	Cisco Sys Tem S, Inc	Com m unication Eq uipm e nt, IT & Office Supplie s	779,952.00
USA	Sh Orr Production	Laboratory Supplie s, Medical/H ygie ne K its, Nutrition	764,480.00
USA	Atlantic Bus Iness System S, Inc.	Com m unication Eq uipm e nt, Printing, IT & Office Supplie s	647,881.00
USA	Be Nh Ar O Ffice Inte Riors	IT & Office Supplie s	640,403.00
USA	Cardinal Scale M Anufacturing Com Pan	Nutrition	569,863.00
USA	E-plus Te Ch Nology, Inc	Com m unication Eq uipm e nt, IT & Office Supplie s	552,867.00
USA	Conve Rge D Ace S S, Inc.	Com m unication Eq uipm e nt, lde ntific. & Signage	468,865.00
USA	Brodock Pre S S, Inc.	Printing	434,757.00
USA	Fast Se Arch & Transfer Inc.	IT & Office Supplie s	385,125.00
USA	Atlantic Bus Iness System S, Inc.	IT & Office Supplie s	376,272.00
USA	W lscosin Alum Inum Foundry Co. Inc.	Medical Eq uipm e nt	362,664.00
USA	Ente Rsys Ne Tw Ork S	IT & Office Supplie s	243,124.00
USA	Office D E Pot Inc.	IT & Office Supplie s	216,000.00
USA	Procter & Gam Ble Com Pany	W ater & Sanitation	205,618.00
USA	Medica Inte Rnational Ltd.	Medical Eq uipm e nt	203,299.00
USA	Sybase , Inc.	IT & Office Supplie s	199,127.00
USA	Re Ddot Solutions Corporation	IT & Office Supplie s	193,197.00
USA	Canon Bus Iness Solutions-east, Inc.	IT & Office Supplie s	181,844.00
USA	Total Conce Pt Graph lcs, Inc.	Printing	175,945.00
USA	Future Te Ch Ente Rpris E, Inc.	Com m unication Eq uipm e nt, IT & Office Supplie s	158,801.00
USA	Oracle USA Inc.	IT & Office Supplie s	144,181.00
USA	Md Inte Rnational Inc.	Medical Eq uipm e nt	143,640.00

**Major Equipment ordered by Agency during 2005**  
(Orders of USD 30,000 or more)

Agency/Country Procurement	Name of supplier	Description of goods (equipment)	Total Cost (USD)
<b>UNICEF cont.</b>			
USA	Cognos Corporation	IT & Office Supplies	141,663.00
USA	International Business Systems Mach Inc	IT & Office Supplies	129,500.00
USA	Therapeutic Products Company	IT & Office Supplies	120,893.00
USA	Hatte Ras Press Inc.	Printing	120,325.00
USA	Spss Inc.	IT & Office Supplies	100,052.00
Viet Nam	Cong Ty Nh Ua Thieu Nien Tien Phong	Water & Sanitation	243,479.00
Viet Nam	Cy In & Quang Cao Th Uong M Ai Quoc Te	Printing, Clothing & Footwear, Identification & Signage	160,409.00
Viet Nam	Cong Ty Co Ph An Nh Ua Da Nang	Water & Sanitation	146,330.00
Viet Nam	Ct Tinh H Ph At Trien H A Tang Cntt	IT & Office Supplies, Communication Equipment	103,562.00
Yemen	A.m.t.c. (Toyota Agent)	Transport	440,638.00
Yemen	Al-zahra Radio Nary-h Adda	Education Supplies	324,790.00
Yemen	Ah M Ad Ali Mah Di	Water & Sanitation	222,035.00
Yemen	Print Art	Education Supplies, Printing	193,314.00
Yemen	Sale H H Ussain Al-ash Ram	Water & Sanitation	180,227.00
Yemen	H Ash Em Abdul-karim Al-magrebi	Water & Sanitation	179,966.00
Yemen	Ard H Emyer Exh Ibtion	Education Supplies, IT & Office Supplies	149,423.00
Yemen	Ali Saleh Ali Sanad	Water & Sanitation	131,434.00
Yemen	Nasser Saleh Al-agbari	Water & Sanitation	126,241.00
Zambia	Kitch E Nw Are Industries Ltd	Water & Sanitation, Nutrition	189,266.00
Zambia	Super Sonic International Zambia Ltd	Education Supplies	154,376.00
Zambia	Kaz Uma Plastics Ltd	Water & Sanitation, Transport	119,607.00
Zambia	Tata (Z) Limited	Transport	107,518.00
Zambia	Namron Suppliers	Education Supplies	105,550.00
Zimbabwe	Mazongo Paper Converters	Printing, Education Supplies	187,360.00
Zimbabwe	A. Chideme T/A Pito Investments	Shelter/Fuel Equipment, Water & Sanitation	181,896.00
Zimbabwe	Mild Engineering Enterprises	Water & Sanitation	171,627.00
Zimbabwe	Gre Atlink Investments	Shelter/Fuel Equipment, Water & Sanitation	164,715.00
Zimbabwe	Chiluta T/A Centrepreneur Investments	Fuel & Lubricants	132,045.00
Zimbabwe	Mna International Ltd	Water & Sanitation, Shelter/Fuel Equipment	116,219.00
<b>UNIDO</b>			
Argentina	Cema S A	Equipment To Replace Sub-Circuits Refrigerator/Air Conditioner	281,259.00
Argentina	Dosivac	Equipment To Replace Sub-Circuits Refrigerator/Air Conditioner	136,610.00
Austria	Amex Export Import GmbH	Laboratory Equipment	154,268.50
Austria	Amex Export Import GmbH	Laboratory Equipment, Miscellaneous	46,820.10
Austria	Shimadzu Handelsgesellschaft	Measuring, Checking And Testing Instruments	48,778.27
Austria	Wika Messgeraetevertrieb GmbH	Laboratory Equipment, Special Purpose	42,235.29
Belgium	Ite N V	Equipment To Replace Sub-Circuits Refrigerator/Air Conditioner	307,259.01
Belgium	Packo Inox Nv	Food, Beverages And Tobacco Processing	162,364.15
Belgium	Taminco N V	Ozone Phaseout Equipment	78,262.80
Belgium	Taminco N V	Chemical Products, Basic Miscellaneous	51,816.00
Brazil	Machcorp Brasil Ltda	Equipment Sub-Circuits In Foam Plastic Manufacturing	189,178.00
Burkina Faso	Oleagy International	Food Processing Equipment	43,362.24
China	Shenyang Goldenpack Technic Development Co.Ltd	Equipment Sub-Circuits For Solvents And Aerosols	884,800.00
China	3g Hydropower Development Co Ltd	Engines And Turbines And Parts Thereof	179,700.00
China	China National Scientific Instruments Csimc	Laboratory Equipment, Special Purpose	122,736.00
China	Chin Fu Industrial Corp.	Metal Products, Fabricated, Other	97,746.00
China	G Hydropower Development Co Ltd	Turbines Water	93,160.00
China	Hongyuan Import And Export Trading Co Ltd	Equipment Sub-Circuits For Solvents And Aerosols	55,450.00
China	Chengdu Yu Tian Jun New Technology Co Ltd	Measuring, Checking And Testing Instruments	48,075.25
Croatia	Frigo Alati	Equipment To Replace Sub-Circuits Refrigerator/Air Conditioner	30,926.00
Denmark	Scanpro A S	Dairy Equipment	1,785,740.65
Denmark	Christonik Aps	Equipment To Replace Sub-Circuits Refrigerator/Air Conditioner	37,516.17
Denmark	Bukkehave A/S	4wd Station Wagon	30,000.00
Egypt	Ssc Star Speciality Chemicals	Equipment Sub-Circuits For Solvents And Aerosols	156,313.78
Finland	Finnsonic Oy	Cleaning Machinery	566,570.00
Finland	Finnsonic Oy	Equipment Sub-Circuits For Solvents And Aerosols	102,950.00
France	Humeau Laboratoires	Laboratory Equipment	186,016.75
France	Chappaz Constructeur De Chaudières	Ozone Phaseout Equipment	44,627.01
Germany	Labsco Laboratory Supply Company	Laboratory Equipment	58,974.97
Germany	Sartorius Ag	Measuring, Checking And Testing Instruments	51,146.67
Germany	Format Messtechnik GmbH	Equipment To Replace Sub-Circuits Refrigerator/Air Conditioner	32,643.01
Greece	Barbara Spanomanolis Technical Agencies	Measuring, Checking And Testing Instruments	458,410.04
Guatemala	Confort-aire S A	General Purpose Machinery, Other	167,800.00
India	V S T Tillers Tractors Limited	Agriculture Machinery And Parts Thereof	53,200.00
India	Tata Bp Solar India Ltd	Solar Energy Systems	41,500.00
Israel	Ginegar Plastic Products Ltd	Ozone Phaseout Equipment	101,430.00
Italy	Sicplant International	Equipment Replacing Carbon Tetrachloride	1,909,270.00
Italy	Officine Meccaniche	Mining, Quarrying And Construction	950,282.46
Italy	Euro Poliuretani S A S	Equipment Sub-Circuits In Foam Plastic Manufacturing	688,864.00
Italy	Gtp Service S R L	Equipment To Replace Sub-Circuits Refrigerator/Air Conditioner	592,772.50
Italy	Qs Group	Equipment Sub-Circuits In Foam Plastic Manufacturing	317,058.83
Italy	Galileo Top Process Equipment Srl	Equipment To Replace Sub-Circuits Refrigerator/Air Conditioner	298,641.00
Italy	Afros S P A	Equipment Sub-Circuits In Foam Plastic Manufacturing	165,160.00
Italy	Mac Dry Div Of Fimbimatic S P A	Equipment Sub-Circuits In Foam Plastic Manufacturing	151,000.00
Italy	Germa S R L	Ozone Phaseout Equipment	145,461.00
Italy	Sicplant International	Greenhouses	93,900.00
Italy	Garioni Naval Srl	Steam Generators And Parts Thereof	90,200.00
Italy	Tec Mac S R L	Equipment Sub-Circuits In Foam Plastic Manufacturing	61,050.00
Italy	Sicplant International	Machinery, Special Purpose, Other	58,000.00
Italy	Bono Sistemi S P A	Ozone Phaseout Equipment	51,800.00
Italy	Torielli Rag Pietro	Measuring, Checking And Testing Instruments	49,801.85
Italy	Impianti Oms Spa	Equipment Sub-Circuits In Foam Plastic Manufacturing	46,440.00
Italy	Tris International Srl	Ozone Phaseout Equipment	45,751.01
Italy	Sicplant International	Textile, Apparel And Leather Products	40,884.34
Italy	Eneluce	Measuring, Checking And Testing Instruments	40,000.00
Italy	Fimbimatic S P A Mac-dry Degreasing Division	Equipment Sub-Circuits For Solvents And Aerosols	30,860.00

**Major Equipment ordered by Agency during 2005**  
(Orders of USD 30,000 or more)

Agency/Country Procurement	Name of supplier	Description of goods (equipment)	Total Cost (USD)
<b>UNIDO cont.</b>			
Japan	Sanwa Tsusho Co Ltd	Equip To Replace Sub Cfcs Refrig/Ac	55,394.94
Lebanon	Spica	Ods Phaseout Equipment	48,000.00
Lebanon	Masterpark Sal	Ods Phaseout Equipment	31,977.00
Macedonia (Former Yugoslav Republic of)	Ariazone Tm	Equip To Replace Sub Cfcs Refrig/Ac	125,880.00
Morocco	International Nursery S A R L	Plants, Flower, Fruit And Vegetable	120,000.00
Netherlands	Devotra B V	Hand Tools Incl. Glaziers Diamonds	133,990.73
Netherlands	Devotra B V	Metal Products, Fabricated, Other	114,446.99
Netherlands	Varian Bv	Measuring, Checking And Testing Ins	99,850.00
Netherlands	Varian Bv	Measuring, Checking And Testing Ins	89,505.00
Pakistan	Al Ghazi Tractors Ltd	Agriculture Machinery And Parts The	96,692.01
South Africa	Tamsa Trading	Agriculture Machinery And Parts The	35,596.22
Spain	Tst Stag S A	Equip To Replace Sub Cfcs Refrig/Ac	1,389,261.79
Spain	Inkoa Sistemas S L	Ods Phaseout Equipment	469,680.00
Switzerland	Theo Krebs Ltd	Textile, Apparel And Leather Produc	366,400.00
Switzerland	Mettler Toledo Gmbh	Laboratory Equipment, Special Purpo	106,294.95
Switzerland	Militzer And Muench Ag	Freight Forwarding	30,630.00
Taiwan	Chin Fu Industrial Corp.	Metal Products, Fabricated, Other	97,746.00
Tunisia	Chieh Yung Automation Corp	Machine Tools	265,411.59
Turkey	Antalya Fide Uretim Ve Pazarlama A S	Ods Phaseout Equipment	67,074.00
Turkey	Basak Ltd	Ods Phaseout Equipment	31,270.00
Ukraine	Gross Limited	Pipes And Other Accessories,For Use	123,074.85
United Arab Emirates	Ejada Systems Company Limited	Personal Computers (Pc), Gen. Purp.	80,000.00
United Kingdom	Eagle Scientific Ltd	Laboratory Equipment	179,548.51
United Kingdom	Eagle Scientific Ltd	Plastic Products N.e.c.	128,700.00
United Kingdom	Kinsman Uk	Hand Tools Incl. Glaziers Diamonds	95,140.68
United Kingdom	Agco Limited	Tractors	69,930.00
United Kingdom	Beever-sales Components Ltd	Agriculture Machinery And Parts The	69,847.32
United Kingdom	Labquip Projects Limited	Laboratory Equipment	47,701.15
United Kingdom	Humber Institute Of Food And Fisheries	Software, Computer, Including Manua	42,105.26
United Kingdom	Eagle Scientific Ltd	Laboratory Equipment	38,818.00
United Kingdom	Eagle Scientific Ltd	Laboratory Equipment	38,237.08
United Kingdom	Tinius Olsen Ltd	Measuring, Checking And Testing Ins	36,797.55
United Kingdom	Wagtech International Ltd	Agricultural Machinery For Harvesti	31,242.72
USA of America	Mtc Company	Equip Sub Cfcs For Solvs And Aeros	571,600.00
USA of America	S Morantz Inc	Ods Phaseout Equipment	196,304.76
USA of America	Sonal Enterprises	Mining, Quarrying And Construction	147,858.01
USA of America	Rti Technologies, Inc.	Recycling & Waste Handling Systems	66,294.00
USA of America	Rti Technologies, Inc.	Equip To Replace Sub Cfcs Refrig/Ac	52,583.00
USA of America	Hart Scientific	Laboratory Equipment, Special Purpo	40,000.00
<b>UNOG</b>			
Canada	Multicorpora R And D Inc.	Software application packages	75,291.25
Canada	Multicorpora R And D Inc.	Software application packages	75,291.25
Denmark	Dan Office Plc	Super-computers	178,705.00
Denmark	Monarflex A-s	Sanitaryware and plumbing fixtures,	61,682.50
Denmark	Dan Office Plc	Super-computers	55,846.00
Denmark	Dan Office Plc	Super-computers	41,545.10
Denmark	Dan Office Plc	Super-computers	31,353.00
France	A7 Protection	Furniture, office, other than chair	123,544.58
France	Sillinger S.a.	Camping equipment	31,882.35
Germany	Dti Gmbh Und Co.kg	Diodes, transistors and similar sem	103,599.74
India	Parkash Woollen Industries	Blankets and travelling rugs	59,000.00
Ireland	Business Objects	Software application packages	87,600.00
Italy	Intertrade - Internat. Services	Electric motors, generators and the	423,493.89
Italy	Ferrino & C. Spa	Camping equipment	227,188.00
Italy	Intertrade - Internat. Services	Electric motors, generators and the	177,165.26
Italy	Metallurgica Italo Ottinetti S.r.l	Domestic metal products	131,705.00
Italy	G.m.p. Spa	Pumps, water	50,934.86
Norway	Telenor As	Satellite communication systems	268,926.00
Norway	Plastec As	Disinfectants & Antiseptics	229,794.93
Norway	Plastec As	Domestic metal products	209,016.00
Norway	Plastec As	Containers of iron, steel or alumin	113,760.00
Norway	Telenor As	Telephone equipment	67,999.00
Norway	Telenor As	Satellite communication systems	42,600.00
Spain	Professional Protection Systems Ltd	Atomic energy equipment n.e.c.	40,063.41
Switzerland	Dell Computer Sa	Micro-computers	303,682.17
Switzerland	Digipel	Security equipment, special purpose	224,570.67
Switzerland	Xerox Office Supplies	Paper of paperboard n.e.c., for pri	176,511.63
Switzerland	Round Office & Collectivites Sa	Furniture, office, other than chair	175,631.56
Switzerland	Xerox Office Supplies	Paper of paperboard n.e.c., for pri	158,400.00
Switzerland	Sihl & Eika Papiers Sa	Paper of paperboard n.e.c., for pri	148,734.38
Switzerland	Tecnocor Acc Ag	Microfilm, microfiche and other mic	134,000.00
Switzerland	Round Office & Collectivites Sa	Furniture, office, other than chair	126,724.81
Switzerland	Round Office & Collectivites Sa	Furniture, office, other than chair	126,724.81
Switzerland	Dell Computer Sa	Micro-computers	122,018.60
Switzerland	Bechtle Comsoft Direct S.a.	Software application packages	115,657.56
Switzerland	Dell Computer Sa	Computer display terminals	112,500.00
Switzerland	Heimgartner Fahnen Ag	Textile articles made-up, other	109,987.01
Switzerland	Siemens Suisse Sa (Renens)	Machinery, special purpose, other	103,200.00
Switzerland	Interstag Buroroy Sa	Seats and chairs	99,983.97
Switzerland	Dell Computer Sa	Micro-computers	95,384.62
Switzerland	Swisscom Solutions Sa	Telephone equipment	90,048.85
Switzerland	J.p. Schild	Firearms and ammunition	85,164.18

**Major Equipment ordered by Agency during 2005**  
(Orders of USD 30,000 or more)

Agency/Country Procurement	Name of supplier	Description of goods (equipment)	Total Cost (USD)
<b>UNOG cont.</b>			
Switzerland	Interstag Buroroy Sa	Seats and chairs	85,084.75
Switzerland	Xerox Office Supplies	Paper of paperboard n.e.c., for pri	84,000.00
Switzerland	Dell Computer Sa	Micro-computers	79,333.33
Switzerland	Antalis Sa	Paper of paperboard n.e.c., for pri	78,644.07
Switzerland	Roger Seematter Sa	Dish washing machines	77,442.64
Switzerland	Mds Medasys Data Systems	Mainframe computers	74,734.10
Switzerland	Bechtle Comsoft Direct S.a.	Software application packages	74,567.00
Switzerland	Dell Computer Sa	Micro-computers	73,378.15
Switzerland	Xerox Office Supplies	Paper of paperboard n.e.c., for pri	72,966.10
Switzerland	Bechtle Comsoft Direct S.a.	Software application packages	68,578.07
Switzerland	Xerox Office Supplies	Paper of paperboard n.e.c., for pri	66,771.65
Switzerland	Round Office & Collectivites Sa	Furniture, office, other than chair	66,338.01
Switzerland	Dell Computer Sa	Micro-computers	65,094.02
Switzerland	Bechtle Comsoft Direct S.a.	Software application packages	54,585.64
Switzerland	Emc Computer Systems Sa	Expansion cards & other add-on hard	53,756.00
Switzerland	Round Office & Collectivites Sa	Furniture, office, other than chair	53,580.84
Switzerland	Lenovo (Schweiz) Gmbh	Micro-computers	50,615.40
Switzerland	Dell Computer Sa	Micro-computers	50,524.41
Switzerland	Audio Bauer Pro Ag	Microphones, loudspeakers, headphon	49,960.63
Switzerland	Delta Magic Sa	Micro-computers	49,796.95
Switzerland	Oracle Software Ag	Software application packages	49,045.00
Switzerland	Dell Computer Sa	Micro-computers	48,996.61
Switzerland	Dell Computer Sa	Micro-computers	48,779.53
Switzerland	Dell Computer Sa	Micro-computers	46,524.39
Switzerland	Dell Computer Sa	Micro-computers	45,693.13
Switzerland	Compuware Ag	PC software, general	45,605.83
Switzerland	Mercedes Benz (C/O Garage Athenee)	Motor vehicles, special purpose	44,274.81
Switzerland	Hewlett-packard (Schweiz) Ag	Printing and plotting devices for E	42,454.08
Switzerland	Dell Computer Sa	Micro-computers	40,195.31
Switzerland	Sihl & Eika Papiers Sa	Paper of paperboard n.e.c., for pri	40,073.17
Switzerland	Dps Sa	Recording and reproducing apparatus	39,937.98
Switzerland	Cliniline Sa	Articles for medical or surgical pu	39,307.79
Switzerland	Interstag Buroroy Sa	Seats and chairs	37,984.68
Switzerland	J And C Intersonic Ag	Mini-computers	37,900.00
Switzerland	Larag Sa Satigny	Motor vehicles, special purpose	37,112.98
Switzerland	Interstag Buroroy Sa	Seats and chairs	36,603.94
Switzerland	Carpentier Ag	Binders, folders and file covers	35,840.71
Switzerland	Dell Computer Sa	Micro-computers	35,678.74
Switzerland	Chromos Sa	Parts n.e.c. for special purpose ma	35,202.99
Switzerland	Ardel Sa	Expendables for use with EDP equipm	34,729.56
Switzerland	Man Roland Swiss Ag	Parts n.e.c. for special purpose ma	34,572.99
Switzerland	Interstag Buroroy Sa	Seats and chairs	33,915.27
Switzerland	Otto Fischer Sa	Hand tools (including glaziers diam	31,659.23
Switzerland	Cofimar S.a.	Lighting equipment, parts thereof	31,498.22
Switzerland	Dell Computer Sa	Micro-computers	31,015.55
Switzerland	Dell Computer Sa	Micro-computers	30,989.95
Switzerland	Emc Computer Systems Sa	Equipment and accessories for conne	30,672.00
Switzerland	Round Office & Collectivites Sa	Furniture, office, other than chair	30,142.37
United Kingdom	Toyota Gibraltar Stockholdings Ltd.	Motor vehicles, passenger, other	2,999,932.95
United Kingdom	Rapiscan Systems	Machinery, special purpose, other	389,009.98
United Kingdom	Toyota Gibraltar Stockholdings Ltd.	Motor vehicles, passenger, other	257,169.14
United Kingdom	Toyota Gibraltar Stockholdings Ltd.	Motor vehicles, special purpose	205,093.51
United Kingdom	Toyota Gibraltar Stockholdings Ltd.	Motor vehicles, special purpose	150,434.57
United Kingdom	Toyota Gibraltar Stockholdings Ltd.	Motor vehicles, passenger, other	147,555.22
United Kingdom	Toyota Gibraltar Stockholdings Ltd.	Motor vehicles, special purpose	105,146.65
United Kingdom	Toyota Gibraltar Stockholdings Ltd.	Motor vehicles, passenger, other	102,166.02
United Kingdom	Laser Shot Inc.	Electronic measuring equipment n.e.	87,161.00
United Kingdom	Toyota Gibraltar Stockholdings Ltd.	Motor vehicles, special purpose	83,728.68
United Kingdom	Toyota Gibraltar Stockholdings Ltd.	Motor vehicles, special purpose	82,050.76
United Kingdom	Toyota Gibraltar Stockholdings Ltd.	Motor vehicles, special purpose	71,975.14
United Kingdom	Toyota Gibraltar Stockholdings Ltd.	Motor vehicles, special purpose	65,641.87
United Kingdom	Toyota Gibraltar Stockholdings Ltd.	Motor vehicles, special purpose	63,618.88
United Kingdom	Toyota Gibraltar Stockholdings Ltd.	Motor vehicles, passenger, other	59,997.58
United Kingdom	Toyota Gibraltar Stockholdings Ltd.	Motor vehicles, special purpose	58,863.11
United Kingdom	Toyota Gibraltar Stockholdings Ltd.	Motor vehicles, passenger, other	58,708.12
United Kingdom	Toyota Gibraltar Stockholdings Ltd.	Motor vehicles, passenger, other	56,590.18
United Kingdom	Armor Products International Limitd	Crowd control equipment	56,182.20
United Kingdom	Toyota Gibraltar Stockholdings Ltd.	Motor vehicles, special purpose	52,841.29
United Kingdom	Toyota Gibraltar Stockholdings Ltd.	Motor vehicles, special purpose	52,751.81
United Kingdom	Jack Ellis Body Protection	Crowd control equipment	49,128.00
United Kingdom	Reltex Relief Supplies Ltd.	Plastic articles n.e.c.	39,591.00
United Kingdom	Reltex Relief Supplies Ltd.	Plastic articles n.e.c.	32,231.25
USA of America	Cisco Systems Inc	Equipment and accessories for conne	396,946.80
USA of America	Some's Uniforms Worldwide	Tulles, lace, narrow woven fabrics,	129,988.82
USA of America	Some's Uniforms Worldwide	Tulles, lace, narrow woven fabrics,	96,047.66
USA of America	Some's Uniforms Worldwide	Tulles, lace, narrow woven fabrics,	89,998.77
USA of America	Research Electronics International	Diodes, transistors and similar sem	50,020.00
<b>UNON</b>			
Bahrain	S.a. Al Haddad & Bros Co. B.s.c.	Purchase Of Motor Vehicle Type Mercedes-benz E 280 For Unep/Rowa Office	49,468.09
Bahrain	Ideas Information Technology	Purchase Of Computers, Services And Software Licences In Imis	38,076.89
Denmark	lapso	Purchase Of Two Cross-country Vehicles For Sahelo-saharan Antelope Project	45,854.00
France	Cfi	Network Equipment For The Migration Of Marshlands Information Network (Min) From Osaka To Paris	32,103.01
Germany	Daimlerchrysler Ag	Mercedes Benze E 280	48,362.31
Hong Kong	A. Andrews & Co. (Mail Order) Ltd	Edp Equipment For Iraq	282,176.50
Hong Kong	A. Andrews & Co. (Mail Order) Ltd	Lcd Displays For Conference Rooms	60,242.30
Hong Kong	A. Andrews & Co. (Mail Order) Ltd	Lcd Displays For Conference Rooms	54,648.80
Hong Kong	A. Andrews & Co. (Mail Order) Ltd	Computers And Accounting For Basra	44,632.20
Hong Kong	A. Andrews & Co. (Mail Order) Ltd	Lcd Displays For Conference Rooms	33,925.00
Hong Kong	A. Andrews & Co. (Mail Order) Ltd	Edp Equipment	31,644.40
Kenya	Heidelberg East Africa Limited	Offset Printing Machine For Unon Division Of Conference Services	644,093.08
Kenya	Mfi Office Solutions	Edp Equipment For Iraq	284,457.00
Kenya	Symphony	Sun Servers For Information Technology Service	89,164.00
Kenya	Pegrume Limited	Telephone Sets For Unon Stores	86,750.00
Kenya	First Computers Limited	Compaq Nc 8230 Notebook For Division Of Enviromental Conventions	75,210.00
Kenya	First Computers Limited	Compaq Computers For Security Section	71,550.00
Kenya	Personal Computer World	Computers And Scanners For Division Ofconference Services Service	62,850.00
Kenya	Toyota East Africa Limited	Toyota Prado For Security Section	40,956.00
Netherlands	Sanpport Project Supplies	Edp Equipment For Iraq	536,875.00

**Major Equipment ordered by Agency during 2005**  
(Orders of USD 30,000 or more)

Agency/Country Procurement	Name of supplier	Description of goods (equipment)	Total Cost (USD)
<b>UNON cont.</b>			
United Kingdom	Wagtech International Limited	Engineering Equipment For Basra Iraq	689,416.91
United Kingdom	Wagtech International Limited	Engineering Equipment For Basra Iraq	529,859.35
United Kingdom	Wagtech International Limited	Engineering Equipment For Basra Iraq	375,331.00
United Kingdom	Wagtech International Limited	Lab Equipment	358,707.45
United Kingdom	Wagtech International Limited	Engineering Equipment For Samawa Iraq	337,937.94
United Kingdom	Wagtech International Limited	Engineering Equipment For Samawa Iraq	97,349.75
United Kingdom	Wagtech International Limited	Engineering Equipment For Basra Iraq	93,164.19
USA Of America	Planson International Corp	Edp Equipment For University Of Baghdad	571,286.00
<b>UNOPS</b>			
Afghanistan	Capi International Ltd	Office Furniture	2,529,940.00
Afghanistan	N/A	Armoured 4x4 Motor Vehicles	468,814.00
Afghanistan	N/A	Banners Polling Center & Counting Center	283,640.00
Afghanistan	N/A	Office Equipment	275,096.00
Afghanistan	N/A	Diesel Fuel And Petrol	260,280.00
Afghanistan	N/A	Vehicles, All Terrain - 8 Land Cruisers And 15 Toyota Pick-ups	215,016.00
Afghanistan	N/A	Hyundai Vehicles- 2x4 Diesel	178,500.00
Afghanistan	Adwin International	Hardware Requirements (250 Cat 5e Utp 305mtr/Box, Acome - France) And Fiber Optic Requirement:	156,166.00
Afghanistan	Compass Integrated Logistics & Security	Security And Safety Equipment For Automotive	131,832.00
Afghanistan	N/A	Dell Latitude Notebooks / Laptops	124,000.00
Afghanistan	N/A	Aviation Fuel For Emergency Operations	100,000.00
Afghanistan	N/A	Diesel Fuel And Petrol	99,900.00
Afghanistan	N/A	Snow Clearing Equipment	99,300.00
Afghanistan	Haji Mohammad Rasool & Haji Mohammad Ghafor Pump Static Truck Fuel	Diesel Fuel And Petrol	91,500.00
Afghanistan	N/A	Fuel	88,232.00
Afghanistan	Baba Village Pump Station	Diesel Fuel And Petrol	81,716.00
Afghanistan	Mohammad Farid & Brothers Fuel Oil Store	Diesel Fuel And Petrol	76,948.00
Afghanistan	N/A	Diesel Fuel And Petrol	75,119.00
Afghanistan	Tahya Maskan Pump Station	Diesel Fuel And Petrol	72,648.00
Afghanistan	N/A	Diesel Fuel And Petrol	70,577.00
Afghanistan	N/A	Snow Clearing Equipment	67,809.70
Afghanistan	N/A	Diesel Fuel And Petrol	65,135.88
Afghanistan	N/A	Local Procurement Equipment - Gen Set / Office Containers	60,000.00
Afghanistan	Ilmi Stationery	Stationery For Unops Electoral Office	52,870.00
Afghanistan	R A International Fzco	Bins, Waste	52,800.00
Afghanistan	N/A	Snow Clearing Equipment	52,286.36
Afghanistan	N/A	Construction Materials, Tools And Equipment	50,910.23
Afghanistan	N/A	Local Procurement It Equipment With Group Sat	50,393.25
Afghanistan	Ghulam Ghaws Pump Station	Diesel Fuel And Petrol	50,000.00
Afghanistan	N/A	Diesel Fuel And Petrol	47,666.00
Afghanistan	Afghan Dubai International Co. Ltd	Warehouse Equipment & Packing Tools	35,280.00
Afghanistan	N/A	Polling Vests For Unops Electoral Office	34,100.00
Afghanistan	Dell	Computers	32,230.00
Argentina	Hewlett-packard Argentina Srl	Computadoras De Escritorio	6,238,716.00
Argentina	Hewlett-packard Argentina Srl	Computadoras De Escritorio	2,866,584.00
Argentina	Epson Argentina S.r.l.	Impresoras De Chorro De Tinta	955,168.23
Argentina	Epson Argentina S.r.l.	Impresoras De Chorro De Tinta	386,837.54
Argentina	Exo S.a.	Puntos De Acceso Inalambricos	342,852.00
Argentina	Trv Dispositivos Electronicos S.r.l.	Estabilizadores De Tension Y Demas Especificaciones Tecnicas De Acuerdo A Su Cotizacion De Fec	226,804.12
Argentina	Datastar	Oracle Database - Computer Software	221,440.00
Argentina	G & B Srl	Impresoras Electrograficas Color	145,420.00
Argentina	Dell America Latina Sucursal Arg	Servidores De Red Marca Dell Poweredge 2850	101,738.74
Argentina	Exo S.a.	Puntos De Acceso Inalambricos	98,306.00
Argentina	Datastar	Oracle Database - Computer Software	73,152.00
Argentina	C4i Sa	Conmutadores (Switches)	56,085.00
Argentina	Stylus S.a.	Servidores Para Ids	42,056.00
Argentina	Satch Poliuretands	High Pressure Pour-in-place Dispensers	39,300.00
Australia	Minelab Electronics Pty. Ltd.	Detectors	201,027.00
Australia	Kwi Management Consultants & Auditors	Subcontract With Kwi For Proposal Ee Standards Macedonia	149,711.00
Australia	Codan Limited	45 X Codan Ngt Srx Mobile, 45 X Codan Ngt Vehicle Installation Kits	134,154.63
Australia	Minelab Electronics Pty. Ltd.	Detectors	51,400.00
Australia	Codan Limited	5 X Codan Ngt Base Stations, 11 X Mobile Packages, 5 X Desktop Consoles For Base Station	40,367.92
Brazil	Alubar Metais S.a.	Sitc: 684 - Aluminium Wire, Approx. 120 Mt	258,244.00
Brazil	Poly-urethane Industria E Comercio	Pip-15/10-20m	39,970.00
Canada	Code Incorporated	Ballot Box, Wire Pull-tite Seals + Transportation Of 140,000 Ballot Boxes And Lids With 700,000 Metr	7,534,392.56
Canada	Code Incorporated	Indelible Ink With 25% Silver Nitrate In Dipping Bottles (Incl. Transportation To Kabul)	903,494.34
Canada	Med-eng Systems Inc	Body Armour, Overvest, Pads	233,362.93
Canada	Nanometrics Inc.	Sad (Remote Stations), Computers, Modems	185,047.90
Canada	Mrel Specialty Explosive Products Ltd	Explosives, Prepared And Similar Preparations	60,504.00
Canada	Med-eng Systems Inc	Protective Clothes/Accessories Kit	58,697.44
Canada	Heimann Systems Inc.	X-ray Security Equipment	58,600.00
Canada	Med-eng Systems Inc	Mine Clearance Suits, Helmets	50,840.89
Canada	Code Incorporated	Booklets Of Registration Cards	44,103.72
Chad	Danimex	Antennae, Radio Communication Zai/97/G31	199,483.03
Chad	Diffusion Equipment Service	Computers, Software, Office Machinery	80,042.71
China	Zhangjiagang Shen Zhou Machinery Co Ltd	Sitc 724 Moulding Machines, Plastic Bottles	245,195.00
China	Ningbo Yuanfang Biochemicals Co. Ltd.	Sitc: 514, 515, 583 - Pharmaceuticals	74,064.00
Costa Rica	Empaques Santa Ana, S.a.	Sitc: 641 Kraft Liner Board	65,010.00
Costa Rica	Empaques Santa Ana, S.a.	Sitc: 641 Kraft Liner Paper In Rolls	56,660.00
Denmark	Bukkehave Ltd	Sitc Code: 625 - Goodyear Truck Tyres For Mali	2,125,450.00
Denmark	Danish Camp Supply Aps	Polling Center Management Kit	510,000.00
Denmark	Connectra Aps	2 X Wheeled Loaders Komatsu Wa250-5 And Freight Charges	287,837.52
Denmark	Danimex	Communication Equipment For Kyr	213,055.13
Denmark	Johs Gram-hanssen A/S	Truck, Water	141,500.00
Denmark	Scandinavian Relief Services Aps	Armoured Vehicle	140,290.00
Denmark	Dan:Office	Computers & Printers	122,375.00
Denmark	Danimex	Radio Equipment, Vhf/Uhf/Fm	99,082.44
Denmark	Danimex	15 X Codan Ngt Sr Mobile Packages, 6 X Codan Ngt Sr Base Station Packages	98,699.91
Denmark	Dan:Office	Printers & Toners	98,475.00
Denmark	Planson Europe	90 X Dell Inspiron Laptops, 22 X Spare Batteries	90,651.00
Denmark	Topnordic A/S	It Equipment For Unops, Bangkok	69,160.00
Denmark	Dan:Office	Components For Installing & Operating Servers	51,921.57
Denmark	Dan:Office	40 X Dell Computers, 40 X Flat Panel Monitors, Including Freight	50,672.51
Denmark	Dan:Office	60 X Dell Optiplex 170l Desktop Computers, 60 X 17" Monitors, Packing, And Airfreight Charges	47,515.00
Denmark	Danimex	Various Motorola Equipment:43 Xgm360 Mobile, 5 X Gm360, 51 X Gp380, 3 X Gr500, 2 X Motorola Mt	46,593.96
Denmark	Dan:Xx	Vehicles	44,590.00
Denmark	Planson Europe	2 Mirosoft Isa Server Standard Edition, 1 Hp 24 Port Gigabit Switch	38,650.00
Denmark	Dan:Office	Cartridge For Hp Laser And Others	35,748.00

**Major Equipment ordered by Agency during 2005**  
(Orders of USD 30,000 or more)

Agency/Country Procurement	Name of supplier	Description of goods (equipment)	Total Cost (USD)
<b>UNOPS cont.</b>			
Denmark	Topnordic A/S	Ibm Windows Servers 2003 With File And Backup Server	33,289.00
Denmark	Topnordic A/S	Ibm Windows Servers 2003 With File And Back-up Server	31,836.00
Denmark	Dan:Office	Office Machines, Furniture, It Equipm.	30,387.00
East Timor	Circle Line Trading Company	Generators	43,900.00
Egypt	Egyptian Aluminium Products Co.	Sitc: 684. Aluminium Profiles	136,749.40
Egypt	Egyptian Aluminium Products Co.	Sitc: 684. Aluminium Profiles	119,498.00
Egypt	Egyptian Aluminium Products Co.	Sitc: 684. Aluminium Profiles	85,417.30
Ethiopia	Moenco	Asella Piu Vehicle	32,666.67
Fmr Yugoslav Rep of Macedonia	Zegin Blagoj Doel	Pharmaceuticals Kosovo	30,479.90
France	Renault Trucks	Sitc: 783. Renault Tractor For Semi-trailers For Mali (5 Pos)	813,855.31
France	Comecom	Sitc Code: 791, Railway Petrol Tanker Wagons	341,880.00
France	Codeprim International	Steel Angles & Sheets	120,190.16
France	Codeprim International	Sitc: 674 Steel Sheet	88,620.80
France	Cps	Prado Vehicle	31,996.04
Germany	Basf Aktiengesellschaft	Sitc: 541 Vitamin A	1,325,450.00
Germany	Laboratory Supply Company Gmbh & Co. Kg	Gas Chromatograph	83,431.00
Germany	Transfair Gmbh	High Pressure Polyurethane Foam Dispensing Unit	79,614.00
Germany	Laboratory Supply Company Gmbh & Co. Kg	Procurement Of Laboratory Furniture For Kabul	63,280.00
Germany	Bomag Gmbh	Bomag Vibratory Rollers With Standard Equipment	58,128.65
Gibraltar	Toyota Gibraltar Stockholding Ltd	Vehicles, 4wd, Hard Top	640,897.06
Gibraltar	Toyota Gibraltar Stockholding Ltd	Vehicles N.e.c.	498,618.46
Gibraltar	Toyota Gibraltar Stockholding Ltd	Motor Vehicles, Special Purpose	448,293.04
Gibraltar	Amg Medien Ltd	Mock Ballots For Wolesi Jirga And Provincial Council	320,513.80
Gibraltar	Toyota Gibraltar Stockholding Ltd	Toyota Pick Up & Hard Top - Zai/97/G31	276,375.56
Gibraltar	Toyota Gibraltar Stockholding Ltd	Pick-ups, 4wd, Diesel, Double Cab	200,498.70
Gibraltar	Toyota Gibraltar Stockholding Ltd	Pick-ups, 4wd, Diesel, Double Cab	200,498.70
Gibraltar	Toyota Gibraltar Stockholding Ltd	Vehicles	165,173.00
Gibraltar	Toyota Gibraltar Stockholding Ltd	Vehicles N.e.c.	147,182.70
Gibraltar	Amg Medien Ltd	Add. Mock Ballots. Wolesi Jirga And Provincial Council.	129,126.00
Gibraltar	Toyota Gibraltar Stockholding Ltd	2 X Toyota Landcruisers And 3 X Toyota Hilux's.	126,928.37
Gibraltar	Toyota Gibraltar Stockholding Ltd	Toyota Hilux, 6 Seater, 4x4, Lhd, Model No. Ln 1661-prmds6. Ref. Quotation No. 5695	89,870.59
Gibraltar	Toyota Gibraltar Stockholding Ltd	Trailers	83,365.39
Gibraltar	Toyota Gibraltar Stockholding Ltd	Toyota Land Cruiser Std Station Wagon + Prado Gx	56,016.14
Gibraltar	Toyota Gibraltar Stockholding Ltd	Landcruiser + Accessories	40,452.72
Gibraltar	Toyota Gibraltar Stockholding Ltd	Toyota Land Cruiser	39,234.80
Gibraltar	Toyota Gibraltar Stockholding Ltd	2 Landcruisers For Afghanistan	36,595.10
Gibraltar	Toyota Gibraltar Stockholding Ltd	Land Cruiser Std For Niger	34,506.87
Gibraltar	Toyota Gibraltar Stockholding Ltd	Land Cruiser Gx Station Wagon For Mauritania	34,450.97
Gibraltar	Toyota Gibraltar Stockholding Ltd	Vehicles N.e.c.	34,161.55
Gibraltar	Toyota Gibraltar Stockholding Ltd	Toyota Land Cruiser Std Station Wagon, 10 Seater 4 X 4 Lhd, Model Hzj105i-gcmrs	31,305.05
Gibraltar	Toyota Gibraltar Stockholding Ltd	Vehicles N.e.c.	31,301.31
Gibraltar	Toyota Gibraltar Stockholding Ltd	Vehicles N.e.c.	31,218.07
Guatemala	Int'l Coffee And Fertilizer Trading Co.	Sitc: 562 - (Dap) Diammonium Phosphate 18-46-0 Fertiliser	3,018,150.00
Guatemala	Sealed Air Central America, S.a.	Sitc: 583 - Film, Polyethylene, Food Packaging, Plain	53,800.50
Guatemala	Amec	Air Conditioners, Rooftop And Lightning Rod Instalation Ccmaa	52,052.96
Guatemala	Amec	Electrical Tools, Construction	30,263.04
India	I-tech Global Limited	Corrugated Galvanized Iron (Cgi) Sheets . Specification As Indicated In Remark.	3,485,762.50
India	Utility Bearings Pvt.ltd.	Corrugated Galvanized Iron (Cgi) Sheets	200,154.60
India	Utility Bearings Pvt.ltd.	Corrugated Galvanized Iron (Cgi) Sheets	196,230.00
India	Speedline Aerosol	Gauges	86,285.00
India	Asew	Laboratory Equipment For Neepra-mopw	76,350.00
Haiti	Dixie International	2,400 X Jungle Boots	53,760.00
India	Angelique International Ltd	Power Distribution Board And Others	48,047.00
Indonesia	Pt Sumatera Berliab Motors	Purchasing Of 4 Vehicles	97,640.00
Indonesia	Pt Logikreasi Utama	Laptops, Printers, Digi Cameras	54,228.12
Italy	Sicplant International S.r.l.	Automatic Indexing Machine Multikit Etc	167,469.89
Italy	Coelmo Srl	Generating Set For Unoca Compound	126,207.95
Italy	Ceia	Detectors, Demining	122,270.00
Italy	Ceia	Advanced Battery Charger, Batteries	94,090.00
Italy	Amp Progetti Srl	Remaining Payment Of Elevators, Installation And Training	79,968.96
Italy	Ceia	Detectors, Demining	77,270.00
Italy	Coelmo Srl	Generators, Diesel	59,762.55
Italy	Coelmo Srl	Generators, Diesel	53,242.55
Italy	Coelmo Srl	Generating Sets, Cables, Parts, Installation & Training	49,659.75
Italy	Coelmo Srl	Nine Way Distribution Panel In Genset House, Complete With Main Switch And Mccb's For Pcm Chilc	46,755.12
Italy	Intech Srl	Caterpillar Gas Forklift Truck Model Gp25nt	33,572.23
Italy	Afros Spa	Mp Equipment	33,000.00
Japan	Toyota Motor Corporation	25 X Toyota Landcruiser Hardtops And Freight	508,523.04
Japan	Toyota Motor Corporation	Toyota Hi-lux Vehicles	414,044.07
Japan	K. Arano & Co Ltd	4 X Kamaz Trucks And Freight And Associated Charges	140,096.00
Japan	Nissan Trading Co.,Ltd.	Pick-up, 4wd, Diesel, Double Cab & Station Wagon, 4wd, Diesel	90,906.54
Japan	Yamaha Motor Co., Ltd	Motorbikes Yamaha Dt 125 - Outboard 25 Hp & 15 Hp	77,900.00
Japan	K. Arano & Co Ltd	12 X Vibratory Plates Compactor And Freight Charges	73,982.61
Japan	Nissan Trading Co.,Ltd.	1 X Nissan Patrol Station Wagon Lwb 4wd Std(rhd), 3 X Nissan Pick-ups 4wd Double Cab Std(rhd) Ar	69,138.26
Japan	J. Gerber And Co. (Japan) Ltd	Yamaha Motorcycles Model: Dt125, And Helmets	53,163.00
Japan	Nissan Trading Co.,Ltd.	2 Nissan Patrols	40,846.29
Japan	Toyota Motor Corporation	Land Cruiser Prado Station Wagon Gx Lwb & Rav4 Station Wagon 2.0l, 2.0p	40,096.89
Japan	Toyota Motor Corporation	Vehicles	36,937.97
Japan	Nissan Trading Co.,Ltd.	Motor Vehicles, Passenger, Other	36,437.38
Japan	Nissan Trading Co.,Ltd.	Bus, 26 Seater, Nissan Civilian With A/C	35,997.14
Kenya	African Economic Research Consortium	Workshop On Regional And Multilateral Issues For West African Countries	80,300.00
Lebanon	Arab Printing Press Sal	Printing Of Teacher Guides And Student Textbooks + Freight	673,237.50
Lebanon	Arab Printing Press Sal	Printing Of Teacher Guides And Student Textbooks + Freight	384,792.00
Lebanon	loc Lebanon S.a.r.l.	Office Furniture-can Ny 05 106	139,283.00
Lebanon	Fincorp Engineering	Enclosure/ Ventilation/ Extraction Fans - Complete Methylene Chloride System	93,000.00
Malaysia	Innolatex Sdn. Bhd.	Scented Condoms	53,090.73
Mexico	Ayante, Sa De Cv	Crs Coils & Sheets	105,477.57

**Major Equipment ordered by Agency during 2005**  
(Orders of USD 30,000 or more)

Agency/Country Procurement	Name of supplier	Description of goods (equipment)	Total Cost (USD)
<b>UNOPS cont.</b>			
Netherlands	Solvochem Europe B.v.	Resins & Freight	1,560,802.50
Netherlands	Schaart Communications	Codan Ngt Sr - 9350 Antenna Main Assembly & Others	237,434.97
Netherlands	Development And Relief Corporation (Drc)	Medical Equipment And Supplies	135,097.60
Netherlands	Development And Relief Corporation (Drc)	Ent Surgical Equipment & Supplies	129,441.46
Netherlands	Development And Relief Corporation (Drc)	X-ray System And Equipment	99,886.04
Netherlands	The Medical Export Group B.v.	Medical Equipment And Supplies	86,418.30
Netherlands	Development And Relief Corporation (Drc)	Laboratory Equipment Incl Installation	67,251.03
Netherlands	Development And Relief Corporation (Drc)	Dental Equipment And Supplies	59,559.18
Netherlands	Lineco Bv	Video & Audio Sytems And Equipment	59,259.94
Netherlands	Imres Bv	Pharmaceuticals, Kosovo	47,936.61
Netherlands	Schaart Communications	Codan Ngt Sr Mobile Station With Gps Receiver	33,803.55
Nicaragua	Empresa Nicaraguense De Importaciones	Sitc: 562 - Urea, Prilled	227,700.00
Norway	Unger Fabrikk A.s.	Sitc: 514. Ufaryl D1 80, Pale Free Flowing Powder	75,052.60
Norway	Rofi Industrier As	Ravelin Ob Protective Vests For Deminers	33,652.94
Pakistan	Capri Packages	Afg/05-330(incl. Amd. 1 & 2), Capri Packages, Pakistan, Supply 150,000.00 Polling Screens (Voting E	1,136,262.99
Pakistan	Babson Noller Corporation	Tents, Double Fly & Household Utensils Package	594,000.00
Pakistan	Babson Noller Corporation	Tents, Double Fly & Household Utensils Package	444,000.00
Pakistan	Babson Noller Corporation	Tents, Double Fly	216,876.00
Pakistan	Shanzay International	Household Utensils Package	70,500.00
Pakistan	Braspak Engineers & Consultants	Explosives, Prepared And Similar Preparations	49,779.41
Peru	Cons.telefónica Empresas S.a.a.-telefóni	Telephone Equipment	2,433,539.41
Peru	Autronie S.r.l.	Lcd Projection Panels (Includes Arcade)	346,820.49
Peru	Diveimport S.a.	11 Minibuses And Vans, Up To 15 Seats - Vehiculo Multiuso Tipo Furgon Para Traslados De Prisione	326,796.80
Peru	Dimexa Soluciones Integrales S.a.c.	300 Personal Computers (Pc), Marca Hp, Modelo Dc5100, Monitor Svga-color, Cd Rom, Tclado Ps-2,	322,053.27
Peru	San Bartolome S.a.	Passenger Transport - Transport Wagons For 41 People With Special Conditions For The Transport C	179,600.00
Peru	J Evans Y Asociados S.a.c.	Computer Software	172,931.10
Peru	Productos Paraiso Del Peru S.a.c.	6,050 Mattresses / Colchones De Espuma De Poliuretano De 1 Plaza	159,252.94
Peru	Cia. Ind De Material Electromecanico Srl	Incinerators	142,800.00
Peru	Dimexa Soluciones Integrales S.a.c.	Estaciones De Trabajo Tipo 1 Hp D325 Etc.	119,092.82
Peru	Caddin S.a.c.	Safety Clothing - 151 Chaleco Antibalas Nivel Iii-a	108,465.82
Peru	Cosapi Data S.a.	Transport Equipment, Flete Hasta Destino Final	107,469.74
Peru	Automotores Gildemeister Peru S.a.	2 Buses, 2wd, Diesel Driven - Diesel 29 Pasajeros Hyundai - Modelo County Dlx	98,294.00
Peru	Mg Trading S.r.l.	289 Transceiver, Uhf, Portable - Radios Uhf Motorola Ep 450 (438-470)Mhz Y Accesorios Varios	97,086.66
Peru	Ibero Peru S.a.c.	Furniture, Office	96,998.09
Peru	Mitsui Automotriz S.a.	4 Vehicles Pick Up Double Cab 4x2 Toyota - Hi Lux Engine 102hp	78,763.68
Peru	Multi-trading S.a.c.	Computer Display Terminals & Software	77,189.35
Peru	Manufacturas Pauta S.a.	8,050 Blankets, Synthetic , Frazadas De 1plaza Y 1/2	32,200.00
Russian Federation	Sovico Co. Ltd	6 Chevrolet Niva Vehicles Taj And Uzb	85,100.00
Saudi Arabia	Almutlak Metal Industries	Sitc: 786. 2 (Two) Semi-trailers	74,933.00
Saudi Arabia	Almutlak Metal Industries	Sitc: 786. Semi-trailers	37,467.00
Senegal	Societe Africaine De Raffinage	Sitc:334, Regular Gasoline Octane 87 & Gas Oil (5 Orders)	1,657,849.38
Senegal	Prado Fenu Microfin.	Prado Fenu Microfin.	34,287.23
Sierra Leone	2e Systems	Underground Cable Network Distribution System For Hospitals In Sierra Leone	174,514.25
Sierra Leone	Hus Communications	It And Communication Equipment	98,277.20
Sierra Leone	Lg Air Conditioning	Wall Mounted Split Air Conditioners	70,500.00
Singapore	Thakral Brothers (Pte) Ltd	Personal Computers (Pc), Brand: Ibm/Lenovo & Software Licenses	167,567.75
Singapore	Toyota Tsusho Singapore Pte Ltd.	Toyota Hilux 4x4, Double Cab, 2.5l Diesel	97,600.00
Singapore	Thakral Brothers (Pte) Ltd	Software Licenses	50,570.00
South Africa	Armour Systems & Projects (Pty) Ltd.	491894 - Armour System Kit, Installation Of Kit On Vehicle In Afghanistan, All Included.	166,299.00
South Africa	Z-craft	Boats, Fibreglass Reinforced Plastic (Frp)	100,131.21
South Africa	Militech	Lan File Servers	40,840.47
Spain	Ghesa Ingenieria Y Tecnologia S.a.	System Composed Of Thirteen (13) Interactive Water Fountains Include Pumps, Pipes, Electronic Co	9,778,075.88
Spain	Trenzas Y Cables De Acero (Tycsa)	Stress Relieved Steel Wire - 200 Mt	150,400.00
Spain	Team Tecnologia Europea Aplicada Al	Cuatro (04) Guías Laser De Estacionamiento De Aviones, Instaladas Por Team En El Aeropuerto Vel	103,608.00
Spain	Trumpler Espanola Sa	Sitc: 532 - Tannery Products	58,560.05
Switzerland	Pirelli Tyre (Europe) S.a.	Sitc Code: 999 - Freight Forwarding And Associated Charges For Delivery Of 2 Full Containers Each	110,735.82
Switzerland	Dell S.a	Geneva - Server Equipment For Implementation Of Active Directory And Messaging Platform	36,000.00
Switzerland	Mfb-geo Consulting Gmbh	Computer Software - Imagine Profes 1375	35,679.38
Taiwan, Province of China	Merit Li-lin Ent. Co. Ltd	Closed Circuit Television System - Baggage Scanner System With Explosive Detection Capability, An	544,153.71
Tanzania, United Republic of	Simply Computers Ltd	Dell Latitude D610 Notebooks	31,800.00
Thailand	Global Fleet Sales	12 X Double Cab Ford Pick Up Trucks	152,580.00
Thailand	The Phuket Provincial Trading Co., Ltd.	Payment For Diesel Cost For 2,800 Ltr	54,320.00
Thailand	Siam Integrated Technology Co., Ltd.	Laptop Computer "Dell Latitude D510" & Desktop Computer "Dell Optiplex Gx280"	49,450.15
Thailand	Sitti Yont Group Co., Ltd.	Iveco Generating Set - Alternator 30kva	38,914.06
United Arab Emirates	International Armoured Group Fzc	Armoured 4x4 Motor Vehicles, Incl. Communic. Equipment	531,250.00
United Arab Emirates	Printex Printing Press, Dubai,	Supply Wj Insersts (Pc Insersts)	451,307.00
United Arab Emirates	Jubaili Brothers	Generating Sets	445,398.00
United Arab Emirates	Century International Trading Llc	Tents	350,000.00
United Arab Emirates	Golden Relief Resources Llc	250 (0.80mm Galvanized Steel In Coils) & Others, 21/05/2005	308,075.00
United Arab Emirates	International Armoured Group Fzc	Armoured 4x4 Motor Vehicles, Incl. Communic. Equipment	267,450.00
United Arab Emirates	Habtoor International	1 Water Dispenser & Others, 17/12/2005	199,133.41
United Arab Emirates	Truebell Marketing & Trading Llc	2 Dell Power Edge 6850 And Others, Kabul	185,011.25
United Arab Emirates	Golden Relief Resources Llc	125 (0.80mm Galvanized Steel In Coils), & Others, 21/5/2005	154,037.50
United Arab Emirates	Truebell Marketing & Trading Llc	Counting Center Stationery Kits	142,166.30
United Arab Emirates	Golden Relief Resources Llc	75 0.88mm Galvanized Steel In Coils & Others, 25-6-2005	102,200.00
United Arab Emirates	International Armoured Group	1 X Model 2006 Toyota Landcruiser, Diesel Engine, Ballistic Protection B6.	99,500.00
United Arab Emirates	Green Leaf General Trading Llc, Dubai	2500 Thurayascratch Cards 39 Units, 04/08/2005	93,750.00
United Arab Emirates	K5 Trading Llc	Various Kitchen Equipment(stves, Sinks, Cookers, Etc)	85,585.00
United Arab Emirates	Demimpex Middle East	2 X Nissan Civilian 26 Seater Bus, Freight	82,800.00
United Arab Emirates	Jaguar Overseas Limited	60 Mt G90 Galvanized Steel, 10mt G90 Galvanized Steel, Freight Charges For Lot	82,050.00
United Arab Emirates	Fort Info Technology Fzc	Thuraya Scratch Cards 1750ea, Thuraya Phone Hughes 7101 100ea, Prepaid Sim-cards 100ea	80,175.00
United Arab Emirates	Western Auto Fzd	3 (Three) Toyota Double Cabin Hilux Pick-ups, Rhd, 4wd, Diesel, Model Kun25r	66,000.00
United Arab Emirates	Eton International	Lightwave Eq-106 Equalizer WindscreenLightwave Eq-106 Equalizer Windscreen	58,410.00
United Arab Emirates	Golden Relief Resources Llc	1 Generator 400 Kva, 28/12/2005	58,200.00
United Arab Emirates	Al Futtaim Motors	2 X Toyota Camry. For Osu Dubai Office.	51,120.83
United Arab Emirates	Al Futtaim Technologies	40 X Toshiba Tecra- 40 Gb Hd, 4 X Toshiba Tecra- 80 Gb Hd	48,580.00
United Arab Emirates	Pentafusion	5 X Hp 1055cm Plotters And Various Color Cartridges For This Printer, 25 Rolls Of Heavyweight Coat	48,102.25
United Arab Emirates	Al Futtaim Auto & Machinery Company Llc	2 X Ingersoll Paveing Breakers, 2 X Ingersoll Jack Hammers, 2 X Ingersoll Compressor's	47,566.98
United Arab Emirates	Viewnet Technologies	1 Lot Mitel Call Center Solution, 1 Lot Accpac Crm Software	45,458.72
United Arab Emirates	Emirates Computers	40 X Dell Desktops With Flat Panel Monitors And 30 X Apc Ups	45,020.00

**Major Equipment ordered by Agency during 2005**  
(Orders of USD 30,000 or more)

Agency/Country Procurement	Name of supplier	Description of goods (equipment)	Total Cost (USD)
<b>UNOPS cont.</b>			
United Arab Emirates	Golden Relief Resources Llc	16 Fiber Optic Switch Cisco 1000base-sx & Others, 03/07/2005	41,269.00
United Arab Emirates	Truebell Marketing & Trading Llc	20 Hp Laser Jet 2420 Printer With Usb Cable And Others	38,754.00
United Arab Emirates	Al Suwaidi Computer Co Llc	2 X Autocad 2006 Single User Licenses, 4 X Autocadlt 2006 Five User Licence Packs	33,242.21
United Arab Emirates	Al Futtaim Technologies	Toshiba Laptops	32,955.00
United Arab Emirates	Al Futtaim Auto & Machinery Company Llc	2 X Toyota Corolla, 1.8 Litres, Station Wagon. For Dubai Osu Office.	32,531.44
United Arab Emirates	Al Futtaim Auto & Machinery Co. Llc (Famco)	Toshiba Satellite Laptops	32,277.00
United Arab Emirates	Peeraj General Trading Co. Llc	Laser Printer, Colour	30,992.00
United Kingdom	Smith & Ouzman Limited	Surveillance Equipemto	7,510,946.21
United Kingdom	Lantrade Global Supplies Ltd	Land Rover Defender 110 Station Wagon - Tdi 2.5do	1,805,910.00
United Kingdom	Westminster Sonus Ltd	Audio Equipment	1,020,300.00
United Kingdom	Trigon Energy Ltd.	Wolesi Jirga Ballot Papers, Provincial Council Ballot Papers I	802,713.26
United Kingdom	Mabey & Johnson Ltd	Polling Station/Training/Management Kitsr	464,405.69
United Kingdom	Chelsea Instruments Ltd	Nushuttle With Real Time Bridge - Computer CablesU	231,940.03
United Kingdom	Run Flat International	Security And Safety Equipemto	165,500.00
United Kingdom	Sdms Security Products Limited	200 X Run Flat Tires For Armoured Toyota Lc105u	146,667.00
United Kingdom	Alcontrol Laboratories	La	135,000.00
United Kingdom	Nesstra Services (Uk) Ltd	Bridges And Bridge Sectionsl	131,292.46
United Kingdom	Labquip Projects Ltd	Laboratory Equipemto	120,271.17
United Kingdom	Westminster Sonus Ltd	Supply And Install Av Facilities For Afghanistan Parliament	102,620.00
United Kingdom	Agco Ltd	Agricultural Tractor Fitted With Soundproofed Cab	100,270.00
United Kingdom	Chelsea Instruments Ltd	Fm Station Package/Field , Production, And On-air Studio Equipemtu	94,281.61
United Kingdom	Repaircraft Plc	Sitc: 583. Polyol Copolymer, Caradol Sp-44-10 + Tdi, Caradate 80,E	92,608.25
United Kingdom	Geest Overseas Ltd.	Nushuttle Vehicle & Payload, Pc System Etc.a	69,078.83
United Kingdom	Intequip Ltd.	Ballot Stamps	58,184.00
United Kingdom	Beamech Group Limited	Laboratory Sample ContainersP	58,115.00
United Kingdom	Broadcast Warehouse Ltd	Hot Pressed Moulded G.r.p Tank, 700,00L, Delivered & Assembled.M	52,396.95
United Kingdom	Land Rover And Ford Project Vehicles	Medical Equipemta	47,163.00
United Kingdom	Land Rover And Ford Project Vehicles	Land Rover Defender 110 Tdi Double Cabin, 4wd, Diesela	46,730.00
United Kingdom	Ex+Med Uk Ltd	Motorist First Aid Kit	43,120.21
United Kingdom	Wagtech International Ltd	Sitc: 334, Gas Oila	38,594.90
United Kingdom	Braithwaite Engineers	Mp Equipemto	36,047.62
United Kingdom	Sheargold Limited	13 X Xerox Photocopiers, 39 X Toners And Airfreight Costs. For Hpif Mission.	35,295.00
United Kingdom	Labquip Projects Ltd	Multifunction Water Analysersa	34,731.15
United Kingdom	Geotechnical Uk	Laundry & Kitchen Machinery And Equipemtu	34,174.37
United Kingdom	Aipacs Oac	Wrenches, Welding Kit, 1 X Genset, Concrete Mixers, Drill Bits And Other Accessories	31,913.00
USA	Steel Resources Inc.	Sitc: 674 - Hot Rolled Steel Sheetsl	2,367,160.00
USA	Thales Atm, Inc.	Satellite Equipemtsa	456,436.80
USA	Rti Technologies, Inc.	2 X Mic 120 Used Machines, Freight CostsE	445,736.00
USA	Sutron Corporation	Sitc: 673 - Wire Rod, Steel Sheet, Iron Sheet, Black Steel SheetA	248,498.00
USA	North And South America Machinery	12 X Motorola Gm360 Mobile, 6 X Motorola Gm360 Mobile Base Station, 50 X Motorola Gp380, 2 Set	218,600.00
USA	Steel Resources Inc.	Sitc: 672-hot Rolled Steel Coils & Sheetsl	212,550.00
USA	Asia Chemical Corp. Inc.	One Lot Of Cisco Productso	154,020.00
USA	Steel Resources Inc.	Refrigerant Recovery Equipemtl	144,633.49
USA	Falcon Tire North	It Equipemty	114,240.00
USA	Lnr Security Inc.	Acelerografos Digitales Y Demas Especificaciones Tecnicaso	70,820.00
USA	Derive Technologies	FurnitureB	70,086.00
USA	Motorola Inc.	Radio Equipment, Portableo	56,999.49
USA	Derive Technologies	It EquipemT	56,925.00
USA	B&G Relocation & Furniture Service	Low Density Polyehylene Resins Ld 1902 F - 102 Mt In 6 ContainersU	46,244.00
USA	Cisco Systems Inc	Laboratory EquipemN	44,000.00
USA	Motorola Inc.	100 Rolls Of Blast Film, Freight Charges. a	39,776.29
USA	Derive Technologies	Ibm EquipemT	38,800.00
USA	International Steel, Inc.	Tyres, Pneumatic New, Inner Tubes, Solid Or Cushion Tyres, Etc.I	36,529.00
USA	Kinometrics, Inc.	Sitc: 692 - Containers Of Aluminium, Food PackagingC	35,175.00
USA	Madico Incorporated	Mobile Cellular Blockerso	34,400.00
USA	Videoray Llc.	Radio Equipment, Vhf/Uhf And Construction Work And Site Management, Civil Workse	33,610.00
USA	Motorola Inc.	Communications Equipment For Unops Projects2	31,116.44
<b>UNOV</b>			
Austria	Madras Computer	Purchase of specialised IT equipment	467,095.86
Austria	Compeco Handel Gesmbh	Purchase of various IT HW	238,299.24
Austria	Spp Handels Gesmbh	Purchase of various IT HW	144,165.20
Austria	Hali Büromöbel	Purchase of Office Furniture	134,856.71
Austria	Canon Gesmbh	Purchase of photocopying paper	107,251.73
Austria	Sybase Austria Gesmbh	Purchase of spcific Sybase SW	101,273.02
Austria	Three (3m) Austria Gesmbh	Purchase of Anti Blast Foils	87,733.36
Austria	Kapsch Business Com	Purchase of telecommunication devices	81,670.85
Austria	Datacontact Pc-ware Gesmbh	Purchase of various IT HW	80,741.19
Austria	Alarm & Raumschutz Gmbh Nlg Kg	Purchase of Alarm devices	77,626.40
Austria	Acp Computer Handels Gmbh	Purchase of HW equipment	67,760.92
Austria	Dr. Houska Gmbh	Purchase of security scanning device	47,611.85
Austria	Oracle Gesmbh	Purchase of Oracle SW	45,192.79
Austria	Capto It Solutions	Purchase of IT HW	44,857.10
Austria	Wiesner Hager	Purchase of Office Furniture	44,105.64
Austria	S&T	Purchase of various IT HW	35,956.15
Austria	Glock Gesmbh	Purchase of Guns	34,300.54
Austria	Dräger Austria	Purchase of Firefighting equipment	31,675.79
Belgium	Sdl International	Purchase of SW Licenses	46,388.21
Denmark	Dan Office	Purchase of various IT HW	1,009,396.05
Germany	European Logistic Partners	Purchase of Explosive detectors	122,333.07
Germany	Mehker Vario	Purchase of bullet proof vests	62,632.33
Switzerland	Lipomed Ag	Purchase of Reference Samples of drugs	61,227.00
United Kingdom	Shi	Purchase of Microsoft SW	178,099.12
USA	Cisco Systems Inc	Purchase of CISCO Components	616,165.34
USA	Pharmaceutical Press	Clarke .Analysis of Drugs and Poisons	50,000.00
USA	Opg Industries	Purchase of various IT HW	35,113.00
<b>UNPD</b>			
Afghanistan	United Nations Humanitarian Air Services/Unhas	Motor Spirit (Gasoline), Including	197,999.83
Afghanistan	Jubaill Bros.	Electric Motors, Generators And The	179,466.00
Afghanistan	Hedayat Electric Trading Co.	Construction Goods, Ceramic, Other	95,732.00
Afghanistan	Din Sons	Furniture, Domestic	83,574.00
Afghanistan	Coelm0 S.r.l.	Electric Motors, Generators And The	78,579.33
Afghanistan	Pachakhil Esmat Trading Co; Ltd.	Construction Goods, Ceramic, Other	38,794.00
Afghanistan	Home Essentials	Seats And Chairs	35,765.00
Afghanistan	Mustafa Store	Detergents, Perfumes And Washing Pr	35,465.00
Afghanistan	Baharistan Printing Press	Puzzles And Games	35,000.00
Afghanistan	Abdul Bassir Salamzada Electric	Electrical Equipment, Other And Par	30,697.50
Afghanistan	Mustafa Halmand Trading Co. Ltd.	Cements	30,097.51



**Major Equipment ordered by Agency during 2005**  
(Orders of USD 30,000 or more)

Agency/Country Procurement	Name of supplier	Description of goods (equipment)	Total Cost (USD)
<b>UN/DPD cont.</b>			
Algeria	Naftal Spa	Jet Fuel, Spirit Type (Gasoline Typ	109,825.60
Algeria	Naftal Spa	Filtering And Purifying Equipment	65,000.00
Australia	Bp Australia Limited	Motor Spirit (Gasoline), Including	285,000.00
Australia	Mtech Systems Pty Ltd	Electronic Measuring Equipment N.e.	201,650.24
Australia	Barrett Communications Pty Ltd	Telecommunication Equipment, Other	137,773.48
Australia	Bp Australia Limited	Chemical Products, Other	118,004.64
Australia	Codan Limited	Telecommunication Equipment	51,140.86
Australia	Thorn Dnt Airfield Lighting Pty Ltd	Components For Telecommunication Eq	42,037.10
Australia	Nortruss Builders Supplies	Taps, Cocks, Valves And Similar App	37,119.81
Australia	Geotextile Supplies & Engineering	Textile Articles, Other	36,711.10
Australia	Nortruss Builders Supplies	Timber, Soft	36,048.86
Australia	Indicium Technology Group	Expendables For Use With Edp Equipm	34,393.29
Austria	Rosenbauer International Ag	Motor Vehicles And Parts And Access	3,382,191.83
Austria	Kreps Handelsgesellschaft Keg	Trailers And Semi-trailers; Contain	168,276.04
Austria	Kreps	Motor Vehicle Parts And Accessories	152,672.92
Austria	Rosenbauer International Ag Feuerwehrtechnik	Metal Goods N.e.c.	140,717.67
Austria	Rosenbauer International Ag Feuerwehrtechnik	Lighting Equipment	115,426.73
Austria	Kreps Keg	Transport Equipment	95,835.84
Austria	Bridgestone / Firestone Austria Gmbh	Tyres, Pneumatic New, Inner Tubes,	71,826.92
Austria	Kreps	Hand Tools (Including Glaziers Diam	71,349.82
Austria	Kreps	Boring, Grinding, Cutting, Pressing	52,201.29
Austria	Kreps Handlessgesellschaft Keg	Printing And Plotting Devices For E	52,194.68
Austria	Rosenbauer International Ag Feuerwehrtechnik	Safety Clothing And Headgear; Other	49,402.75
Austria	Kreps Keg	Motor Vehicle Parts And Accessories	39,624.22
Austria	Kreps Handelsgesellschaft Keg	Containers, Paper And Paperboard	38,146.54
Austria	Kastner And Oehler Warenhaus Ag	Snow-skis And Other Snow-ski Equipm	38,009.41
Austria	Rosenbauer International Ag	Construction Materials Of Plastic;	33,634.80
Austria	Kreps Handelsgesellschaft Keg.	Metal Cutting Machine Tools	30,985.57
Belgium	Nv. Golf Center	Weighing Equipment, Micrometers, Ga	174,904.27
Belgium	General Business Consultants	Pharmaceutical Products N.e.c.	125,887.96
Belgium	Nv. Golf Center	Tableware, Kitchenware, Other House	76,542.27
Belgium	General Business Consultants	Textile Articles Made-up, Other	73,531.78
Belgium	General Business Consultants	Furniture, Workshop, Shop Etc.	67,230.01
Belgium	Sotrad	Expendables For Use With Edp Equipm	54,879.24
Belgium	General Business Consultants	Anaesthetics; Analgesics, Antialler	50,890.97
Belgium	General Business Consultants	Recording And Reproducing Apparatus	46,461.82
Belgium	General Business Consultants	Primary Cells And Primary Batteries	46,122.96
Belgium	Sotrad Sprl	Pumps, Compressors, Valves, Etc., P	41,279.80
Belgium	General Business Consultants	Hand Tools	35,383.19
Belgium	General Business Consultants	Containers, Paper And Paperboard	34,920.75
Belgium	Nv. Golf Center	Furniture, Domestic	31,390.36
Belgium	General Business Consultants	Testing Equipment Miscellaneous N.e	30,978.67
Belgium	Nv. Golf Center	Microphones, Loudspeakers, Headphon	30,266.88
Burundi	Engen Petroleum Burundi S.a	Petroleum Oils, Light, And Other Li	705,000.00
Burundi	Metalusa	Tanks, Reservoirs And Containers Of	302,628.35
Burundi	Btce S.a Burundi	Sands	231,273.85
Burundi	Socoo Sprl	Sands	228,259.48
Burundi	Amsar Burundi S.a	Cements	200,964.22
Burundi	Getra S.a	Pebbles, Gravel, Broken Or Crushed	199,747.78
Burundi	Betraco & Extraca	Pebbles, Gravel, Broken Or Crushed	184,403.67
Burundi	Metalusa	Furniture, Office, Other Than Chair	171,329.84
Burundi	Ets A.I. Ladak Sprl	Tyres, Pneumatic New, Inner Tubes,	169,670.00
Burundi	Getra S.a	Sands	160,087.72
Burundi	General Trading Services S.a	Furniture, Office, Other Than Chair	122,422.02
Burundi	Ets Ma.r.im.bu S.a	Cements	118,624.64
Burundi	Usfer	Aluminium Or Aluminium Alloys, Semi	109,308.53
Burundi	Engen Petroleum Burundi S.a	Gas Oils (Diesel Oil)	100,000.00
Burundi	Usfer	Angles, Shapes And Sections, Of Iro	99,526.62
Burundi	Socre Su	Timber, Soft	99,004.65
Burundi	Mister Minute Service	Articles For Medical Or Surgical Pu	87,453.21
Burundi	Christa Flore	Hand Tools	81,996.66
Burundi	Begc Surl	Stones, Precious And Semi-precious;	81,683.35
Burundi	Engen Petroleum Burundi S.a	Lubricating Preparations	73,306.10
Burundi	Welco S.a	Stoppers, Caps, Lids And Other Meta	64,769.09
Burundi	Agglobu Sprl	Structural Components, Prefabricate	57,293.58
Burundi	Engen Petroleum Burundi S.a	Kerosene	52,000.00
Burundi	Radio-television Nationale Du Burundi (Rtnb)	Telecommunication Equipment, Other	51,000.00
Burundi	Btce S.a Burundi	Structural Components, Prefabricate	49,992.52
Burundi	Utema Travhydro Burundi	Sterilizers, Medical, Surgical Or L	49,541.28
Burundi	Ets Sadhana S.p.r.l.	Domestic Metal Products	47,692.18
Burundi	Engen Petroleum Burundi S.a	Motor Spirit (Gasoline), Including	46,800.00
Burundi	Batraco Sprl Burundi	Hand Tools	43,415.05
Burundi	Socre Su	Sands	39,823.01
Burundi	Quincaillerie Noor	Insulated Wire And Cable; Optical F	35,466.61
Burundi	Quincaillerie Noor	Stoppers, Caps, Lids And Other Meta	33,917.05
Burundi	D.e.m.co	Lubricating Preparations	31,192.66
Burundi	Engen Petroleum Burundi S.a	Colouring Matter, Synthetic Organic	30,860.00
Burundi	Engen Petroleum Burundi S.a	Containers For Compressed Or Liquef	30,480.00
Burundi	Buronet	Paper And Paperboard Products, Othe	30,177.94
Canada	Skylink Aviation Inc.	Motor Spirit (Gasoline), Including	23,766,205.81
Canada	Skylink Aviation Inc.	Pumps, Compressors, Valves, Etc., P	5,691,811.68
Canada	Skylink Aviation Inc.	Primary Cells And Primary Batteries	1,372,853.18
Canada	Skylink Aviation Inc.	Pumps, Other Than Water Pumps; Air	874,600.00
Canada	Radian Communication Corporation	Bridges, Bridge Sections, Towers An	473,590.74
Canada	Atco Structures Inc	Prefabricated Buildings	458,262.00
Canada	Code Incorporated	Packing And Sealing Articles Of Pla	333,240.00
Canada	Creo Americas, Inc.	Printing And Bookbinding Equipment	228,471.00
Canada	P.wedge Co. Ltd	Hydrographic, Hydrological, Meteor	224,976.30
Canada	Skylink Aviation Inc.	Fuel Oils, N.e.c.	214,690.21
Canada	Atco Structures Inc.	Prefabricated Buildings	197,814.00
Canada	Radian Communications Services Corportation	Newspapers, Journals And Periodical	132,984.50
Canada	Radarsat International	Expendables For Use With Edp Equipm	126,565.00
Canada	Weatherhaven	Camping Equipment	95,500.00
Canada	Creatrix Design Group	Transfers (Decalcomanias); Printed	86,075.00
Canada	Medgate Inc.	Software Application Packages	72,873.60
Canada	Newcon Optik	Security And Safety Equipment	49,218.76
Canada	Radian Communication Services (Canada) Ltd.	Radio Or Television Transmission Ap	44,895.00
Canada	Newcon Optic	Expendables For Use With Edp Equipm	42,179.80
Canada	Stolcraft Inc.	Safety Equipment	40,677.96

**Major Equipment ordered by Agency during 2005**  
(Orders of USD 30,000 or more)

Agency/Country Procurement	Name of supplier	Description of goods (equipment)	Total Cost (USD)
<b>UN/DPD cont.</b>			
China	Jackys International Ltd	Printing And Plotting Devices For E	138,609.00
China	A. Andrews & Co. (Mail Order) Ltd.	Domestic Appliances Other Than Cool	38,012.50
China	Jacky's International Ltd.	Photographic And Cinematographic Eq	35,778.40
Congo, Dem. Rep.	Fina Congo	Petroleum Oils, Light, And Other Li	13,939,930.04
Congo, Dem. Rep.	Shell Rdc	Gas Oils (Diesel Oil)	11,955,000.00
Congo, Dem. Rep.	Shell Rdc	Petroleum Oils, Light, And Other Li	5,176,305.57
Congo, Dem. Rep.	Fina Congo	Gas Oils (Diesel Oil)	2,203,463.00
Congo, Dem. Rep.	Fina Congo	Lubricating Preparations	2,050,000.00
Congo, Dem. Rep.	La Congolaise Des Hydrocarbures (Cohydro)	Gas Oils (Diesel Oil)	1,960,000.00
Congo, Dem. Rep.	Groupe Industriel Du Kivu (Ginki Sprl)	Gas Oils (Diesel Oil)	500,000.00
Congo, Dem. Rep.	La Congolaise Des Hydrocarbures (Cohydro)	Petroleum Oils, Light, And Other Li	290,000.00
Congo, Dem. Rep.	Groupe Industriel Du Kivu (Ginki Sprl)	Petroleum Oils And Petroleum Product	274,000.00
Congo, Dem. Rep.	No.1 Contracting Company Drc Division	Bitumen And Asphalt, Natural; Aspha	196,000.00
Congo, Dem. Rep.	Buromeca	Paints And Varnishes (Including Ena	181,787.70
Congo, Dem. Rep.	Buromeca	Office And Accounting Machinery, Pa	178,190.80
Congo, Dem. Rep.	Agb (Art Graphic Business)	Paper Of Paperboard N.e.c., For Pn	151,200.00
Congo, Dem. Rep.	Alliance C.c.c. S.p.r.l	Paper Of Paperboard N.e.c., For Pn	140,962.80
Congo, Dem. Rep.	Buhendwa Bagalwa	Construction Goods, Ceramic, Other	132,980.00
Congo, Dem. Rep.	Quing Materiaux S.p.r.l	Construction Goods, Ceramic, Other	131,750.00
Congo, Dem. Rep.	Sotragec	Electricity Distribution Or Control	128,095.60
Congo, Dem. Rep.	Ets Ekima	Cements	127,142.70
Congo, Dem. Rep.	Transimport	Stone, Sand And Clay	111,570.00
Congo, Dem. Rep.	Quing Materiaux S.p.r.l	Sanitaryware And Plumbing Fixtures,	107,726.00
Congo, Dem. Rep.	Congo Futur Sprl	Paints And Varnishes (Including Ena	97,421.95
Congo, Dem. Rep.	Pharmacie Wagenia	Pharmaceutical Products N.e.c.	96,073.78
Congo, Dem. Rep.	No.1 Contracting Company Drc Division	Pebbles, Gravel, Broken Or Crushed	91,410.00
Congo, Dem. Rep.	Quing Materiaux S.p.r.l	Paints And Varnishes (Including Ena	90,390.00
Congo, Dem. Rep.	Transimport	Electrical Equipment, Parts And Acc	79,744.68
Congo, Dem. Rep.	Tramic	Cements	77,247.45
Congo, Dem. Rep.	Congopetrol	Petroleum Oils, Light, And Other Li	75,000.00
Congo, Dem. Rep.	Graphic Systems	Books, Brochures, Leaflets And Simi	74,007.00
Congo, Dem. Rep.	Mobimetal S.p.r.l.	Containers Of Iron, Steel Or Alumin	68,436.00
Congo, Dem. Rep.	Getraco S.p.r.l.	Articles For Medical Or Surgical Pu	60,178.00
Congo, Dem. Rep.	Buromeca	Radio Broadcast And Television Rece	58,950.00
Congo, Dem. Rep.	D2 Supply & Services	Electronic Components, Parts And Ac	54,070.00
Congo, Dem. Rep.	Ets Datco	Plywood	49,000.00
Congo, Dem. Rep.	Maison Amka	Plywood	49,000.00
Congo, Dem. Rep.	Quing Materiaux S.p.r.l	Wood, Timber	48,400.00
Congo, Dem. Rep.	Magasin De Tchomia	Construction Goods, Ceramic, Other	48,000.00
Congo, Dem. Rep.	Societe Panache	Wood, Timber	47,904.00
Congo, Dem. Rep.	Prodimpex S.a.r.l.	Electric Motors, Generators And Tra	47,660.60
Congo, Dem. Rep.	Buhendwa Bagalwa	Wood, Sawm Of Chipped Lengthwise, S	44,800.00
Congo, Dem. Rep.	Quing Materiaux S.p.r.l	Insulated Wire And Cable: Optical F	37,430.00
Congo, Dem. Rep.	Roffie Pharma	Mortuary Supplies	34,981.18
Congo, Dem. Rep.	Quing Materiaux S.p.r.l	Air Conditioning, Cold Chain And Re	33,750.00
Congo, Dem. Rep.	Ets Ekima	Hydrocarbons And Their Halogenated,	33,600.00
Congo, Dem. Rep.	Ets. Roffie (Commerce General)	Detergents, Perfumes And Washing Pr	32,911.30
Congo, Dem. Rep.	Quing Materiaux S.p.r.l	Hydrocarbons And Their Halogenated,	32,812.00
Congo, Dem. Rep.	D2 Supply & Services	Accumulators, Electric	32,600.00
Congo, Dem. Rep.	Cotrakin	Mortuary Supplies	32,200.00
Congo, Dem. Rep.	Societe Panache	Doors And Their Frames And Threshol	32,000.00
Congo, Dem. Rep.	Sdv-agnetraf	Soap, Cleaning Preparations, Perfum	31,950.00
Congo, Dem. Rep.	Quincallerie Des Jeunes	Wood, Sawm Of Chipped Lengthwise, S	30,968.00
Congo, Dem. Rep.	Ets Fosch-services	Construction Goods, Ceramic, Other	30,000.00
Congo, Dem. Rep.	Quincallerie Des Jeunes	Construction Goods, Ceramic, Other	30,000.00
Congo, Dem. Rep.	Quing Materiaux S.p.r.l	General Purpose Machinery, Parts An	30,000.00
Cote d'Ivoire	Total Cote D'Ivoire	Gas Oils (Diesel Oil)	2,499,009.11
Cote d'Ivoire	Total Cote Divoire	Gas Oils (Diesel Oil)	1,934,697.39
Cote d'Ivoire	Total Cote Divoire	Motor Spirit (Gasoline), Including	1,407,632.11
Cote d'Ivoire	Total Cote D'Ivoire	Motor Spirit (Gasoline), Including	993,034.05
Cote d'Ivoire	Total Cote Divoire	Lubricating Preparations	658,331.32
Cote d'Ivoire	Shell Cote Divoire	Gas Oils (Diesel Oil)	361,989.08
Cote d'Ivoire	Total Cote D'Ivoire	Lubricating Preparations	313,368.84
Cote d'Ivoire	Shell Cote Divoire	Lubricating Preparations	272,895.04
Cote d'Ivoire	Shell Cote Divoire	Motor Spirit (Gasoline), Including	264,444.10
Cote d'Ivoire	Bma Sarl	Safety Clothing And Headgear; Other	181,735.71
Cote d'Ivoire	Total Cote Divoire	Gas Generators, Distilling Plant	170,091.57
Cote d'Ivoire	Pride Petroleum	Containers Of Iron, Steel Or Alumin	168,360.48
Cote d'Ivoire	Mondial - Prestation	Sands	145,476.90
Cote d'Ivoire	Camitel Installations S.a.	Electricity Distribution Or Control	142,446.46
Cote d'Ivoire	Globe Assistance	Wood, Timber	131,774.06
Cote d'Ivoire	E.ba.ge.ci/ Entreprise De Batiment Et Genie Civil	Domestic Metal Products	101,045.39
Cote d'Ivoire	Mory Kamara	Wood, Timber	99,865.46
Cote d'Ivoire	Sotaci (Societe De Transformation De Lacier En Cot	Structures, Other, And Sections Of	96,588.66
Cote d'Ivoire	Texaco Cote D'Ivoire	Chemical Elements, N.e.c.	94,724.06
Cote d'Ivoire	Texaco Cote D'Ivoire	Regulating Instruments; Mechanical	88,496.18
Cote d'Ivoire	Cntig	Maps And Charts	78,516.24
Cote d'Ivoire	Novaplast	Tubes, Pipes And Hoses, And Fitting	77,977.48
Cote d'Ivoire	General Regulation	Protection Devices For Edp Equipmen	72,227.09
Cote d'Ivoire	Diabate	Pebbles, Gravel, Broken Or Crushed	70,223.81
Cote d'Ivoire	Etablissements Yedmel	Transformers, Electrical	69,202.67
Cote d'Ivoire	General Regulations	Hand Tools (Including Glaziers Diam	62,786.32
Cote d'Ivoire	Bernabe-ci	Pipes, Iron And Steel	61,458.51
Cote d'Ivoire	General Regulation	Electric Motors, Generators And Tra	60,887.34
Cote d'Ivoire	Cacomiaf	Tyres, Pneumatic New, Inner Tubes,	60,824.15
Cote d'Ivoire	Semat	Pumps, Water	54,888.01
Cote d'Ivoire	Cacomiaf	Motor Vehicle Parts And Accessories	50,294.14
Cote d'Ivoire	E.ba.ge.ci/ Entreprise De Batiment Et Genie Civil	Bricks, Blocks, Tiles Etc. And Cera	48,523.38
Cote d'Ivoire	Technibat	General Purpose Machinery, Parts An	46,697.73
Cote d'Ivoire	Company Synexmax-cn	Sands	46,478.20
Cote d'Ivoire	Diabate	Sands	46,478.14
Cote d'Ivoire	Batiplus	Soldering, Brazing Or Welding Machi	46,328.54
Cote d'Ivoire	Technibat	Soldering, Brazing Or Welding Machi	45,060.90
Cote d'Ivoire	Equip-gimat	Construction Materials Of Plastic;	42,116.76
Cote d'Ivoire	Individual Producer Silue Kodnonho	Sands	41,630.50
Cote d'Ivoire	Groupe Arcofor	Sands	39,738.98
Cote d'Ivoire	Emeta Ci	Angles, Shapes And Sections, Of Iro	38,078.35
Cote d'Ivoire	Fa Ets Techydro Consulting	Containers Of Iron, Steel Or Alumin	37,008.51
Cote d'Ivoire	Belle Demeure	Newspapers	36,626.90
Cote d'Ivoire	Cote D'Ivoire Carriere	Sands	34,858.75
Cote d'Ivoire	S.i.f.f.d.	Bricks, Blocks, Tiles Etc. And Cera	34,195.33
Cote d'Ivoire	Ministere Des Infrastructures Economiques - Direct	Tubes, Pipes And Hoses, And Fitting	34,156.43
Cote d'Ivoire	Mondial - Prestation	Pebbles, Gravel, Broken Or Crushed	30,054.79
Cote d'Ivoire	Central Motors	Motor Vehicles And Parts And Access	30,000.00

**Major Equipment ordered by Agency during 2005**  
(Orders of USD 30,000 or more)

Agency/Country Procurement	Name of supplier	Description of goods (equipment)	Total Cost (USD)
<b>UN/DPD cont.</b>			
Croatia	Stratex Networks	Telecommunication Equipment, Other	60,696.00
Cyprus	Eurest Support Services Worldwide	Food Products, Other	26,578,146.83
Cyprus	Eurest (Cyprus) Ltd.	Food Products, Other	1,243,000.00
Cyprus	Stavros Eliades Construction Ltd	Stoppers, Caps, Lids And Other Meta	452,483.66
Cyprus	Group 4 Securitas Cyprus Ltd.	Security And Safety Equipment	384,851.85
Cyprus	Thunderbolt & Franklin	Metal Goods N.e.c.	161,128.03
Cyprus	Canova Ltd.	Gas Oils (Diesel Oil)	136,208.42
Cyprus	Fap Construction Ltd.	Mortars And Concretes, Non-refracto	135,947.71
Cyprus	Hellenic Petroleum Cyprus Ltd	Motor Spirit (Gasoline), Including	124,031.23
Cyprus	Celtic Infrastructure Services(cyprus) Ltd	Structures, Other, And Sections Of	108,235.29
Cyprus	Demstar Information Group Ltd.	Electronic Components	70,221.65
Cyprus	Eurest Support Services Intern. Ltd	Water	67,500.00
Cyprus	Nemitsas Ltd	Electric Motors, Generators And The	58,642.41
Cyprus	Bp Eastern Mediterranean Ltd.	Motor Spirit (Gasoline), Including	43,917.21
Cyprus	Teklima Ltd	Air Conditioning, Cold Chain And Re	43,410.64
Cyprus	Cyprus Trading Corporation Ltd.	Motor Vehicle Parts And Accessories	40,216.57
Cyprus	Synectics	Software Application Packages	38,257.08
Cyprus	S. Hadjichristofi Construction Ltd	Sands	37,527.23
Cyprus	Cem Pismis Petrol Istasyonu	Gas Oils (Diesel Oil)	34,000.00
Cyprus	Micrologic Ltd.	Expendables For Use With Edp Equipm	33,397.87
Czech Republic	Svos Spol. S.r.o.	Motor Vehicles And Parts And Access	5,759,108.95
Czech Republic	Barum Continental	Tyres, Pneumatic New, Inner Tubes,	283,569.41
Czech Republic	Barum Continental Spol S.r.o	Tyres, Pneumatic New, Inner Tubes,	164,630.03
Czech Republic	Barum Continental Spol S.r.o.	Rubber Tyres And Tubes	150,926.00
Czech Republic	Barum Continental Spol S.r.o.	Motor Vehicles And Parts And Access	66,359.16
Czech Republic	S.v.o.s	Motor Vehicle Parts And Accessories	59,984.28
Czech Republic	Barum Continental Spol; S.r.o.	Rubber Tyres And Tubes	58,997.06
Czech Republic	Barum Continental Sro	Tyres, Pneumatic New, Inner Tubes,	52,120.93
Czech Republic	Barum Continental Spol. S.r.o.	Rubber Tyres And Tubes	49,889.17
Czech Republic	Svos Spol. S.r.o.	Motor Vehicle Parts And Accessories	46,168.18
Czech Republic	Barum Continental Spol;S.r.o.	Motor Vehicle Parts And Accessories	44,172.95
Czech Republic	Svos	Motor Vehicle Parts And Accessories	30,203.76
Denmark	Danoffice Plc	Micro-computers	2,967,361.05
Denmark	Dan Office Plc	Micro-computers	2,387,245.43
Denmark	Cicci Holding Ltd.	Television And Radio Transmitters A	1,464,074.52
Denmark	Dan Office	Micro-computers	848,342.80
Denmark	Danoffice Plc	Computer Systems, Special Purpose O	813,387.28
Denmark	Danish Camp Supply	Sawing, Shearing, Punching And Simi	754,684.35
Denmark	Johs. Gram-hanssen Product Ltd	Air Conditioning, Cold Chain And Re	606,208.68
Denmark	Dan Office Trading	Micro-computers	592,748.60
Denmark	Danish Camp Supply	Photographic Supplies	570,813.60
Denmark	Danoffice Plc	Mainframe Computers	503,567.00
Denmark	Danoffice Plc	Printing And Plotting Devices For E	438,735.71
Denmark	Johs. Gram-hanssen Product Ltd	Electric Motors, Generators And Tra	423,433.34
Denmark	Johs. Gram-hanssen A/S	Structures, Other, And Sections Of	388,835.00
Denmark	Bukkehave	Rubber Tyres And Tubes	382,267.70
Denmark	Danoffice	Micro-computers	361,725.70
Denmark	Dan Office Plc	Furniture, Workshop, Shop Etc.	352,789.00
Denmark	Cicci Holding Ltd.	Telecommunication Equipment	335,603.64
Denmark	Danoffice Plc	Expendables For Use With Edp Equipm	334,169.42
Denmark	Johs. Gram-hanssen A/S	Electricity Distribution Or Control	319,288.62
Denmark	Danoffice Plc	Processing Units For Edp And Access	301,427.15
Denmark	Cicci	Radio Broadcast And Television Rece	283,269.00
Denmark	Danoffice Plc	Protection Devices For Edp Equipmen	274,681.78
Denmark	Bukkehave	Tyres, Pneumatic New, Inner Tubes,	235,854.00
Denmark	Dlh A/S	Plywood	233,260.00
Denmark	Bukkehave Ltd	Motor Vehicle Parts And Accessories	208,468.26
Denmark	Johs. Gram-hanssen Product Ltd	Electricity Distribution Or Control	206,866.68
Denmark	Dan Office Plc	Protection Devices For Edp Equipmen	195,138.71
Denmark	Cicci Holding Ltd.	Aerials And Antennae	194,789.35
Denmark	Planson Europe	Transformers, Electrical	187,221.00
Denmark	Bukkehave Ltd.	Rubber Tyres And Tubes	182,304.75
Denmark	Danoffice Ltd	Micro-computers	181,243.20
Denmark	Teletech Congress Service	Microphones, Loudspeakers, Headphon	179,553.00
Denmark	Netcom It	Expendables For Use With Edp Equipm	172,825.24
Denmark	Cicci Holding	Aerials And Antennae	168,806.10
Denmark	Connectra Aps	Radio Broadcast And Television Rece	167,403.37
Denmark	Johs. Gram-hanssen Products Ltd.	Air Conditioning, Cold Chain And Re	163,190.00
Denmark	Johs. Gram-hanssen Product Ltd	Wood For Joinery And Carpentry, Oth	155,076.00
Denmark	Cicci	Satellite Communication Systems	153,741.00
Denmark	Danoffice	Transmitting And Communicating Equi	148,919.90
Denmark	Johs. Gram-hanssen Product Ltd	Construction Goods, Ceramic, Other	147,958.00
Denmark	Danimex Communication Ltd	Radio Broadcast And Television Rece	145,773.87
Denmark	Johs. Gram-hanssen Product Limited A/S	Air Conditioning, Cold Chain And Re	142,080.00
Denmark	Dan Office Plc	Office And Accounting Machinery, Pa	130,953.27
Denmark	Johs. Gram-hanssen Product Ltd	Angles, Shapes And Sections, Of Iro	128,215.50
Denmark	Danoffice Plc	Transformers, Electrical	120,130.00
Denmark	Johs. Gram-hanssen A/S	Cement, Concrete Or Artificial Ston	119,439.96
Denmark	Bukkehave	Electric Motors, Generators And Tra	118,444.13
Denmark	Johs. Gram-hanssen A/S	Lighting Equipment	116,650.00
Denmark	Dan:Office	Transmitting And Communicating Equi	114,927.00
Denmark	Cicci Asp	Radio Or Television Transmission Ap	104,372.43
Denmark	Danoffice Ltd	Electrical Equipment, Parts And Acc	103,830.00
Denmark	Johs. Gram-hanssen Product Ltd	General Purpose Machinery, Parts An	102,778.57
Denmark	Danoffice	Expansion Cards & Other Add-on Hard	102,622.35
Denmark	Danoffice	Protection Devices For Edp Equipmen	100,609.00
Denmark	Johs. Gram-hanssen A/S	Trailers And Semi-trailers, Contain	94,635.00
Denmark	Moeller Electric A/S	Insulated Wire And Cable; Optical F	92,298.72
Denmark	Danoffice	Telephone Equipment	89,448.90
Denmark	Johs. Gram-hanssen A/S	Iron And Steel, Basic	87,440.00
Denmark	Danimex Communication Ltd	Satellite Communication Systems	80,829.86
Denmark	Danoffice Ltd	Expendables For Use With Edp Equipm	78,156.45
Denmark	Connectra Aps	Telecommunication Equipment, Other	74,650.00
Denmark	Dan:Office	Processing Units For Edp And Access	74,417.50
Denmark	Dan Office Plc	Null	74,155.61
Denmark	Cicci	Printing And Plotting Devices For E	72,130.00
Denmark	Danish Camp Supply	Stationery Articles N.e.c.	70,274.89
Denmark	Connectra Aps	Instruments For Measuring Temperatu	69,409.78
Denmark	Danoffice Trading	Null	68,672.00
Denmark	Dan:Office	Edp Equipment/Machinery, Other, And	67,122.00
Denmark	Cicci Holding Ltd.	Radio Or Television Transmission Ap	65,395.25
Denmark	Danoffice Plc	Insulated Wire And Cable; Optical F	65,203.20
Denmark	Cicci Aps	Telecommunication Equipment, Other	65,062.88

**Major Equipment ordered by Agency during 2005**  
(Orders of USD 30,000 or more)

Agency/Country Procurement	Name of supplier	Description of goods (equipment)	Total Cost (USD)
<b>UN/PD cont.</b>			
Denmark	Danoffice Plc	Books, Brochures, Leaflets And Simi	63,026.54
Denmark	Johs. Gram-hanssen A/S	Metal Goods N.e.c.	58,150.73
Denmark	Dan:Office	Printing And Plotting Devices For E	57,091.90
Denmark	Danoffice Plc	Super-computers	52,877.35
Denmark	Cicci	Expendables For Use With Edp Equipm	52,595.30
Denmark	Danish Camp Supply	Electricity Distribution Or Control	51,002.42
Denmark	Cicci Holding Ltd.	Furniture, Office, Other Than Chair	49,997.00
Denmark	Danoffice Ltd	Electronic Storage Units/Media	46,307.51
Denmark	Danimex Communications Ltd.	Telecommunication Equipment	45,225.00
Denmark	Peter Justesen	Accumulators, Primary Cells And Pri	44,127.21
Denmark	Dan Office Plc	Expendables For Use With Edp Equipm	43,875.75
Denmark	Planson Europe	Magnetic Media Based Input/Output U	42,750.00
Denmark	Dan Office Plc	Processing Units For Edp And Access	40,762.30
Denmark	Cicci Holding Ltd.	Insulated Wire And Cable; Optical F	39,627.40
Denmark	Dan Office Trading	Equipment And Accessories For Conne	38,745.01
Denmark	Danoffice Plc	Satellite Communication Systems	38,716.75
Denmark	Danoffice Plc	Electric Motors, Generators And Tra	37,319.25
Denmark	Dan Office Plc	Paints And Varnishes (Including Ena	36,935.15
Denmark	Peter Justesen	Gymnasium Or Athletics Articles And	36,534.52
Denmark	Johs Gram-hanssen Product Ltd	Trailers And Semi-trailers; Contain	36,395.00
Denmark	Danoffice Plc	Motor Vehicle Parts And Accessories	34,943.35
Denmark	Johs. Gram-hanssen Product Ltd	Iron And Steel, Basic	34,885.00
Denmark	Cicci Holding Ltd.	Telecommunication Equipment, Parts	34,811.99
Denmark	Dan Office Plc	Telecommunication Equipment, Other	33,510.40
Denmark	Danoffice Trading	Expendables For Use With Edp Equipm	33,277.44
Denmark	Danoffice	Microphones, Loudspeakers, Headphon	32,534.50
Denmark	Dansk Computer Center A/S	Printing And Plotting Devices For E	31,816.00
Denmark	Danoffice	Software Application Packages	31,604.00
Denmark	Bukkehave	Motor Vehicle Parts And Accessories	31,408.49
Denmark	Dan Office Plc	Expansion Cards & Other Add-on Hard	31,285.90
Denmark	Danoffice Plc	Telecommunication Equipment, Other	30,862.75
Denmark	Dan Office Trading	Expendables For Use With Edp Equipm	30,219.57
Dominican Republic	Cedimat	Instruments And Appliances, Medical	150,000.00
Dominican Republic	Empresas Asterix	Domestic Appliances Other Than Cool	45,284.74
Eritrea	Tamoi Eritrea Ltd	Electric Motors, Generators And The	1,054,771.00
Eritrea	Tamoi Eritrea Ltd	Motor Spirit (Gasoline), Including	943,277.83
Eritrea	Mobil Oil East Africa Ltd (Eritrea)	Motor Spirit (Gasoline), Including	939,600.00
Eritrea	Mobil Oil East Africa Ltd (Eritrea)	Petroleum Oils And Petroleum Produc	897,000.00
Eritrea	Mobil Oil East Africa Ltd (Eritrea)	Gas Oils (Diesel Oil)	880,434.00
Eritrea	Shell Eritrea Ltd	Petroleum Oils And Petroleum Produc	445,539.01
Eritrea	Total Eritrea S.c.	Electric Motors, Generators And The	369,455.33
Eritrea	Total Eritrea S.c.	Petroleum Oils And Petroleum Produc	270,000.00
Eritrea	Marsa Construction & Eng. Plc	Pebbles, Gravel, Broken Or Crushed	175,069.80
Eritrea	Tamoi Eritrea Ltd	Lubricating Preparations	71,335.37
Eritrea	Mobil Oil East Africa Ltd (Eritrea)	Lubricating Preparations	67,168.67
Eritrea	Sernai Construction	Pebbles, Gravel, Broken Or Crushed	44,933.33
Eritrea	Almaz Haile Import-export	Domestic Metal Products	44,148.00
Eritrea	Tamoi Eritrea Ltd	Gas Oils (Diesel Oil)	33,205.33
Ethiopia	Total Ethiopia S.c.	Motor Spirit (Gasoline), Including	585,132.16
Ethiopia	Total Ethiopia S.c.	Gas Oils (Diesel Oil)	61,061.13
Ethiopia	Tesfaldet Tsegay	Construction Goods, Ceramic, Other	30,818.73
Finland	Stonesoft Corp.	Equipment And Accessories For Conne	423,920.00
Finland	Patria Vehicles	Motor Vehicle Parts And Accessories	343,212.73
Finland	Patria Vehicles	Motor Vehicles And Parts And Access	302,831.91
Finland	Stonesoft Corp.	Software, Computer, Including Manua	225,930.00
Finland	Patria Vehicles Oy	Motor Vehicle Parts And Accessories	48,252.18
France	Renault Vehicules Industriels	Motor Vehicles And Parts And Access	24,811,395.32
France	Economat De L'armee	Food Products, Other	4,276,288.15
France	Economat Des Armees	Food Products, Other	3,320,774.23
France	Manitou	Motor Vehicles And Parts And Access	3,303,316.75
France	G. Feron - E. De Clebsattel Sa	Prefabricated Buildings	2,213,739.46
France	G. Feron - E. De Clebsattel Sa	Domestic Metal Products	1,914,513.96
France	G. Feron E. De Clebsattel. Sa	Prefabricated Buildings	984,520.17
France	G.feron E. De Clebsattel	Prefabricated Buildings	858,218.32
France	G. Feron E. De Clebsattel	Prefabricated Buildings	795,319.58
France	Tld Europe	Motor Vehicles And Parts And Access	636,923.71
France	Economat Des Armees	Food Products N.e.c.	549,294.58
France	G. Feron E. De Clebsattel	Prefabricated Buildings, Parts Ther	537,605.80
France	Renault Trucks	Motor Vehicle Parts And Accessories	341,830.40
France	G. Feron E. De Clebsattel Sa	Buildings, Prefabricated For Office	340,745.19
France	G. Feron E. De Clebsattel	Buildings, Prefabricated For Office	244,860.94
France	Oligo S.a.s	Containers Of Iron, Steel Or Alumin	163,307.79
France	G.feron-e-de Clebsattel S.a	Prefabricated Buildings	160,980.39
France	Marck Sa	Metal Goods N.e.c.	155,200.00
France	Sdmo Industries	Electric Motors, Generators And Tra	147,050.56
France	Renault Vehicules Industrielles	Motor Vehicle Parts And Accessories	134,845.56
France	Renault Vehicules Industrielles	Motor Vehicle Parts And Accessories	129,900.13
France	Florida Purchasing Agency Paris	Motor Vehicles And Parts And Access	122,491.55
France	Eads Defence & Security Networks	Components For Telecommunication Eq	100,355.93
France	Renault Trucks	Motor Vehicles And Parts And Access	94,848.93
France	Economat Des Armees	Water	85,011.64
France	Renault Vehicules Industriels	Motor Vehicle Parts And Accessories	81,014.50
France	Titan Ive Services	Motor Vehicle Parts And Accessories	74,986.86
France	Zhendre	Air Conditioning, Cold Chain And Re	70,476.00
France	Tld Europe	Motor Vehicle Parts And Accessories	69,119.42
France	Florida Purchasing Agency	Radio Broadcast And Television Rece	60,431.85
France	Florida Purchasing Paris	Disinfectants	49,708.24
France	Marck (Groupe)	Security Equipment And Supplies N.e	46,851.63
France	Control Screening Llc	Security Equipment, Special Purpose	46,700.00
France	Florida Purchasing Agency	Insulated Wire And Cable; Optical F	46,011.58
France	Apelem Groupe Dms	X-ray Or Alpha, Beta Or Gamma Radia	44,648.91
France	G. Feron De Clebsattel Sa	Domestic Metal Products	43,005.00
France	Eads Defence & Security Networks	Transformers, Electrical	42,515.68
France	Renault	Motor Vehicle Parts And Accessories	42,292.32
France	Renault Trucks -spare Parts Department	Motor Vehicle Parts And Accessories	40,771.34
France	Economat De L'armee	Food Products, Other	37,852.44
France	Marck Sa	Clothing Of Textile Materials	37,257.70
France	Florida Purchasing Agency	Components For Telecommunication Eq	37,085.65
France	Fleightguard	Components For Telecommunication Eq	33,805.41

**Major Equipment ordered by Agency during 2005**  
(Orders of USD 30,000 or more)

Agency/Country Procurement	Name of supplier	Description of goods (equipment)	Total Cost (USD)
<b>UN/DPD cont.</b>			
Georgia	State Company Abkhazskie Airlines	Motor Spirit (Gasoline), Including	155,550.00
Georgia	Air Bp Georgia Llc	Motor Spirit (Gasoline), Including	151,200.00
Georgia	Aviatoplivoservice	Motor Spirit (Gasoline), Including	140,000.00
Georgia	Aviatoplivoservice	Petroleum Oils And Petroleum Produc	98,901.10
Georgia	State Company Abkhazskie Airlines	Engines, Internal Combustion, Of A	76,800.00
Georgia	Canargo Standard Oil Products.ltd	Petroleum Oils Medium, And Other Me	69,060.77
Georgia	State Company Abkhazskie Airlines	Petroleum Oils Medium, And Other Me	60,000.00
Georgia	Canargo Standard Oil Products.ltd	Petroleum Oils And Petroleum Produc	43,406.59
Georgia	Rapava Zurabi	Furniture, Workshop, Shop Etc.	32,405.49
Georgia	State Company Abkhazskie Airlines	Petroleum Oils And Petroleum Produc	32,400.00
Germany	Supreme Gmbh	Food And Textile Products	8,684,297.71
Germany	Supreme Gmbh	Meat And Edible Offal, Fresh, Chill	6,005,893.00
Germany	Alfred Kaercher Gmbh & Co.	Decanting, Distilling, Evaporating,	1,895,408.87
Germany	Liebherr-werk EHINGER Gmbh	Motor Vehicles And Parts And Access	663,535.94
Germany	Fleischhacker Gmbh & Co. Kg	Articles For Medical Or Surgical Pu	646,296.30
Germany	Alfred Karcher Gmbh & Co.kg	Filtering And Purifying Equipment	563,610.59
Germany	Alfred Kaercher Gmbh &Co	Decanting, Distilling, Evaporating,	505,316.95
Germany	Heckler & Koch Gmbh	Security And Safety Equipment	214,708.82
Germany	Nowar Security Equipment	Security Equipment And Supplies N.e	199,441.02
Germany	Krone Gmbh	Telephone Equipment	188,702.94
Germany	Rocablanca Handles Gmbh & Co.kg	Domestic Metal Products	185,553.04
Germany	Alfred Kaercher Gmbh & Co	Containers Of Iron, Steel Or Alumin	171,094.82
Germany	Nowar Security Equipment Gmbh	Security Equipment, Special Purpose	132,159.54
Germany	Fleischhacker Gmbh & Co. Kg	Hydrogen, Nitrogen, Oxygen, Carbon	111,044.71
Germany	Alfred Karcher Gmbh & Co.kg	Pumps, Compressors, Valves, Etc., P	90,138.72
Germany	Kassbohrer Gelandefahrzeug Ag	Pile-drivers And Pile-extractors; M	81,254.71
Germany	Stratex Networks	Telecommunication Equipment, Other	78,300.00
Germany	Kassbohrer Gelandefahrzeug Ag	Motor Vehicle Parts And Accessories	74,917.82
Germany	Kassbohrer Gelandefahrzeug Ag	Hand Tools (Including Glaziers Diam	70,879.84
Germany	Fleischhacker Gmbh & Co. Kg	Boring, Grinding, Cutting, Pressing	63,730.35
Germany	Asbeck Armoring Bonn Gmbh	Motor Vehicle Parts And Accessories	63,119.82
Germany	Fleischhacker Gmbh & Co; Rg	Sterilizers, Medical, Surgical Or L	62,244.84
Germany	Fleischhacker Gmbh & Co; Rg	Registers, Account Books, Note Book	54,484.47
Germany	Brahler lcs Ag	Audio And Video Accessories	52,500.00
Germany	Heckler & Koch Gmbh	Firearms And Ammunition	43,938.48
Germany	Begeca	Mechano-therapy Appliances, Respira	42,438.48
Germany	Nowar Security Equipment Gmbh	Domestic Appliances Other Than Cool	41,470.82
Germany	Fleischhacker Gmbh & Co. Kg	Optical Input/Output Units, Such As	38,824.75
Germany	Fleischhacker Gmbh & Co. Kg	Dispersing Or Spraying Appliances F	37,598.31
Germany	Fleischhacker Gmbh & Co. Kg	Trailers And Semi-trailers; Contain	37,053.12
Germany	Sesjak Kg	Filtering And Purifying Equipment	36,534.30
Germany	Rocablanca Handels Gmbh & Co. Kg.	Domestic Metal Products	36,319.58
Germany	Alfred Kaercher Gmbh & Co	Filtering And Purifying Equipment	35,248.18
Germany	Fleischhacker Gmbh & Co. Kg	Air Conditioning, Cold Chain And Re	33,939.98
Germany	Telerob Gmbh	Quilts, Eiderdowns, Cushions, Pouff	33,826.85
Germany	Fleischhacker Gmbh & Co.; Kg	Machinery, General Purpose, N.e.c.	32,263.36
Ghana	Mobil Oil Ghana Limited	Motor Spirit (Gasoline), Including	757,000.00
Ghana	Buck Press Limited	Stationery Articles N.e.c.	514,656.03
Ghana	Buck Press Limited	Textile Articles Made-up, Other	49,050.00
Ghana	Image Wright Company Ltd.	Stationery Articles N.e.c.	31,261.81
Greece	3m Hellas Ltd	Security Equipment, Special Purpose	140,930.99
Haiti	Dinasa	Gas Oils (Diesel Oil)	4,744,200.49
Haiti	Total Haiti S.a.	Gas Oils (Diesel Oil)	3,863,000.00
Haiti	Dinasa	Petroleum Oils And Petroleum Produc	2,905,000.00
Haiti	Haytian Tractor And Equipment Company S.a.	Motor Spirit (Gasoline), Including	900,000.00
Haiti	Peintures Ideales	Construction Materials Of Plastic;	496,492.00
Haiti	Mcm	Sands, Pebbles, Gravel, Broken Or C	474,100.00
Haiti	Skandra	Construction Materials Of Plastic;	439,072.05
Haiti	Jedco Services	Water	351,381.00
Haiti	J&M Construction S.a.	Construction Goods, Ceramic, Other	287,750.00
Haiti	HI Construction	Sands, Pebbles, Gravel, Broken Or C	282,200.00
Haiti	Sodigaz	Propane And Butane, Liquefied	223,870.00
Haiti	Maison Max Laroche	Construction Materials Of Plastic;	219,286.50
Haiti	Total Haiti S.a.	Pumps, Other Than Water Pumps; Air	195,400.00
Haiti	Skandra	Water	181,060.74
Haiti	Total Construction S.a.	Plywood	164,735.00
Haiti	Sodigaz	Petroleum Oils And Petroleum Produc	158,580.00
Haiti	Gdg Beton	Mortars And Concretes, Non-refracto	155,000.00
Haiti	Access Haiti / Haiti Data Networks	Satellite Communication Systems	145,400.00
Haiti	Matelec	Lamps, Arc Lamps And Lighting Equip	142,841.21
Haiti	Quincaillerie Nouvelle	Construction Goods, Ceramic, Other	142,148.00
Haiti	Global	Expendables For Use With Edp Equipm	138,274.00
Haiti	Internegoce S.a.	Security Equipment, Special Purpose	122,916.72
Haiti	Metelec Quincaillerie	Cements	114,500.00
Haiti	J&M Construction S.a.	Granite, Sandstone And Other Monume	112,625.00
Haiti	Entreprise De Construction Electro-mecanique S.a. (	Radio Or Television Transmission Ap	107,156.30
Haiti	Cimenterie National	Cements	101,095.00
Haiti	Haytian Tractor And Equipment Company S.a.	Pumps, Other Than Water Pumps; Air	86,078.00
Haiti	Computer Systems Network And Services	Equipment And Accessories For Conne	80,579.02
Haiti	Atlas Construction Sa	Construction Materials Of Plastic;	79,936.00
Haiti	Total Construction S.a.	Insulated Wire And Cable; Optical F	68,750.00
Haiti	P.r. Entreprise S.a. (Top Tires)	Rubber Tyres And Tubes	66,640.80
Haiti	Jamagi S.a.	Lubricating Preparations	64,060.50
Haiti	Nami International Restaurant	Sands, Pebbles, Gravel, Broken Or C	61,770.00
Haiti	Universal Motors S. A	Tyres, Pneumatic New, Inner Tubes,	61,500.00
Haiti	Office Star	Paper Of Paperboard N.e.c., For Pri	60,000.00
Haiti	Skandra	Security Equipment And Supplies N.e	53,730.00
Haiti	Haytian Tractor And Equipment Company S.a.	Petroleum Oils And Petroleum Produc	49,500.00
Haiti	Industries Acra	Structures, Other, And Sections Of	47,800.00
Haiti	Colomax	Construction Materials Of Plastic;	47,300.00
Haiti	Coprofer Kenbe	Metal Goods N.e.c.	46,423.33
Haiti	Computer Systems Network And Services	Expendables And Accessories For Use	46,095.00
Haiti	Skandra	Domestic Appliances Other Than Cool	45,240.00
Haiti	Prophalab S.a.	Articles For Medical Or Surgical Pu	43,800.00
Haiti	Office Star	Binders, Folders And File Covers	43,288.45
Haiti	Trinite Bazar	Construction Materials Of Plastic;	42,400.00
Haiti	Skandra	Camping Equipment	41,445.40
Haiti	Trinite Bazar	Timber, Soft	40,300.00
Haiti	Alleluia Materiaux De Constructions	Construction Goods, Ceramic, Other	40,000.00
Haiti	Universal Motors S. A	Motor Vehicle Parts And Accessories	40,000.00
Haiti	Total Construction S.a.	Furniture, Office, Other Than Chair	39,855.60
Haiti	Trinite Bazar	Cements	38,350.00

**Major Equipment ordered by Agency during 2005**  
(Orders of USD 30,000 or more)

Agency/Country Procurement	Name of supplier	Description of goods (equipment)	Total Cost (USD)
<b>UN/DPD cont.</b>			
Haiti	Societe Usine-a-manteque S. A.	Electrical Equipment, Parts And Acc	37,683.27
Haiti	Valerio Canez S.a.	Insulated Wire And Cable; Optical F	36,826.50
Haiti	Mcm	Glass, Unworked, Flat Glass And Pre	36,200.00
Haiti	Universal Motors S. A	Rubber Tyres And Tubes	36,000.00
Haiti	Skandra	Plywood	35,597.50
Haiti	Publi-tronic S.a.	Expendables And Accessories For Use	35,000.00
Haiti	M And S Construction S.a.	Cements	33,567.50
Haiti	Do Mi Cil S.a.	Curtains And Blinds	33,173.32
Haiti	Texaco Haiti Inc.	Motor Spirit (Gasoline), Including	31,778.34
Haiti	Skandra	Gymnasium Or Athletics Articles And	30,280.00
Haiti	Maly Quincaillerie	Construction Goods, Ceramic, Other	30,000.00
Haiti	Skandra	Toilet Tissue Stock; Miscellaneous	30,000.00
Hungary	S & T	Software Application Packages	40,430.00
India	Pcp International Ltd.	Electric Motors, Generators And The	3,743,908.60
India	Telecommunications Consultants India Ltd	Printing And Plotting Devices For E	389,102.59
India	Telecommunications Consultants Indi	Computer Systems, Special Purpose O	379,497.85
India	Telecommunications Consultants Indi	Telecommunication Equipment	359,088.41
India	Telecommunications Consultants Indi	Testing Equipment N.e.c.	323,298.00
India	Telecommunications Consultants India Ltd	Printing Equipment, Other	239,368.00
India	Telecommunications Consultants India Ltd.	Transmitting And Communicating Equi	140,834.14
India	Toyop Relief	Sacks And Bags, Of A Kind Used For	117,171.00
India	Telecommunications Consultants India Limited	Processing Units For Edp, Other	101,329.56
India	Pcp International Ltd	Electric Motors, Generators And Tra	100,707.00
India	Telecommunications Consultant	Atomic Energy Equipment	82,116.15
India	Telecommunications Consultant	Edp Equipment/Machinery, Other, And	80,236.60
India	Toyop Relief	Bars And Rods Of Iron Or Steel, Hot	79,537.50
India	Pcp International Ltd.	Stoppers, Caps, Lids And Other Meta	77,259.80
India	Pcp International Ltd.	Electric Motors, Generators And Tra	72,156.11
India	Pcp International Ltd.	Security Equipment And Supplies N.e	62,556.83
India	Pcp International Limited	Electric Motors, Generators And The	57,880.80
India	Toyop Relief	Security Equipment And Supplies N.e	56,639.00
India	Telecommunications Consultants India Ltd.	Optical Input/Output Units, Such As	53,165.91
India	Pcp International Ltd	Angles, Shapes And Sections, Of Iro	44,323.20
India	Telecommunication Consultants India Ltd	Measuring, Checking And Testing App	43,748.87
India	Telecommunications Consultants India Ltd	Edp Equipment N.e.c.	40,912.59
India	Telecommunication Consultants India Ltd	Telecommunication Equipment, Other	36,571.91
India	Tcil	Transmitting And Communicating Equi	31,613.46
Iraq	San It Services	Transmitting And Communicating Equi	42,045.00
Ireland	Mmi Group Ltd	Metal Goods N.e.c.	111,252.63
Ireland	Mmi Group Ltd.	Metal Goods N.e.c.	77,574.64
Israel	E-drive Technology Ltd.	Telecommunication Equipment	806,197.00
Israel	E-drive Technology Ltd	Transport Equipment	610,511.00
Israel	Odis Filtering Ltd	Filtering And Purifying Equipment	514,190.50
Israel	Odis Filtering Ltd	Decanting, Distilling, Evaporating,	482,345.90
Israel	Classica International Ltd.	Safety Clothing And Headgear; Other	428,790.00
Israel	Odis Filtering Ltd.	Sampling Equipment, Water Purificat	419,792.00
Israel	Classica International Ltd.	Insulated Wire And Cable; Optical F	244,378.79
Israel	Hashmira Security Technologies (1971)Ltd.	Surveillance/Control Systems	222,189.25
Israel	Odis Filtering Ltd.	Decanting, Distilling, Evaporating,	215,814.00
Israel	Hewlett-packard (Israel)Ltd	Equipment And Accessories For Conne	193,270.00
Israel	Classica International Ltd.	Printing And Plotting Devices For E	186,100.00
Israel	Odis Filtering Ltd	Machinery And Equipment For The Pha	184,260.00
Israel	Odis Filtering Ltd.	Packing And Sealing Articles Of Pla	175,836.50
Israel	Odis Filtering Ltd.	Machinery And Equipment For The Pha	164,645.00
Israel	Eres Refrigeration & Engineering	Air Conditioning, Cold Chain And Re	160,311.67
Israel	Atara Ltd	Vegetables, Preserved, Other	157,846.80
Israel	Classica International Ltd.	Crowd Control Equipment	130,495.00
Israel	L.a.d.m. Agencies Ltd	Safety Equipment	118,180.00
Israel	E-drive Technology Ltd	Transport Equipment, Other And Part	117,087.72
Israel	E-drive Technology Ltd.	Pumps, Compressors, Valves, Etc., P	116,764.60
Israel	Odis Filtering Ltd	Sampling Equipment, Water Purificat	116,712.50
Israel	Lan-lee International Ltd.	Crowd Control Equipment	107,541.00
Israel	Odis Filtering Ltd	Water Pipe Fittings And Accessories	106,652.65
Israel	Classica International Ltd.	Security Equipment, Special Purpose	106,221.00
Israel	Onset Systems Engineering Ltd.	Audio And Video Accessories	105,975.68
Israel	E-drive Technology Ltd.	Motor Vehicle Parts And Accessories	103,801.00
Israel	Lan Lee International Ltd.	Expendables For Use With Edp Equipm	102,960.00
Israel	Lan Lee International Ltd.	Printing And Plotting Devices For E	96,004.37
Israel	Iss Ashmoret Ltd.	Domestic Cooking And Heating Equipm	90,090.00
Israel	Tnuva Ltd	Dairy Products N.e.c.	57,276.96
Israel	Paz Oil Co. Ltd.	Domestic Cooking And Heating Equipm	52,800.00
Israel	Tadiran Communications Ltd	Radio Broadcast And Television Rece	50,018.00
Israel	L.a.d.m Agencies Ltd	Electricity Distribution Or Control	48,475.85
Israel	Sonol Israel Ltd	Gas Oils (Diesel Oil)	48,274.20
Israel	Lan-lee International Ltd	Hats And Headgear	46,905.00
Israel	L.a.d.m Agencies Ltd	Safety Equipment	42,232.00
Israel	District Bakery	Bread, Other, And Bakers' Wares, Ot	40,000.00
Israel	Zabar Handassa Ltd	Furnaces And Ovens, Industrial	39,124.02
Israel	Hashmira Security Technologies (1971)Ltd.	Machinery, Special Purpose, Other	38,990.00
Israel	L.a.d.m. Ltd.	Safety Equipment	38,730.00
Israel	Sonol Israel Ltd	Oils And Other Products Of The Dist	38,168.92
Israel	C.m.c Computer Media Center Ltd.	Micro-computers	37,538.63
Israel	L.a.d.m. Agencies Ltd.	Disinfectants	37,070.00
Israel	E.d.t. E-drive Technology Ltd.	Safety Equipment	36,833.76
Israel	Semo Yerucham Ltd	Lighting Equipment	36,697.05
Israel	Sakal Bros. Ltd	Domestic Appliances, Parts And Acce	36,673.80
Israel	Lan-lee International Ltd	Safety Clothing And Headgear; Other	31,125.00
Israel	Classica International Ltd	Carpets And Other Textile Floor Cov	30,734.80
Italy	Corimec Italiana Spa	Prefabricated Buildings	14,243,380.09
Italy	Corimec Italiana Spa	Buildings, Prefabricated For Office	6,493,581.55
Italy	Corimec Italiana S.p.a.	Prefabricated Buildings	4,098,170.34
Italy	Edilsider S.p.a	Prefabricated Buildings, Parts Ther	3,845,176.47
Italy	Ama S.p.a.	Primary Cells And Primary Batteries	2,510,992.10
Italy	Corimec Italiana S.p.a.	Prefabricated Buildings	2,157,221.97
Italy	Sicom S.p.a.	Trailers And Semi-trailers; Contain	2,117,467.30
Italy	Erreci	Furniture, Office, Other Than Chair	1,430,719.00
Italy	Corimec Italiana S.p.a.	Buildings, Prefabricated For Office	1,421,148.23
Italy	Corimec Italiana S.p.a.	Prefabricated Buildings, Parts Ther	1,358,408.54
Italy	Intertrade International Services Srl	Electric Motors, Generators And The	1,154,751.45
Italy	Corimec Italiana S.p.a	Prefabricated Buildings	1,138,658.49
Italy	Coelmo	Electric Motors, Generators And The	1,129,844.36

**Major Equipment ordered by Agency during 2005**  
(Orders of USD 30,000 or more)

Agency/Country Procurement	Name of supplier	Description of goods (equipment)	Total Cost (USD)
<b>UN/PD cont.</b>			
Italy	Ama Spa - Italy	Parts N.e.c. For Special Purpose Ma	1,127,315.08
Italy	Intertrade International Services	Electric Motors, Generators And The	1,096,065.10
Italy	A. Bellomi S.r.l.	Binders, Folders And File Covers	1,044,900.62
Italy	Erreci	Furniture, Domestic	903,397.00
Italy	Ama S.p.a	Containers Of Iron, Steel Or Alumin	846,158.09
Italy	Erreci S.r.l.	Furniture	802,544.90
Italy	Corimec Italiana S.p.a	Buildings, Prefabricated For Office	800,048.37
Italy	Ama S.p.a.	Pumps, Other Than Water Pumps; Air	787,229.37
Italy	Ama S.p.a.	Pumps, Compressors, Valves, Etc., P	679,499.01
Italy	Intertrade International	Electric Motors, Generators And The	656,479.02
Italy	A. Bellomi Srl	The Stoppers, Caps, Lids And Other Meta	607,393.44
Italy	Calabrese Spa	Motor Vehicles And Parts And Access	605,311.58
Italy	Corimec Italiana S.p.a.	Trailers And Semi-trailers; Contain	570,500.00
Italy	Ama Spa	Containers Of Iron, Steel Or Alumin	570,178.53
Italy	Erreci S.r.l.	Seats And Chairs	547,538.00
Italy	Coelmo S.r.l.	Electric Motors, Generators And The	544,075.94
Italy	Coelmo S.r.l	Electric Motors, Generators And The	538,258.77
Italy	Intertrade International Services Srl	The Stoppers, Caps, Lids And Other Meta	529,369.61
Italy	A. Bellomi	Stationery Articles N.e.c.	498,024.72
Italy	Ama S.r.l.	Pumps, Other Than Water Pumps; Air	434,981.91
Italy	Erreci S.r.l	Furniture, Office, Other Than Chair	429,612.50
Italy	Erreci Sprl	Furniture, Office, Other Than Chair	423,933.80
Italy	Ama S.r.l.	Primary Cells And Primary Batteries	382,808.72
Italy	Corimec Italiana Spa	Trailers And Semi-trailers; Contain	379,638.13
Italy	A. Bellomi	Metal Goods N.e.c.	378,894.52
Italy	Co.el.mo. S.r.l.	Electric Motors, Generators And The	346,338.50
Italy	Ama S.p.a.	Rubber, Articles Thereof, N.e.c.	314,317.06
Italy	Erreci	Seats And Chairs	303,744.40
Italy	Erreci Sprl	Seats And Chairs	282,635.01
Italy	Corimec Italiana S.p.a.	Pebbles, Gravel, Broken Or Crushed	270,235.00
Italy	Erreci S.r.l.	Furniture, Domestic	267,542.50
Italy	Intertrade International	Pumps, Compressors, Valves, Etc., P	213,227.73
Italy	Db Elettronica Telecomunicazioni Spa	Television And Radio Transmitters A	210,843.31
Italy	Prod-el (Prodotti Elettronici S.p.a.)	Telecommunication Equipment, Other	204,380.34
Italy	Intertrade International Services (Iis)	Insulated Wire And Cable; Optical F	204,110.19
Italy	Rittal Spa	Electronic Components, Parts And Ac	190,409.66
Italy	Intertrade International Services Srl	Insulated Wire And Cable; Optical F	186,885.73
Italy	Erreci S.r.l.	Furniture, Office, Other Than Chair	186,131.55
Italy	Prod-el S.p.a.	Telecommunication Equipment, Other	178,457.63
Italy	A. Bellomi S.r.l.	Containers, Paper And Paperboard	170,762.94
Italy	Intertrade International Services	Protection Devices For Edp Equipmen	166,705.87
Italy	Corimec Italiana Spa	Structures, Other, And Sections Of	162,361.45
Italy	Coelmo Srl	Filtering And Purifying Equipment	158,262.66
Italy	Officine Maccaferri Spa	Plastics In Primary Forms, N.e.c.;	153,000.00
Italy	Edilsider S.p.a.	Buildings, Prefabricated For Office	151,807.23
Italy	Semeraro Oronzo	Trailers And Semi-trailers; Contain	145,294.86
Italy	Donadio Spedizioni Internazionali	Electric Motors, Generators And The	142,954.80
Italy	Coelmo S.r.l.	Electric Motors, Generators And The	139,386.70
Italy	A. Bellomi S.r.l.	The Stationery Of Paper Or Paperboard	134,527.88
Italy	Sicon S.r.l.	Protection Devices For Edp Equipmen	131,611.90
Italy	Intertrade International Services Srl	Tapes And Other Unrecorded Media Fo	129,138.90
Italy	Corimec Italiana S.p.a	Trailers And Semi-trailers; Contain	126,000.00
Italy	Intertrade International Services (Iis)	Lamps, Arc Lamps And Lighting Equip	123,688.21
Italy	Co.el.mo S.r.l.	Electric Motors, Generators And Tra	122,183.90
Italy	Ama Spa	Security Equipment And Supplies N.e	118,249.03
Italy	Ama S.p.a.	Furniture, Other, N.e.c.	116,405.23
Italy	Intertrade International Services	Electricity Distribution Or Control	111,311.17
Italy	Coelmo S.r.l	Electric Motors, Generators And Tra	110,456.79
Italy	A. Bellomi	Binders, Folders And File Covers	109,955.73
Italy	Intertrade International Services	Hand Tools	107,268.57
Italy	A. Bellomi S.r.l	Registers, Account Books, Note Book	106,195.69
Italy	Intertrade International Services	Furniture, Workshop, Shop Etc.	95,758.24
Italy	A. Bellomi Srl	Expendables For Use With Edp Equipm	95,649.00
Italy	Intertrade International Services	Lamps, Electric Filament Or Dischar	93,041.03
Italy	Nobel	Sampling Equipment, Water Purificat	91,840.52
Italy	Intertrade International Services	Detergents, Perfumes And Washing Pr	90,919.57
Italy	Impiantistica Traversa Srl	Components For Telecommunication Eq	90,728.98
Italy	Intertrade International	Metal Goods N.e.c.	90,127.90
Italy	A. Bellomi S.r.l.	Paper And Paperboard Products, Othe	83,604.70
Italy	A. Bellomi S.r.l.	Books, Brochures, Leaflets And Simi	82,285.36
Italy	Intertrade International Services Srl	Testing Equipment N.e.c.	82,108.67
Italy	A. Bellomi	Paper And Paperboard Products, Othe	80,831.85
Italy	Intertrade International Services Srl	Forklift Trucks And Other Works Tru	80,633.89
Italy	Ama Spa	Parts N.e.c. For Special Purpose Ma	76,591.02
Italy	Intertrade International Services S.r.l.	Insulated Wire And Cable; Optical F	76,349.12
Italy	A.bellomi S.r.l.	Furniture, Office, Other Than Chair	75,807.39
Italy	Coelmo Srl	Electric Motors, Generators And The	73,062.99
Italy	Intertrade International Services (Iis)	Insulators, Electrical	72,538.58
Italy	Veccari Giuseppe	Transformers, Electrical	70,481.93
Italy	A. Bellomi	Paper Of Paperboard N.e.c., For Pri	69,540.00
Italy	Intertrade International Services	Insulated Wire And Cable; Optical F	69,460.58
Italy	Intertrade International Services (Iis)	Electric Motors, Generators And The	66,289.59
Italy	Michele Caroli Srl	Electric Motors, Generators And Tra	65,765.62
Italy	Erreci S. R.l.	Furniture, Office, Other Than Chair	63,910.00
Italy	Intertrade International Services Srl	Paints And Varnishes (Including Ena	63,250.12
Italy	Intertrade International	Expendables For Use With Edp Equipm	62,277.64
Italy	A. Bellomi S.r.l.	Metal Goods N.e.c.	61,920.30
Italy	Intertrade International Services	Office And Accounting Machinery, Pa	61,429.37
Italy	Erreci Sprl	Furniture, Other, N.e.c.	60,942.50
Italy	Erreci Sprl	Camping Equipment	60,050.00
Italy	Ama Spa	Hydrographic, Hydrological, Meteor	59,937.26
Italy	Coelmo S.r.l.	Electric Motors, Generators And Tra	59,518.76
Italy	Intertrade International Services S.r.l.	Clothing Of Textile Materials	57,768.01
Italy	Intertrade International	Calculating Machines And Similar Ca	56,613.60
Italy	Canon Italia S.p.a.	Photocopying Apparatus	55,299.02
Italy	Semeraro Oronzo	Measuring, Checking And Testing App	54,589.17
Italy	A. Bellomi S.r.l.	Paper And Paper Products	53,802.87
Italy	A. Bellomi S.r.l.	Furniture, Other, N.e.c.	53,364.56
Italy	Intertrade International Services	Machinery For Sorting, Screening, S	51,567.24
Italy	Fantuzzi Reggiane	Motor Vehicle Parts And Accessories	50,762.16
Italy	Intertrade International	Lighting Equipment	50,531.76
Italy	Intertrade International Services	Safety Equipment	49,110.25
Italy	Ames S.p.a.	Telecommunication Equipment	48,138.42
Italy	Intertrade International Services (Iis)	Office Machines, Other	47,282.99
Italy	Intertrade International Services	The Stoppers, Caps, Lids And Other Meta	46,250.00
Italy	A. Bellomi	Containers, Paper And Paperboard	46,090.00

**Major Equipment ordered by Agency during 2005**  
(Orders of USD 30,000 or more)

Agency/Country Procurement	Name of supplier	Description of goods (equipment)	Total Cost (USD)
<b>UN/PD cont.</b>			
Italy	A. Bellomi S.r.l.	Plastic Articles N.e.c.	45,812.20
Italy	Intertrade International Services (Iis)	Edp Equipment/Machinery, Other, And Sawing, Shearing, Punching And Simi	45,197.49
Italy	Mauro Componenti Srl	Weighing Equipment, Micrometers, Ga	44,848.55
Italy	Intertrade International Services	Tubes, Pipes And Hoses, And Fitting	43,681.07
Italy	Ama S.p.a.	Equipment And Accessories For Conne	43,496.76
Italy	Rittal Spa	Hand Tools	43,275.13
Italy	Imiel A&G Srl	Paper Of Paperboard N.e.c., For Pri	42,835.63
Italy	A.bellomi S.r.l.	Electric Motors, Generators And Tra	42,030.00
Italy	Intertrade International Services; S.r.l	Containers Of Iron, Steel Or Alumin	41,787.75
Italy	Ama S.p.a.	Machinery For Sorting, Screening, S	41,705.88
Italy	Altrad Italia Srl	Metal Goods N.e.c.	41,668.82
Italy	Erreci Sprl	Processing Units For Edp, Other	41,288.73
Italy	Intertrade International Services (Iis)	Expendables For Use With Edp Equipm	41,268.24
Italy	Intertrade International Services; S.r.l	Electric Motors, Generators And Tra	41,102.38
Italy	Intertrade International Services	Protection Devices For Edp Equipmen	40,694.62
Italy	Intertrade International Services S.r.l	Expendables And Accessories For Use	40,506.07
Italy	Promelit S.p.a.	Telecommunication Equipment	40,332.53
Italy	Intertrade International Services	Storage Units And Storage Media For	40,072.99
Italy	Softway Srl	Hand Tools	40,000.00
Italy	Corade Spa	Furniture, Workshop, Shop Etc.	39,529.41
Italy	De Mattia Snc	Sacks And Bags, Of Plastic Material	38,692.81
Italy	Intertrade International Services S.r.l.	Packaging Materials, Other, Metal	38,341.96
Italy	Vaccari Franco S.n.c.	Pumps, Compressors, Valves, Etc., P	38,338.84
Italy	Intertrade International Services Srl	Components For Telecommunication Eq	38,078.04
Italy	Fluke Italia Srl	Converters, Ladles, Ingot Moulds An	37,686.75
Italy	Sematron Italia Srl	Furniture, Other, N.e.c.	37,300.00
Italy	Erreci S.r.l.	Laboratory Equipment, Miscellaneous	37,193.50
Italy	Italtrend S.r.l	Electricity Distribution Or Control	37,176.77
Italy	Intertrade International Services (Iis)	Stationery Articles N.e.c.	36,821.58
Italy	A. Bellomi S.r.l	Optical Instruments	36,392.33
Italy	Softway Srl	Hand Tools (Including Glaziers Diam	36,333.85
Italy	Intertrade International Services	Motor Vehicle Parts And Accessories	35,352.33
Italy	Intertrade International Services (Iis)	Office And Accounting Machinery And	34,973.89
Italy	Canon Italia S.p.a.	Office Machines, Other	34,916.84
Italy	Intertrade International Services S.r.l.	Air Conditioning, Cold Chain And Re	34,754.18
Italy	Cofrimer Srl	Toilet Tissue Stock; Miscellaneous	34,737.83
Italy	Intertrade International Services	Security And Safety Equipment	34,675.75
Italy	Corimec Italiana Spa	Stationery Articles N.e.c.	33,541.38
Italy	A Bellomi S.r.l	Electrical Equipment, Parts And Acc	32,848.06
Italy	Intertrade International Services (Iis)	Pumps, Other Than Water Pumps; Air	31,708.69
Italy	Ama Spa - Italy	Pumps, Other Than Water Pumps; Air	31,507.84
Italy	Intertrade International Services	Footwear, Of Rubber Or Plastics	31,361.29
Italy	Limongelli Srl	Furniture, School	30,559.65
Italy	Erreci S.r.l	Food Processing Equipment	30,376.00
Italy	Corimec Italiana S.p.a.		30,144.16
Japan	Toyota Motor Corporation	Motor Vehicles And Parts And Access	21,818,965.81
Japan	Nissan Trading Co., Ltd.	Motor Vehicles And Parts And Access	18,685,872.95
Japan	Nissan Trading Co., Ltd.	Motor Vehicles, Passenger, Other	2,652,658.69
Japan	Nissan Trading Co. Ltd	Motor Vehicle Parts And Accessories	2,058,134.90
Japan	Toyota Motor Corporation	Motor Vehicle Parts And Accessories	1,429,394.44
Japan	Nissan Trading Co Ltd	Motor Vehicle Parts And Accessories	376,689.67
Japan	Nissan Trading Co. Ltd.	Motor Vehicle Parts And Accessories	365,268.21
Japan	Toyota Industries Corporation	Motor Vehicles And Parts And Access	294,000.00
Japan	Nissan Trading Co. Ltd.	Motor Vehicles And Parts And Access	243,805.12
Japan	Nissan Trading Co. Ltd	Ironmongry	138,158.66
Japan	K. Arano & Co. Ltd	Motor Vehicle Parts And Accessories	133,276.04
Japan	Nissan Trading Co.; Ltd	Motor Vehicle Parts And Accessories	128,231.58
Japan	Nissan Trading Co.ltd.	Motor Vehicle Parts And Accessories	110,209.61
Japan	Nissan Trading Co.;Ltd	Motor Vehicle Parts And Accessories	102,578.91
Japan	K. Arano & Co. Ltd.	Motor Vehicle Parts And Accessories	94,454.55
Japan	Nissan Trading Co. Ltd	Motor Vehicles And Parts And Access	81,651.05
Japan	K. Arano & Co. Ltd.	Tyres, Pneumatic New, Inner Tubes,	78,515.39
Japan	K. Arano & Co. Ltd.	Regulating Instruments; Mechanical	68,301.51
Japan	Toyota Motor Corporation	Transport Equipment, Other And Part	64,278.89
Japan	Nissan Trading Co. Ltd.	Sampling Equipment, Water Purificat	40,739.52
Japan	K. Arano & Co. Ltd.	Electricity Distribution Or Control	38,163.45
Japan	Toyota Motor Corporation	Motor Vehicles, Passenger, Other	35,207.87
Japan	Nissan Trading Co.	Motor Vehicles And Parts And Access	32,617.47
Japan	K. Arano & Co.;Ltd.	Tyres, Pneumatic New, Inner Tubes,	31,775.22
Japan	Toyota Motor Corporation	Hand Tools (Including Glaziers Diam	31,687.34
Jordan	Jordan Petroleum Refinery	Registers, Account Books, Note Book	34,378.53
Kenya	Timsales Limited	Aluminium Or Aluminium Alloys, Semi	199,300.00
Kenya	Asl Ltd	Insulated Wire And Cable; Optical F	196,482.00
Kenya	Adwest Communications	Telecommunication Equipment, Other	185,166.00
Kenya	Asl Ltd	Plywood	148,935.85
Kenya	Asl Ltd	Stoppers, Caps, Lids And Other Meta	136,527.83
Kenya	Khetshi Dharamshi & Co.ltd	Stoppers, Caps, Lids And Other Meta	136,260.00
Kenya	Nairobi Power Engineering Ltd	Electricity Distribution Or Control	127,460.30
Kenya	Asl Ltd	Electricity Distribution Or Control	73,490.99
Kenya	Ramco Printing Works Ltd	Clothing Of Textile Materials	73,080.13
Kenya	Telco Ltd.	Electric Motors, Generators And Tra	65,585.99
Kenya	Alibhaisariff & Sons Ltd	Domestic Metal Products	63,605.17
Kenya	Nairobi Ironmongers Ltd	Doors And Their Frames And Threshol	57,237.00
Kenya	Asl Ltd (Trading Division)	Telecommunication Equipment, Other	45,880.88
Kenya	Asl Ltd	Rubber, Articles Thereof, N.e.c.	44,777.95
Kenya	Telemedia Communications	Transformers, Electrical	40,818.45
Kenya	Asl Ltd	Structures, Other, And Sections Of	35,795.40
Kenya	Asl Ltd	Tubes, Pipes And Hoses, And Fitting	35,322.27
Kenya	Roto Moulders Limited	Containers Of Iron, Steel Or Alumin	34,056.00
Kenya	Dt Dobie	Motor Vehicle Parts And Accessories	33,367.92
Kuwait	Group 4 Al - Zahem	Diodes, Transistors And Similar Sem	168,453.61
Kuwait	Quality Eighty Gen. Trad. & Cont. Co.	Telecommunication Equipment, Parts	157,876.36
Kuwait	Kuwait Computer Resources Co.	Micro-computers	100,515.46
Kuwait	Al-aswar Technology Group Company	Electronic Measuring Equipment N.e.	80,948.45
Kuwait	Easa Husain Al-yousifi Est.	Security And Safety Equipment	71,305.82
Kuwait	Gulf Telecom Co. W.I.I.	Telephone Equipment	66,838.49
Kuwait	Al-aswar Technology Group Company	Telecommunication Equipment	64,707.90
Kuwait	Gulf Telecom Co. W.I.I.	Equipment And Accessories For Conne	55,590.00
Kuwait	Naser Mohammed Al-sayer Communications	Photocopying Apparatus	49,824.74
Kuwait	Hayat Communications	Radio Or Television Transmission Ap	45,251.80
Kuwait	Group 4 Al - Zahem	Safety Equipment	45,154.64
Kuwait	Al Sarraf Computer Services Co	Software, Computer, Including Manua	44,158.08
Kuwait	Tamimi Global Co. Ltd (Tafga)	Food Products, Other	36,000.00



**Major Equipment ordered by Agency during 2005**  
(Orders of USD 30,000 or more)

Agency/Country Procurement	Name of supplier	Description of goods (equipment)	Total Cost (USD)
<b>UN/DPD cont.</b>			
Kuwait	Supplying Stores	Radio Or Television Transmission Ap	35,443.30
Kuwait	Neo Technology Co.	Software, Computer, Including Manua	34,769.76
Kuwait	Mars Furniture Company	Furniture, Office, Other Than Chair	33,000.00
Kuwait	Abdul Rahman Al-fares Sons Co.	Linen, Household	31,312.71
Kuwait	Carrier Kuwait Air Conditioning	Air Conditioning, Cold Chain And Re	30,412.37
Lebanon	Mediterranean Oil Shipping & Transport Company (Me	Gas Oils (Diesel Oil)	1,811,315.46
Lebanon	Malco Trading Co. (Pain D'or)	Food Products, Other	178,848.00
Lebanon	Brothers Electronics Sarl.	Air Conditioning, Cold Chain And Re	95,996.00
Lebanon	Farjallah Trading Company S.a.l.	Air Conditioning, Cold Chain And Re	94,000.00
Lebanon	Computer Information Systems	Registers, Account Books, Note Book	91,740.00
Lebanon	Sadaka Trading Est.	Food Products, Other	79,788.28
Lebanon	Midware Data Systems S.a.l.	Furniture, Other, N.e.c.	75,900.00
Lebanon	Mediterranean Oil Shipping & Transport Company (Me	Motor Spirit (Gasoline), Including	75,250.00
Lebanon	Avianco Communication	Edp Equipment N.e.c.	75,010.79
Lebanon	Mounir Osman & Co. S.a.r.l.	Food Products, Other	74,131.20
Lebanon	Middle East Airlines	Food Products, Other	67,550.00
Lebanon	Sidaco S.a.l.	Propane And Butane, Liquefied	64,000.00
Lebanon	Emile Jreissati & Co.	Domestic Cooking And Heating Equipm	39,291.89
Lebanon	S.e.t.i.charles Keller S.a.l.	Electric Motors, Generators And Tra	37,474.43
Liberia	Mobil Oil Liberia Inc.	Motor Spirit (Gasoline), Including	10,497,698.10
Liberia	General Petroleum Corporation (Gepco)	Petroleum Oils And Petroleum Produc	10,270,662.46
Liberia	General Petroleum Corporation (Gepco)	Gas Oils (Diesel Oil)	8,221,907.00
Liberia	Tropical Logging Company Inc.	Plywood	497,846.47
Liberia	W. C. Trading Center	Domestic Cooking And Heating Equipm	400,236.00
Liberia	Andalucia Estate Corp.	Pipes And Other Accessories, For Us	399,005.00
Liberia	H & A Enterprises	Lubricating Preparations	310,287.60
Liberia	Atlas Trading Corporation (Atlas Gas)	Petroleum Oils And Petroleum Produc	251,844.00
Liberia	Sethi Brothers	Water Pipe Fittings And Accessories	214,760.00
Liberia	General Petroleum Corporation (Gepco)	Kerosene	214,650.00
Liberia	Cemenco	Pipes, Iron And Steel	189,000.00
Liberia	T. Choithram & Sons (Liberia) Inc.	Articles For Medical Or Surgical Pu	184,219.33
Liberia	Cemenco	Cements	165,000.00
Liberia	Sethi Brothers	Ironmongry	156,147.50
Liberia	Global Resources Inc	Pebbles, Gravel, Broken Or Crushed	150,000.00
Liberia	City Builders	Pebbles, Gravel, Broken Or Crushed	146,200.00
Liberia	Sethi Brothers Inc.	Construction Materials Of Plastic;	143,750.00
Liberia	Beever Communication Inc.	Transformers, Electrical	143,434.00
Liberia	Sethi Brothers	Transmission Equipment	142,000.00
Liberia	Print-tech Inc	Textile Articles Made-up, Other	139,125.00
Liberia	Beever Company Inc	Insulated Wire And Cable; Optical F	138,746.20
Liberia	Global Resources Inc	Structural Components, Prefabricate	135,000.00
Liberia	Sethi Brothers	Bars And Rods Of Iron Or Steel, Hot	130,450.00
Liberia	Networks Incorporated	Stone, Sand And Clay	128,800.00
Liberia	Model Construction Company Liberia Limited	Cements	126,000.00
Liberia	Sethi Brothers Inc.	Ironmongry	119,661.75
Liberia	Model Construction Company Liberia Limited	Pile-drivers And Pile-extractors; M	102,900.00
Liberia	Sethi Brothers	Wood, Timber	97,037.94
Liberia	City Builders	Furniture, Parts And Accessories Th	76,879.00
Liberia	National Printers	Paper Of Paperboard N.e.c., For Pri	75,000.00
Liberia	Unique Fumigation & Engineering Services	Pebbles, Gravel, Broken Or Crushed	74,991.40
Liberia	Beever Company Inc	Pipes, Iron And Steel	74,600.00
Liberia	Beever Communication Inc.	Electricity Distribution Or Control	70,910.00
Liberia	Spring Water Inc.	Domestic Appliances Other Than Cool	68,400.00
Liberia	City Builders	Water Pipe Fittings And Accessories	65,930.00
Liberia	City Builders	Ironmongry	64,762.50
Liberia	York Trading Inc.	Sanitaryware And Plumbing Fixtures,	64,245.25
Liberia	Architects Construction Consultants	Bridges, Bridge Sections, Towers An	63,500.00
Liberia	Unique Fumigation & Engineering Services	Sands	63,000.00
Liberia	Thunder Bird Corporation	Tyres, Pneumatic New, Inner Tubes,	59,100.00
Liberia	Beever Communication Inc.	Insulated Wire And Cable; Optical F	57,202.50
Liberia	Beever Company Inc	Bars And Rods Of Iron Or Steel, Hot	56,150.00
Liberia	Auto Spare Service	Motor Vehicle Parts And Accessories	55,000.00
Liberia	York Trading Inc.	Containers Of Iron, Steel Or Alumin	54,750.00
Liberia	H & A Enterprises	Oils And Concentrates, Essential	50,885.60
Liberia	York Trading Inc.	Tubes, Pipes And Hoses, And Fitting	48,669.20
Liberia	Shehny Trading Inc.	Seats And Chairs	47,600.00
Liberia	City Builders	Insulated Wire And Cable; Optical F	47,500.00
Liberia	Emmak Construction & Maintenance Inc.	Wood, Timber	45,838.00
Liberia	Ana Woods Liberia Corporation	Wood, Timber	45,230.00
Liberia	Shehny Trading Inc.	Stationery Articles N.e.c.	45,000.00
Liberia	Undp-liberia	Electric Motors, Generators And The	40,640.00
Liberia	Sethi Brothers	Curtains And Blinds	38,000.00
Liberia	Spring Water Inc.	Air Conditioning, Cold Chain And Re	37,200.00
Liberia	Eagle Electrical Corp.	Tanks, Reservoirs And Containers Of	35,901.00
Liberia	Sabanoh Printing Press	Stationery Articles N.e.c.	35,225.00
Liberia	Eagle Electrical Corp.	Electrical Equipment, Parts And Acc	31,810.00
Liberia	Sethi Brothers	Plywood	30,512.50
Liberia	Bonkomu Trading Company	Wood Charcoal	30,315.60
Liberia	Moinjama Coal Production Inc.	Wood Charcoal	30,315.60
Mauritania	Star Oil Mauritanie	Fuel Oils, N.e.c.	30,000.00
Monaco	Es-ko International Inc.	Food Products, Other	35,295,780.11
Monaco	Es-ko International Incorporated	Food Products, Other	5,833,145.17
Monaco	Es-ko International Inc.	Prefabricated Buildings	732,620.26
Monaco	Es-ko International Inc.	Waters, Not Sweetened	111,220.20
Monaco	Es-ko International Inc.	Clothing And Clothing Accessories O	45,416.45
Morocco	Societe Shell Du Maroc	Jet Fuel, Spirit Type (Gasoline Typ	1,943,010.44
Morocco	Scab	Food Products, Other	733,190.04
Morocco	La Societe Atlas Sahara S.a.	Gas Oils (Diesel Oil)	383,396.02
Morocco	Scab	Food Products N.e.c.	128,838.51
Morocco	La Societe Atlas Sahara S.a.	Forklift Trucks And Other Works Tru	125,000.00
Morocco	Jamal Ahmed Ben Mbarek Ou Jamaa	Water	114,533.01
Morocco	La Societe Atlas Sahara S.a.	Wood For Joinery And Carpentry, Oth	100,000.00
Morocco	Jamal Ahmed Ben Mbarek Ou Jamaa	Waters, Not Sweetened	77,816.46
Morocco	Assurances Marrache & Dor	Motor Vehicle Parts And Accessories	66,597.28
Namibia	Windhoefer Maschinenfabrik (1998)	Motor Vehicles And Parts And Access	47,750.00
Netherlands	France Telecom Mobile Satellite Communications	Satellite Communication Systems	2,070,928.22
Netherlands	Devotra B.v.	Motor Vehicles And Parts And Access	782,086.19
Netherlands	France Telecom Mobile Satellite	Telecommunication Equipment	525,847.50
Netherlands	Devotra B. V.	Furniture, Office, Other Than Chair	461,987.28
Netherlands	Akkermans Industrial Engineering	Machinery For Sorting, Screening, S	367,346.40

**Major Equipment ordered by Agency during 2005**  
(Orders of USD 30,000 or more)

Agency/Country Procurement	Name of supplier	Description of goods (equipment)	Total Cost (USD)
<b>UN/DPD cont.</b>			
Netherlands	Santpoort Project Supplies	Expendables For Use With Edp Equipm	353,993.61
Netherlands	France Telecom Mobile Stalellite Communications B.v	Satellite Communication Systems	328,945.38
Netherlands	France Telecom Mobile Stalellite	Satellite Communication Systems	320,434.82
Netherlands	Devotra Bv	Electric Motors, Generators And The	304,958.36
Netherlands	Imres Bv	Articles For Medical Or Surgical Pu	300,822.71
Netherlands	Devotra B.v.	Prefabricated Buildings	297,926.72
Netherlands	Devotra Bv	Prefabricated Buildings	295,775.17
Netherlands	Santpoort Project Supplies	Lamps, Arc Lamps And Lighting Equip	219,305.29
Netherlands	2connect-it	Satellite Communication Systems	190,317.90
Netherlands	Holland Aviation	Hydrographic, Hydrological, Meteoro	185,715.14
Netherlands	Santpoort Project Supplies	Photocopying Apparatus	184,961.19
Netherlands	Devotra Bv	Hand Tools (Including Glaziers Diam	181,667.35
Netherlands	Santpoort Project Supplies	Protection Devices For Edp Equipmen	171,260.00
Netherlands	Santpoort	Lighting Equipment	171,054.12
Netherlands	Santpoort Project Supplies	Electric Motors, Generators And Tra	159,771.12
Netherlands	Imres	Articles For Medical Or Surgical Pu	149,348.96
Netherlands	Devotra Bv	Metal Goods N.e.c.	144,381.06
Netherlands	Sanquin Bloedbank Northwest	Blood Products And Plasma Substitut	137,233.03
Netherlands	Amca Hydraulc Power B.v.	Radio Broadcast And Television Rece	136,955.00
Netherlands	France Telecom Mobile Stalellite	Satellite Communication Systems	136,628.34
Netherlands	Sanguin Blood Bank North-west	Blood Products And Plasma Substitut	124,849.88
Netherlands	International Procurement Agency	Telecommunication Equipment, Parts	113,230.18
Netherlands	Santpoort	Expendables For Use With Edp Equipm	109,465.80
Netherlands	Devotra Bv	Lifts, Skip Hoists, Escalators And	93,295.32
Netherlands	International Procurement Agency	Furniture, Workshop, Shop Etc.	92,715.08
Netherlands	Devotra Bv	Hand Tools	90,569.56
Netherlands	Santpoort Project Supplies	Disinfectants	81,855.72
Netherlands	Devotra B. V.	Motor Vehicle Parts And Accessories	77,170.98
Netherlands	Imres	Pharmaceutical Products And Vaccine	76,924.02
Netherlands	Santpoort Project Supplies	Electric Motors, Generators And The	74,355.08
Netherlands	Santpoort Project Supplies	Air Conditioning, Cold Chain And Re	73,355.00
Netherlands	Santpoort Project Supplies	Insulated Wire And Cable; Optical F	72,874.34
Netherlands	Kemper En Van Twist Diesel B.v.	Electric Motors, Generators And Tra	71,429.99
Netherlands	Akkermans Industrial Engineering	Linoleum	70,337.76
Netherlands	Santpoort Project Supplies	Sampling Equipment, Water Purificat	67,646.17
Netherlands	Sanquin Blood Bank Regio Northwest	Blood Products And Plasma Substitut	66,479.57
Netherlands	Santpoort Project Supplies B.v.	Toilet Tissue Stock; Miscellaneous	60,756.25
Netherlands	Sanquin Bloedbank	Blood Products And Plasma Substitut	57,896.01
Netherlands	Santpoort	Primary Cells And Primary Batteries	57,365.12
Netherlands	Devotra Bv	Motor Vehicles And Parts And Access	56,491.35
Netherlands	Tooltronics	Hand Tools	53,248.55
Netherlands	Santpoort Project Supplies	Processing Units For Edp, Other	52,952.94
Netherlands	Devotra B.v.	Electrical Equipment N.e.c.	50,875.18
Netherlands	Forbo Linoleum	Linoleum	47,915.07
Netherlands	Santpoort	Paper Of Paperboard N.e.c., For Pri	47,826.00
Netherlands	Santpoort Project Supplies	Toilet Tissue Stock; Miscellaneous	46,956.87
Netherlands	Akkermans Industrial Engineering	Hand Tools (Including Glaziers Diam	45,148.04
Netherlands	Santpoort Project Supplies B.v.	Expendables And Accessories For Use	41,888.00
Netherlands	The Medical Export Group	Articles For Medical Or Surgical Pu	39,648.91
Netherlands	Santpoort Project Supplies	Micro-computers	39,048.06
Netherlands	Devotra Bv	Construction Goods, Ceramic, Other	38,634.46
Netherlands	Santpoort Project Supplies	Trailers And Semi-trailers; Contain	38,255.73
Netherlands	Santpoort Project Supplies	Electricity Distribution Or Control	37,990.47
Netherlands	Imres Medical Supplies	Sports Or Outdoor Games, Articles A	37,839.92
Netherlands	Devotra B. V.	Metal Goods N.e.c.	37,370.33
Netherlands	Kemper En Van Twist Diesel Bv	Fuel Oils, N.e.c.	37,032.69
Netherlands	Imres Medical Supplies	Non-epi Vaccine, Other	36,000.00
Netherlands	Santpoort Project Supplies	Detergents, Perfumes And Washing Pr	35,995.17
Netherlands	Kemper En Van Twist Diesel Bv	Electric Motors, Generators And Tra	35,991.13
Netherlands	France Telecom Moblie Stalellite Communication Bv	Telephone Equipment	35,958.60
Netherlands	Santpoort Project Supplies B.v.	Stoppers, Caps, Lids And Other Meta	35,880.52
Netherlands	Sanguin Blood Bank North-west	Buildings, Prefabricated For Office	34,157.54
Netherlands	Imres Medical Supplies	Mechano-therapy Appliances, Respira	33,586.80
Netherlands	Devotra B. V.	Weighing Equipment, Micrometers, Ga	32,946.32
Netherlands	Glocall Satellite Communications Bv	Satellite Communication Systems	32,923.75
Netherlands	Santpoort Project Supplies	Telephone Equipment	32,628.24
Netherlands	Santpoort Project Supplies B.v.	Expendables For Use With Edp Equipm	32,445.75
Netherlands	Santpoort Project Supplies	Measuring, Checking And Testing App	31,058.24
Netherlands	International Procurement Agency B.v.	Audio Visual Equipment	31,011.68
Netherlands	Santpoort Project Supplies	Mortuary Supplies	30,778.78
Netherlands	Santpoort Project Supplies B.v.	Domestic Appliances Other Than Cool	30,671.07
Netherlands	Santpoort Project Supplies	Lighting Equipment, Parts Thereof	30,647.06
Netherlands	International Procurement Agency	Hand Tools (Including Glaziers Diam	30,213.69
Netherlands	Sanquin	Blood Products And Plasma Substitut	30,065.38
New Zealand	4rf Communications Ltd.	Radio Or Television Transmission Ap	1,225,560.26
New Zealand	4rf Communications Ltd	Radio Broadcast And Television Rece	1,053,706.94
New Zealand	4rf Communication Ltd.	Radio Broadcast And Television Rece	400,322.00
New Zealand	4rf Communication Ltd.	Telecommunication Equipment	337,135.20
New Zealand	Hills International Ltd.	Clothing Of Textile Materials	312,594.20
New Zealand	4rf Communications	Telecommunication Equipment	309,143.24
New Zealand	4rf Communications Ltd.	Telecommunication Equipment, Other	221,033.70
New Zealand	4rf Communication Ltd.	Electronic Measuring Equipment N.e.	182,582.60
New Zealand	4rf Communications Ltd	Telecommunication Equipment, Other	137,619.72
New Zealand	4rf Communications Ltd	Telephonic Apparatus, Other	121,982.24
New Zealand	4rf Communications	Telecommunication Equipment, Other	120,999.94
New Zealand	4rf Communications Ltd.	Radio Broadcast And Television Rece	81,385.70
New Zealand	4rf Communications Ltd	Satellite Communication Systems	79,615.84
New Zealand	4rf Communications Ltd.	Satellite Communication Systems	79,468.20
New Zealand	4rf Communications	Telephone Equipment	55,780.92
New Zealand	4rf Communications	Satellite Communication Systems	33,074.12
New Zealand	4rf Communications Ltd	Furniture, Office, Other Than Chair	31,775.00
Norway	W. Giertsen As	Prefabricated Buildings	1,464,704.17
Norway	W. Giertsen As	Prefabricated Buildings	1,386,507.94
Norway	W. Giertsen As	Domestic Metal Products	706,822.37
Norway	W. Giertsen A/S	Buildings, Prefabricated For Office	575,657.89
Norway	W. Giertsen A/S	Prefabricated Buildings	251,729.56
Norway	Rofi Industrier As	Security And Safety Equipment	99,497.58
Norway	Rofi Industrier As	Blankets And Travelling Rugs	96,251.51
Norway	W. Giertsen A/S	Camping Equipment	53,412.46
Oman	Saud Bahwan Automotive Llc	Motor Vehicle Parts And Accessories	82,344.20
Pakistan	Adamjee Diesel Engineering Pakistan	Electric Motors, Generators And The	49,973.43

**Major Equipment ordered by Agency during 2005**  
(Orders of USD 30,000 or more)

Agency/Country Procurement	Name of supplier	Description of goods (equipment)	Total Cost (USD)
<b>UN/DPD cont.</b>			
Republic of Korea	Hn Corporation	Protection Devices For Edp Equipmen	671,410.00
Republic of Korea	Caravan Int'l Co., Ltd.	Prefabricated Buildings	503,630.00
Republic of Korea	Caravan International Co. Ltd.	Camping Equipment	327,000.00
Republic of Korea	Hyundai Mobis Care Of Hanwha Corporation	Motor Vehicle Parts And Accessories	242,601.92
Republic of Korea	Hw Corporation	Air Conditioning, Cold Chain And Re	220,760.00
Republic of Korea	Hn Corporation	Air Conditioning, Cold Chain And Re	156,375.00
Republic of Korea	Hyundai Mobis C/O Hanwha Corp	Tyres, Pneumatic New, Inner Tubes,	136,584.00
Republic of Korea	Chang Am Corporation	Air Conditioning, Cold Chain And Re	112,890.00
Republic of Korea	Hyundai Mobis C/O Hanwha Corp	Motor Vehicle Parts And Accessories	110,408.73
Republic of Korea	Hn Corporation	Telecommunication Equipment	89,990.00
Republic of Korea	Hyundai Mobis Care Of Hanwha Corporation	Rubber Tyres And Tubes	72,900.00
Republic of Korea	Director Of Accounting Management Div. Mnd	Pharmaceutical Products N.e.c.	34,744.62
Republic of Korea	Hyundai Mobis	Motor Vehicle Parts And Accessories	31,387.78
Russian Federation	Vostok Aviation Company	Motor Spirit (Gasoline), Including	213,592.00
Rwanda	Caltex Exports (Rwanda)	Petroleum Oils, Light, And Other Li	2,275,000.00
Rwanda	Magasin Gulam Trading As (Mehboob)	Textile Articles Made-up, Other	33,520.00
Serbia and Montenegro	Mirjeta - Company N.n.p.	Structural Components, Prefabricate	141,844.42
Serbia and Montenegro	Install Engineering	Pipes, Iron And Steel	136,038.16
Serbia and Montenegro	Oil Trade Sh.p.k.	Lubricating Preparations	89,412.00
Serbia and Montenegro	Infotrade	Expendables For Use With Edp Equipm	85,599.52
Serbia and Montenegro	Amk Sh.p.k.	Transport Equipment, Other And Part	65,882.35
Serbia and Montenegro	Izolimi	Timber, Hard	50,500.00
Serbia and Montenegro	Dagi Commerce	Binders, Folders And File Covers	49,800.00
Serbia and Montenegro	Kujt E Sa Isp	Equipment And Accessories For Conne	46,432.89
Serbia and Montenegro	Montkomece N.m.t.i.	Pipes, Iron And Steel	44,664.41
Serbia and Montenegro	Autocolors Dpt	Paints And Varnishes (Including Ena	42,273.60
Serbia and Montenegro	Valvolub Sh.p.k.	Lubricating Preparations	41,505.62
Serbia and Montenegro	Izolimi	Plywood	41,415.14
Serbia and Montenegro	Autocolors Dpt	Transport Equipment, Other And Part	40,644.97
Serbia and Montenegro	Burak N.t.t.t.	Tyres, Pneumatic New, Inner Tubes,	38,377.72
Serbia and Montenegro	Izolimi	Mortars And Concretes, Non-refracto	36,791.31
Serbia and Montenegro	Amk Sh.p.k.	Paints And Varnishes (Including Ena	35,795.29
Serbia and Montenegro	Interpress R. Company - Kosova Sot	Books, Brochures, Leaflets And Simi	32,451.92
Serbia and Montenegro	Beko Trade	Hand Tools (Including Glaziers Diam	31,414.63
Serbia and Montenegro	Burak N.t.t.t.	Motor Vehicle Parts And Accessories	30,000.00
Serbia and Montenegro	Rroni Automarket	Motor Vehicle Parts And Accessories	30,000.00
Sierra Leone	Safecon Petroleum (Si) Ltd.	Gas Oils (Diesel Oil)	4,597,140.32
Sierra Leone	Mobil Oil Sierra Leone Ltd	Motor Spirit (Gasoline), Including	3,500,000.00
Sierra Leone	Safecon Petroleum (Si) Ltd.	Lubricating Preparations	55,000.00
Sierra Leone	Sierra Leone National Petroleum Ltd	Petroleum Gases And Other Gaseous H	40,000.00
Sierra Leone	J.b.m.store	Wood, Timber	36,875.00
Sierra Leone	Discount Power Enterprises	Detergents, Perfumes And Washing Pr	32,275.00
Sierra Leone	Weagba Enterprises	Linoleum	31,893.04
Sierra Leone	J.b.m.store	Iron And Steel, Basic	30,000.00
Singapore	Envipure Pte Ltd	Containers Of Iron, Steel Or Alumin	347,175.00
Singapore	Smiths Detection (Asia Pacific) Pte Ltd	Security Equipment, Special Purpose	160,280.00
Singapore	Vision 8 Pte Ltd	Printing And Plotting Devices For E	94,229.12
Singapore	Khatibeng Establishment	Metal Goods N.e.c.	78,191.00
Singapore	Hills International (Singapore) Pte	Clothing Of Textile Materials	59,564.80
Singapore	Khatibeng Establishment	General Purpose Machinery, Parts An	48,985.00
Singapore	Vision 8 Pte Ltd	Transmitting And Communicating Equi	47,716.00
Singapore	Vision 8 Pte Ltd	Audio Visual Equipment, Parts And A	46,010.30
Singapore	Vision 8 Pte Ltd	Radio Broadcast And Television Rece	44,033.00
Singapore	Envipure Pte. Ltd.	Machinery, Special Purpose, Other	42,330.00
Singapore	Vision 8 Pte Ltd	Equipment And Accessories For Conne	38,297.62
Singapore	Khatibeng Establishment	Tubes, Pipes And Hoses, And Fitting	35,446.31
Singapore	Vision 8 Pte Ltd	Telephone Equipment	30,000.00
South Africa	Air Traffic & Navigation Services Company Ltd	Lighting Equipment	1,394,021.00
South Africa	Bae Systems - Land Systems South	Motor Vehicles And Parts And Access	899,683.28
South Africa	Cochrane Steel Products (Pty) Ltd	Stoppers, Caps, Lids And Other Meta	589,711.47
South Africa	Cochrane Steel Products (Pty) Ltd	Binders, Folders And File Covers	321,085.50
South Africa	Cochrane Steel Products (Pty) Ltd	Stoppers, Caps, Lids And Other Meta	287,618.55
South Africa	Cochrane Steel Products (Pty) Ltd	Metal Goods N.e.c.	265,082.35
South Africa	Uni-group Holdings (Pty) Ltd	Pumps, Compressors, Valves, Etc., P	183,606.70
South Africa	Ebis Pty Ltd	Equipment And Accessories For Conne	162,848.76
South Africa	Alcom Matomo (Pty) Ltd.	Radio Broadcast And Television Rece	142,378.00
South Africa	Townsend International (Pty) Ltd	Construction Materials Of Plastic;	141,185.72
South Africa	Alvis Omc	Motor Vehicles And Parts And Access	135,824.10
South Africa	Protea Electronics (Pty) Ltd	Radio Broadcast And Television Rece	106,950.33
South Africa	Jansons Trading C.c.	Expendables For Use With Edp Equipm	92,875.00
South Africa	Excele System (Pty) Ltd	Lighting Equipment	80,731.25
South Africa	Dimension Data	Telecommunication Equipment, Parts	74,681.60
South Africa	Townsend International (Pty) Ltd	Insulated Wire And Cable; Optical F	72,562.24
South Africa	African Commodity Traders	Structures, Other, And Sections Of	65,995.00
South Africa	Cochrane Steel Products (Pty) Ltd.	Iron And Steel, Basic	65,100.00
South Africa	Cabcon Technologies (Pty) Ltd	Insulated Wire And Cable; Optical F	65,032.84
South Africa	Alvis Omc	Motor Vehicle Parts And Accessories	64,456.69
South Africa	Bae Systems -land Systems Ltd	Motor Vehicle Parts And Accessories	55,908.22
South Africa	Townsend International (Pty) Ltd	Electricity Distribution Or Control	55,485.59
South Africa	African Commodity Traders	Pipes, Iron And Steel	49,734.25
South Africa	African Commodity Traders	Electrical Equipment N.e.c.	49,200.00
South Africa	Townsend International (Pty) Ltd	Machinery, Special Purpose, Other	48,576.55
South Africa	J. B. Stamp Pty Ltd	Soldering, Brazing Or Welding Machi	43,175.00
South Africa	Townsend International (Pty) Ltd	Telephone Equipment	42,945.22
South Africa	Uni-group Holdings (Pty) Ltd	Sports Or Outdoor Games, Articles A	42,327.19
South Africa	African Commodity Traders	Lifting, Handling, Loading Or Unloa	41,971.00
South Africa	Alvis South Africa Omc (Pty) Ltd	Motor Vehicle Parts And Accessories	40,293.06
South Africa	Greenco (S. Africa) Pty Ltd	Electricity Distribution Or Control	39,512.36
South Africa	Medgut (Pty) Ltd	Articles For Medical Or Surgical Pu	37,470.94
South Africa	Townsend International (Pty) Ltd	Hand Tools	36,024.41
South Africa	Townsend International (Pty) Ltd	Transformers, Electrical	34,975.60
South Africa	Alvis South Africa (Pty) Ltd	Transport Equipment, Other And Part	31,344.09
Spain	Redondo Y Garcia, S.a	Motor Vehicles And Parts And Access	610,593.82
Spain	Redondo Y Garcia; S.a.	Motor Vehicles And Parts And Access	183,902.06
Spain	Redondo Y Garcia; S.a	Motor Vehicle Parts And Accessories	75,091.85
Spain	Redondo Y Garcia S.a.	Hand Tools (Including Glaziers Diam	41,038.68
Spain	Redondo Y Garcia S.a.	Motor Vehicle Parts And Accessories	37,096.75
Spain	Redondo Y Garcia; S.a	Hand Tools (Including Glaziers Diam	33,594.15

**Major Equipment ordered by Agency during 2005**  
(Orders of USD 30,000 or more)

Agency/Country Procurement	Name of supplier	Description of goods (equipment)	Total Cost (USD)
<b>UN/DPD cont.</b>			
Sudan	Petronas Marketing Sudan Ltd	Motor Spirit (Gasoline), Including	1,505,555.90
Sudan	First Engineering Brigade	Pebbles, Gravel, Broken Or Crushed	980,000.00
Sudan	M & H Logistic Development	Pebbles, Gravel, Broken Or Crushed	690,000.00
Sudan	Tomak & Target (Jv)	Pipes And Other Accessories, For Us	577,450.00
Sudan	Envipure Pte Ltd	Construction Materials Of Plastic;	341,320.00
Sudan	Abdel Rahim Hussain Transport & Eng. Services	Pebbles, Gravel, Broken Or Crushed	220,000.00
Sudan	Giad Elsewedy Co	Insulated Wire And Cable; Optical F	182,970.00
Sudan	Abu Al Fadil Furniture & Decor	Furniture, Office, Other Than Chair	177,814.94
Sudan	Sudan Pile & Arif Engineering.	Pile-drivers And Pile-extractors; M	169,214.50
Sudan	Higleig Petroleum Services & Investment Co. Ltd.	Pebbles, Gravel, Broken Or Crushed	168,750.00
Sudan	'Tola' Trading & Services Co.	Electricity Distribution Or Control	147,007.06
Sudan	Tola Trading & Services Co.	Pipes, Iron And Steel	135,800.00
Sudan	Mam For Roads & Bridges Co. Ltd.	Pebbles, Gravel, Broken Or Crushed	111,100.00
Sudan	Zaman Trading Enterprises	Stationery Articles N.e.c.	104,397.90
Sudan	Rodan Investments Limited	Cements	99,900.00
Sudan	Dalbit Petroleum Ltd.	Motor Spirit (Gasoline), Including	79,589.45
Sudan	Rodan Investments Limited	Bricks, Blocks, Tiles Etc. And Cera	74,960.12
Sudan	Wad Azrag Investment & Construction Co	Polymers Of Ethylene, In Primary Fo	74,364.00
Sudan	Shibarkal Engineering	Ironmongry	72,498.93
Sudan	Shiekh Aldien Brothers	Lamps, Electric Filament Or Dischar	60,446.00
Sudan	Intouch Communications	Equipment And Accessories For Conne	60,000.00
Sudan	Acommase Safety Equipment	Safety Equipment	58,803.93
Sudan	Shiekh Aldien Brothers	Electricity Distribution Or Control	56,776.00
Sudan	Al Mashriq Furniture	Furniture, Office, Other Than Chair	52,238.00
Sudan	Victor Stores Co. Ltd.	Bars And Rods Of Iron Or Steel, Hot	50,019.21
Sudan	Widaa Brothers	Insulated Wire And Cable; Optical F	48,655.20
Sudan	Soba Mineral Water & Refreshments Co. Ltd.	Air Conditioning, Cold Chain And Re	46,800.00
Sudan	Solo Class (2)	Furniture, Office, Other Than Chair	45,445.11
Sudan	Al Safina Works	Tubes, Pipes And Hoses, And Fitting	44,564.89
Sudan	Ibrahim Brothers	Metal Goods N.e.c.	43,200.00
Sudan	The Joint Military Commission (Jmc)	Pebbles, Gravel, Broken Or Crushed	43,000.02
Sudan	Shiekh Aldien Brothers	Insulators, Electrical	39,100.00
Sudan	Abdelwahab Abdelrahman Mudasir	Pumps, Compressors, Valves, Etc., P	38,469.52
Sudan	Diesel Generators Co Ltd	Electric Motors, Generators And The	36,952.00
Sudan	Amal Joseph Laku	Bricks, Blocks, Tiles Etc. And Cera	35,000.00
Sudan	Al Sheglawy Engineering	Lifting And Handling Equipment, Par	32,640.00
Sudan	Shibarkal Engineering	Timber, Soft	32,168.46
Sudan	Tiga Plastic Factory	Construction Materials Of Plastic;	31,824.00
Sudan	Widaa Brothers	Lamps, Electric Filament Or Dischar	30,982.03
Sudan	Hafez Ahmed Hafez Elbarbary	Angles, Shapes And Sections, Of Iro	30,978.93
Sudan	Rodan Investment Co. Ltd	Pebbles, Gravel, Broken Or Crushed	30,000.00
Sweden	Ericsson Enterprise Ab	Telecommunication Equipment	2,745,059.46
Sweden	Ericsson Enterprise Solutions	Telecommunication Equipment	2,006,070.28
Sweden	Biab International	Trailers And Semi-trailers; Contain	585,596.00
Sweden	Cisco Systems Inc	Transmitting And Communicating Equi	494,299.70
Sweden	Biab International Ab	Photocopying Apparatus	137,509.70
Sweden	Biab International	Furniture, Medical, Surgical Or Vet	100,410.00
Sweden	Biab International Ab	Bars And Rods Of Iron Or Steel, Hot	96,852.00
Sweden	Biab International Ab	Cleaning Machinery	92,645.00
Sweden	Ericsson Enterprise Ab	Telephonic Apparatus, Other	66,343.10
Sweden	Biab International Ab	Security And Safety Equipment	63,698.98
Sweden	Biab International	Angles, Shapes And Sections, Of Iro	57,134.00
Sweden	Moeller Electric Ab	Insulated Wire And Cable; Optical F	52,466.72
Sweden	Biab International	Safety Clothing And Headgear; Other	45,445.00
Sweden	Nose Wheel Services	Software Application Packages	41,370.44
Sweden	Biab International	Containers Of Iron, Steel Or Alumin	40,711.68
Sweden	Biab International Ab	Air Conditioning, Cold Chain And Re	40,075.00
Sweden	Biab International Ab	Telephonic Apparatus, Other	38,030.91
Switzerland	Caterpillar S.a.r.l.	Motor Vehicles And Parts And Access	4,652,447.70
Switzerland	Crypto Ag	Telecommunication Equipment	229,637.56
Switzerland	World Health Organization	Vaccines And Sera (Immunologicals)	126,315.28
Switzerland	Farma Mondo Sa	Articles For Medical Or Surgical Pu	114,402.84
Switzerland	F. Hoffmann-laroche Ltd.	Articles For Medical Or Surgical Pu	63,922.52
Switzerland	Huber+Suhner Ag	Insulated Wire And Cable; Optical F	49,936.60
Switzerland	Crypto Ag	Telephone Equipment	39,166.67
Switzerland	F. Hoffmann - La Roche Ag	Articles For Medical Or Surgical Pu	36,585.96
Syrian Arab Republic	Alrashed Commercial Company	Vegetables, Preserved, Other	357,229.56
Syrian Arab Republic	Sadcoop (Mahroukat)	Gas Oils (Diesel Oil)	325,540.00
Syrian Arab Republic	Sadcoop (Mahroukat)	Kerosene	282,930.00
Syrian Arab Republic	Boukein Water Filling Factory	Waters, Not Sweetened	119,010.25
Syrian Arab Republic	Eid Kafo Co.	Structures, Other, And Sections Of	67,069.61
Syrian Arab Republic	Syroliban International S.a.l.	Tyres, Pneumatic, Retreaded, Of Rub	53,290.00
Syrian Arab Republic	R & E Homs	Electric Motors, Generators And Tra	49,001.41
Syrian Arab Republic	Alwalid Alimentary Company	Milk, Processed, In Liquid Form	47,071.43
Syrian Arab Republic	Karam Store	Medical, Surgical Or Dental Instrum	41,779.68
Syrian Arab Republic	Eid Kafo Company	Structures, Other, And Sections Of	41,533.59
Syrian Arab Republic	Techotel-awar Company	Industrial Catering Equipment	38,619.82
Syrian Arab Republic	Khawam Brothers Co.(khawam Bros.)	Photocopying Apparatus	38,090.00
Syrian Arab Republic	Techotel-awar Company	Tableware, Kitchenware, Other House	34,634.15
Syrian Arab Republic	Omran Institute	Cements	33,181.33
TFYR of Macedonia	Bis Oil Team D.o.o.	Fuel Oils, N.e.c.	6,484,936.77
TFYR of Macedonia	Yunig Ltd.	Radio Or Television Transmission Ap	33,635.19
Thailand	A.I.T. Inter Corporation Co.ltd	Telecommunication Equipment	62,932.75
Timor-Leste	Pertamina	Electric Motors, Generators And The	1,732,663.48
Timor-Leste	Pertamina	Motor Spirit (Gasoline), Including	979,283.05
Timor-Leste	Ess Support Services Worldwide	Water	119,099.48
Turkey	Tepe Construction Industry Inc.	Buildings, Prefabricated For Office	196,592.00
Turkey	Tepe Construction Industry Inc.	Prefabricated Buildings	168,183.20
Turkey	Tepe Construction Industries Inc.	Domestic Metal Products	142,976.00
Turkey	Tepe Prefabricated Building	Prefabricated Buildings	142,976.00
Turkey	Tecimer Limited	Furniture, Workshop, Shop Etc.	112,700.00
Turkey	Tecimer Limited	Agricultural Machinery For Harvesti	62,133.50
Turkey	Seta Ins. Pet. Ve Pet. Urun. Nak.	Telecommunication Equipment	59,495.00
Turkey	Prekons	Buildings, Prefabricated For Office	53,996.00
Turkey	Seta	Insulated Wire And Cable; Optical F	48,690.00
Turkey	Tecimer Export & Import	Wood For Joinery And Carpentry, Oth	47,080.00
Turkey	Tepe Insaat Sanayi A.s. (Tepe Prefabricated Buidi	Buildings, Prefabricated For Office	42,888.00
Turkey	Tepe Construction Industry Inc	Filtering And Purifying Equipment	42,045.80
Turkey	Tecimer Export & Import	Pipes, Iron And Steel	36,966.00
Turkey	Serifoglu Muhendislik Ltd	Air Conditioning, Cold Chain And Re	33,075.00

**Major Equipment ordered by Agency during 2005**  
(Orders of USD 30,000 or more)

Agency/Country Procurement	Name of supplier	Description of goods (equipment)	Total Cost (USD)
<b>UN/DPD cont.</b>			
Uganda	Gapco Uganda Limited	Gas Oils (Diesel Oil)	1,700,000.00
Uganda	Shell Uganda Limited	Gas Oils (Diesel Oil)	527,440.00
Uganda	Shell Uganda Limited	Petroleum Oils, Light, And Other Li	364,615.00
Uganda	Hima Cement Ltd	Cements	282,693.00
Uganda	Gapco Uganda Limited	Petroleum Oils, Light, And Other Li	270,000.00
Uganda	Gapco Uganda Limited	Lubricating Preparations	180,000.00
Uganda	Sadolin Paints (U) Ltd	Brushes	100,042.13
Uganda	Nile Plywood Uganda Ltd.	Construction Goods, Ceramic, Other	85,775.00
Uganda	Nile Plywood Uganda Ltd.	Plywood	85,775.00
Uganda	Tororo Cement	Cements	74,250.00
Uganda	Berger Paints Uganda Ltd	Paints And Varnishes (Including Ena	66,144.50
Uganda	Poly Fibre (U) Limited	Containers Of Iron, Steel Or Alumin	65,625.00
Uganda	Xerodoc Uganda Limited	Paper Of Paperboard N.e.c., For Pri	56,950.01
Uganda	The Building Center (U) Ltd	Pipes And Other Accessories, For Us	55,477.46
Uganda	Doshi Hardware (Uganda) Ltd	Wood, Timber	50,740.00
Uganda	Doshi Hardware (Uganda) Ltd	Construction Goods, Ceramic, Other	48,000.00
Uganda	Eastern Builders & Engineering Ltd Ebe	Machinery For Sorting, Screening, S	35,625.00
Uganda	Nile Plywood Uganda Ltd.	Pallets, Box Pallets And Other Load	33,428.57
Uganda	Sadolin Paints (U) Ltd	Metal Goods N.e.c.	32,251.50
United Arab Emirates	Pcp International	Electric Motors, Generators And The	1,018,483.04
United Arab Emirates	Pcp International Limited	Electric Motors, Generators And The	443,517.69
United Arab Emirates	Pcp International Limited	Stoppers, Caps, Lids And Other Meta	317,065.20
United Arab Emirates	Truebell Marketing & Trading	Domestic Metal Products	295,240.00
United Arab Emirates	Enoc International Sales L.I.c.	Motor Spirit (Gasoline), Including	293,355.00
United Arab Emirates	Ebasco Trading Corporation	Satellite Communication Systems	218,179.19
United Arab Emirates	Hashel General Trading L.I.c.	Insulated Wire And Cable; Optical F	198,740.00
United Arab Emirates	Hashel General Trading L.I.c.	Electricity Distribution Or Control	190,650.00
United Arab Emirates	Ebasco Trading Corporation	Construction Materials Of Plastic;	183,452.20
United Arab Emirates	Truebell Marketing & Trading L.I.c.	Null	180,104.58
United Arab Emirates	Jerry Varghese Trading L.I.c.	Domestic Appliances Other Than Cool	155,914.00
United Arab Emirates	Andrew Middle East	Satellite Communication Systems	155,055.30
United Arab Emirates	Ebasco Trading Corporation	Furniture, Workshop, Shop Etc.	154,260.54
United Arab Emirates	International Supply House	Paints And Varnishes (Including Ena	136,272.75
United Arab Emirates	Western Seas Freight	Motor Spirit (Gasoline), Including	127,200.00
United Arab Emirates	Truebell Marketing & Trading Llc	Lamps, Electric Filament Or Dischar	121,586.55
United Arab Emirates	Jacky's Gulf Fze	Domestic Metal Products	117,761.49
United Arab Emirates	Jacky's Gulf Fze	Electricity Distribution Or Control	114,225.27
United Arab Emirates	Truebell Marketing & Trading	Office Machines, Other	111,670.00
United Arab Emirates	Hashel General Trading L.I.c.	Stoppers, Caps, Lids And Other Meta	108,120.00
United Arab Emirates	Truebell Marketing & Trading Llc	Electricity Distribution Or Control	98,054.97
United Arab Emirates	Truebell Marketing & Trading L.I.c.	Electronic Measuring Equipment N.e.	95,144.00
United Arab Emirates	Truebell Marketing & Trading Llc	Stoppers, Caps, Lids And Other Meta	93,837.00
United Arab Emirates	The Mgt Group	Printing And Plotting Devices For E	87,002.75
United Arab Emirates	Al Azhar Trading Co. (L.I.c.	Protection Devices For Edp Equipmen	86,596.00
United Arab Emirates	Truebell Marketing & Trading L.I.c.	Optical Instruments	85,761.00
United Arab Emirates	Sky Gulf Trading	Telecommunication Equipment	85,708.70
United Arab Emirates	Transglobal International	Mechano-therapy Appliances, Respira	85,200.00
United Arab Emirates	The Mgt Group	Micro-computers	83,800.00
United Arab Emirates	Ebasco Trading Corporation	Equipment And Accessories For Conne	83,157.85
United Arab Emirates	Sky Gulf Trading	Furniture, Office, Other Than Chair	80,973.73
United Arab Emirates	Zarnash General Trading L.I.c.	Timber, Hard	80,555.00
United Arab Emirates	Al Azhar Trading Co. (L.I.c.	Domestic Metal Products	78,645.50
United Arab Emirates	Truebell Marketing & Trading	Electricity Distribution Or Control	73,113.00
United Arab Emirates	Yamulky Trading L.I.c.	Radio Or Television Transmission Ap	72,000.00
United Arab Emirates	Century International Trading.llc.	Furniture, Office, Other Than Chair	70,890.00
United Arab Emirates	Jacky's Gulf Fze	Recording And Reproducing Apparatus	68,500.00
United Arab Emirates	The Mgt Group	Pumps, Compressors, Valves, Etc., P	68,119.75
United Arab Emirates	The Mgt Group	Optical Input/Output Units, Such As	66,807.50
United Arab Emirates	Ebasco Trading Corporation	Buildings, Prefabricated For Office	66,647.65
United Arab Emirates	Pcp International Ltd	Electric Motors, Generators And The	66,254.50
United Arab Emirates	Truebell Marketing & Trading	Furniture, Other, N.e.c.	62,887.50
United Arab Emirates	Truebell Marketing & Trading L.I.c.	Carpets And Other Textile Floor Cov	62,806.00
United Arab Emirates	Truebell Marketing & Trading	Safety Clothing And Headgear; Other	62,255.25
United Arab Emirates	Truebell Marketing & Trading L.I.c.	Ironmongry	62,125.50
United Arab Emirates	Truebell Marketing And Trader Llc	Stoppers, Caps, Lids And Other Meta	61,597.51
United Arab Emirates	Yamulky Trading L.I.c.	Stoppers, Caps, Lids And Other Meta	59,625.00
United Arab Emirates	Jerry Varghese Trading L.I.c.	Domestic Cooking And Heating Equipm	59,192.00
United Arab Emirates	Transglobal International	Expendables And Accessories For Use	55,670.00
United Arab Emirates	Truebell Marketing & Trading L.I.c.	Stationery Articles N.e.c.	54,437.60
United Arab Emirates	Truebell Marketing & Trading	Micro-computers	53,908.00
United Arab Emirates	Ebasco Trading Corporation	Measuring, Checking And Testing App	53,422.05
United Arab Emirates	Jacky's Gulf Fze	Furniture, Office, Other Than Chair	53,179.50
United Arab Emirates	Jacky's Gulf Fze	Hand Tools	50,055.80
United Arab Emirates	Ebasco Trading Corporation	Protection Devices For Edp Equipmen	49,920.84
United Arab Emirates	Jacky's Gulf Fze	Safety Clothing And Headgear; Other	49,848.01
United Arab Emirates	Truebell Marketing & Trading L.I.c.	Expendables For Use With Edp Equipm	49,841.74
United Arab Emirates	Jacky's Gulf Fze	Photographic And Cinematographic Eq	48,743.00
United Arab Emirates	Pcp International Limited	Electric Motors, Generators And Tra	48,322.75
United Arab Emirates	Jacky's Gulf Fze	Furniture, Other, N.e.c.	48,036.50
United Arab Emirates	Truebell Marketing & Trading	Diodes, Transistors And Similar Sem	48,005.00
United Arab Emirates	Ebasco Trading Corporation	Telecommunication Equipment, Other	46,847.59
United Arab Emirates	Pcp International (Me) Ltd.	Pumps, Other Than Water Pumps; Air	46,752.00
United Arab Emirates	The Mgt Group	Lighting Equipment	46,000.00
United Arab Emirates	Truebell Marketing & Trading L.I.c.	Sanitaryware And Plumbing Fixtures,	45,508.65
United Arab Emirates	Truebell Marketing & Trading Llc	Angles, Shapes And Sections, Of Iro	44,973.00
United Arab Emirates	Ebasco Trading Corporation	Detergents, Perfumes And Washing Pr	44,923.62
United Arab Emirates	Truebell Marketing & Trading	Plastic Articles N.e.c.	43,882.00
United Arab Emirates	The Mgt Group	Sports Or Outdoor Games, Articles A	43,732.75
United Arab Emirates	Truebell Marketing & Trading L.I.c.	Weighing Equipment, Micrometers, Ga	43,732.50
United Arab Emirates	Hashel General Trading L.I.c.	Tapes And Other Unrecorded Media Fo	42,766.50
United Arab Emirates	Truebell Marketing & Trading L.I.c.	Gymnasium Or Athletics Articles And	42,002.00
United Arab Emirates	Umost Electronics Trading L.I.c	Measuring, Checking And Testing App	41,242.00
United Arab Emirates	Ebasco Trading Corporation	Safety Equipment	40,433.40
United Arab Emirates	Yamulky Trading L.I.c.	Motor Vehicle Parts And Accessories	40,350.00
United Arab Emirates	Sky Gulf Trading	Micro-computers	39,984.38
United Arab Emirates	Truebell Marketing And Trader Llc	Machine Tools For Woodworking	39,691.75
United Arab Emirates	Ebasco Trading Corporation	Boring, Grinding, Cutting, Pressing	38,095.85
United Arab Emirates	Truebell Marketing & Trading L.I.c	Disinfectants	37,470.00
United Arab Emirates	Truebell Marketing & Trading	Expendables And Accessories For Use	37,089.44
United Arab Emirates	Truebell Marketing & Trading L.I.c	Equipment And Accessories For Conne	35,960.00
United Arab Emirates	Jerry Varghese Trading L.I.c	Textile Working Machinery	34,672.00
United Arab Emirates	Truebell Marketing And Trader Llc	Engines And Motors, Hydraulic And P	34,295.00
United Arab Emirates	Ebasco Trading Corporation	Electricity Distribution Or Control	33,659.00
United Arab Emirates	Jerry Varghese Trading L.I.c	Air Conditioning, Cold Chain And Re	33,395.00
United Arab Emirates	Truebell Marketing & Trading L.I.c.	Air Conditioning, Cold Chain And Re	32,936.25

**Major Equipment ordered by Agency during 2005**  
(Orders of USD 30,000 or more)

Agency/Country Procurement	Name of supplier	Description of goods (equipment)	Total Cost (USD)
<b>UN/DPD cont.</b>			
United Arab Emirates	Truebell Marketing & Trading L.I.c.	Tyres, Pneumatic New, Inner Tubes,	32,805.00
United Arab Emirates	Pcp International	Stoppers, Caps, Lids And Other Meta	32,765.00
United Arab Emirates	Sky Gulf Trading	Testing Equipment N.e.c.	32,639.28
United Arab Emirates	Mgt Group	Clothing Of Textile Materials	32,500.00
United Arab Emirates	Truebell Marketing & Trading	General Purpose Machinery, Parts An	32,368.40
United Arab Emirates	Modern Stationery	Containers, Paper And Paperboard	31,740.00
United Arab Emirates	Peeraj General Trading Co.	Optical Instruments	31,164.54
United Arab Emirates	The Mgt Group	Testing Equipment N.e.c.	30,834.50
United Arab Emirates	Truebell Marketing & Trading Llc	Printing And Plotting Devices For E	30,585.00
United Arab Emirates	Transglobal International	Expendables For Use With Edg Equipm	30,430.00
United Arab Emirates	Truebell Marketing & Trading L.I.c	Detergents, Perfumes And Washing Pr	30,366.00
United Arab Emirates	Truebell Marketing & Trading	Motor Vehicle Parts And Accessories	30,116.00
United Arab Emirates	Truebell Marketing & Trading Llc	Motor Vehicle Parts And Accessories	30,000.00
United Kingdom	Barrett Europe Limited	Telecommunication Equipment, Other	6,220,210.48
United Kingdom	Jankel Armoung Ltd.	Motor Vehicles And Parts And Access	2,449,986.84
United Kingdom	Barret Europe Limited	Radio Broadcast And Television Rece	1,949,929.40
United Kingdom	Vt Merlin Communications Limited	Telecommunication Equipment	1,792,855.06
United Kingdom	Barrett Europe Limited	Telecommunication Equipment	1,733,406.42
United Kingdom	Allen-vanguard Limited	Telecommunication Equipment	1,682,670.75
United Kingdom	Armor Products International Ltd	Crowd Control Equipment	921,606.27
United Kingdom	Armor Products International	Crowd Control Equipment	802,690.60
United Kingdom	Cobham Fluid Systems Ltd.	Trailers And Semi-trailers; Contain	774,410.00
United Kingdom	Mabey & Johnson Ltd.	Bridges, Bridge Sections, Towers An	765,938.23
United Kingdom	Hesco Bastion Ltd	Wood For Joinery And Carpentry, Oth	745,666.90
United Kingdom	Flight Refuelling Ltd	Radio Broadcast And Television Rece	720,829.12
United Kingdom	Metalite Aviation Lighting	Electrical Equipment, Parts And Acc	691,945.00
United Kingdom	Hesco Bastion Ltd.	Security Equipment And Supplies N.e	652,541.43
United Kingdom	Flight Refuelling Ltd	Motor Spirit (Gasoline), Including	644,647.63
United Kingdom	Hesco Bastion Limited	Structures, Other, And Sections Of	554,981.30
United Kingdom	Barret Europe Ltd	Telecommunication Equipment	503,764.12
United Kingdom	Barrett Europe Limited	Aerials And Antennae	422,204.90
United Kingdom	Cw Headress	Clothing Of Textile Materials	384,667.38
United Kingdom	Aircraft Maintenance Support	Motor Vehicles And Parts And Access	375,294.97
United Kingdom	Barret Europe Ltd	Telecommunication Equipment, Other	364,558.16
United Kingdom	Flight Refuelling Limited	Primary Cells And Primary Batteries	353,797.08
United Kingdom	Vaughans Of Leicester Limited	Containers Of Iron, Steel Or Alumin	345,264.60
United Kingdom	Hesco Bastion Ltd	Blending, Dispersing, Homogenizing	340,573.33
United Kingdom	Hesco Bastion Ltd	Stoppers, Caps, Lids And Other Meta	332,318.31
United Kingdom	Conport Structures Ltd	Buildings, Prefabricated For Office	327,959.00
United Kingdom	Barrett Europe Limited	Radio Broadcast And Television Rece	324,862.44
United Kingdom	Barrett Europe Limited	Electronic Components	308,948.09
United Kingdom	Barham Global Ltd	Electricity Distribution Or Control	302,097.33
United Kingdom	Metalite Aviation Lighting	Lighting Equipment	301,900.00
United Kingdom	Firmin & Sons Plc	Clothing Of Textile Materials	283,493.71
United Kingdom	Winchester Procurement Limited	Machinery And Equipment For The Pha	269,534.78
United Kingdom	Armor Products Int'l Ltd.	Crowd Control Equipment	248,998.00
United Kingdom	Armor Products International Ltd.	Crowd Control Equipment	210,349.76
United Kingdom	Drs Data & Research Services Plc	Stationery Articles N.e.c.	190,716.38
United Kingdom	Armor Products International	Security And Safety Equipment	188,265.15
United Kingdom	Armour Products International Ltd	Safety Clothing And Headgear; Other	186,384.00
United Kingdom	Hesco Bastion Limited	Stoppers, Caps, Lids And Other Meta	182,878.65
United Kingdom	Brandcontact (Uk) Ltd.	Hand Tools (Including Glaziers Diam	179,112.59
United Kingdom	Sds Group Limited	Security And Safety Equipment	179,007.63
United Kingdom	Paraby Ltd	Telephonic Apparatus, Other	177,343.75
United Kingdom	Har Gobind Investments Ltd	Satellite Communication Systems	174,340.00
United Kingdom	Sheargold Limited	Pipes And Other Accessories, For Us	171,312.00
United Kingdom	Leicester Ltd	Parquet Panels And Other Flooring,	170,458.02
United Kingdom	Cw Headress	Hats And Headgear	168,315.00
United Kingdom	Richardson Supply Company Limited	Computer Display Terminals	166,863.16
United Kingdom	Armour Products International Ltd	Crowd Control Equipment	166,745.97
United Kingdom	Drafix Services Limited	Telecommunication Equipment, Other	158,625.36
United Kingdom	Air British Petroleum Limited	Motor Spirit (Gasoline), Including	153,000.00
United Kingdom	Lantrade Global Supplies Ltd.	Stationery Articles N.e.c.	152,507.09
United Kingdom	Hesco Bastion Limited	Sacks And Bags, Of Plastic Material	151,597.11
United Kingdom	Vt Communications	Audio Visual Equipment N.e.c., Part	151,273.18
United Kingdom	Nord Sud T&T	Telephone Equipment	147,266.62
United Kingdom	Floatedne Power Products Limited	Lighting Equipment	146,895.80
United Kingdom	Barrett Europe Limited	Bridges, Bridge Sections, Towers An	146,497.04
United Kingdom	Hesco Bastion Limited	Security And Safety Equipment	142,419.85
United Kingdom	Sheargold Ltd	Satellite Communication Systems	138,675.00
United Kingdom	Armor Products International Ltd	Security And Safety Equipment	138,540.00
United Kingdom	Hesco Bastion	Stoppers, Caps, Lids And Other Meta	138,302.65
United Kingdom	Barham Global Ltd	Paints And Varnishes (Including Ena	133,233.67
United Kingdom	Sheargold Ltd	Measuring, Checking And Testing App	128,790.00
United Kingdom	Atco Structures Inc.	Domestic Metal Products	125,076.00
United Kingdom	Global Construction Plant & Equipment Ltd	Boring, Grinding, Cutting, Pressing	118,742.99
United Kingdom	Metalline International Ltd	Lighting Equipment	118,244.76
United Kingdom	Comtech Ef Data	Telecommunication Equipment, Parts	117,585.00
United Kingdom	Kopax Uk Ltd	Furniture, Kitchen	114,589.83
United Kingdom	Sematron Uk Ltd	Satellite Communication Systems	114,118.00
United Kingdom	Richardson Supply Co.ltd.	Satellite Communication Systems	109,586.40
United Kingdom	Eusys (European Systems & Support); Uk	Satellite Communication Systems	109,239.17
United Kingdom	Domino Telecom Solutions Ltd	Telephone Equipment	108,631.00
United Kingdom	Barrett Europe Limited	Ironmongry	106,525.78
United Kingdom	Mediworld Limited	Insulated Wire And Cable; Optical F	104,818.00
United Kingdom	Chase Equipment Ltd	Commercial Ships And Warships	101,916.10
United Kingdom	Brandcontact (Uk) Ltd.	Weighing Equipment, Micrometers, Ga	95,735.50
United Kingdom	Bridport Aviation	Safety Equipment	91,679.95
United Kingdom	Team Overseas Services Ltd	Footwear, Safety	90,370.47
United Kingdom	Hughes Network Systems Ltd. (Europe	Telecommunication Equipment	90,000.00
United Kingdom	Nte Ltd.	Audio Visual Equipment N.e.c., Part	86,779.11
United Kingdom	Barham Global Ltd	Stoppers, Caps, Lids And Other Meta	86,295.35
United Kingdom	Hesco Bastion Ltd	Trailers And Semi-trailers; Contain	85,971.76
United Kingdom	Paraby Ltd.	Telephonic Apparatus, Other	85,846.20
United Kingdom	Fpt Industries Limited	Pumps, Compressors, Valves, Etc., P	85,686.73
United Kingdom	Metalite Aviation Vm00029	Safety Equipment	80,389.92
United Kingdom	Armor Products International Ltd.	Footwear, Safety	80,308.00
United Kingdom	South Midlands Communications Ltd.	Aerials And Antennae	79,448.40
United Kingdom	Floatedne Power Products Limited	Insulated Wire And Cable; Optical F	77,678.90
United Kingdom	Aircraft Maintenance Support Services Ltd	Motor Vehicle Parts And Accessories	77,533.00
United Kingdom	Barrett Europe Limited	Metal Goods N.e.c.	73,755.47
United Kingdom	Winchester Procurement Limited	Office Machines, Other	73,148.85
United Kingdom	Apw Electronics Ltd	Telecommunication Equipment, Other	73,045.30
United Kingdom	Barret Europe Limited	Satellite Communication Systems	72,826.22
United Kingdom	Sheargold Limited	Coal Or Rock Cutters And Tunnelling	72,615.00

**Major Equipment ordered by Agency during 2005**  
(Orders of USD 30,000 or more)

Agency/Country Procurement	Name of supplier	Description of goods (equipment)	Total Cost (USD)
<b>UN/DPD cont.</b>			
United Kingdom	Eastern Petroleum Supplies	Pumps, Compressors, Valves, Etc., P	72,084.49
United Kingdom	Rola-trac Limited	Floor Coverings Of Plastics	69,598.58
United Kingdom	Stodec Trading Ltd	Furniture, Workshop, Shop Etc.	69,290.00
United Kingdom	Team Overseas Services Ltd	Electric Motors, Generators And Tra	68,462.75
United Kingdom	Farmco International	Electric Motors, Generators And Tra	66,862.49
United Kingdom	Richardson Supply Company Ltd	Computer Display Terminals	65,291.22
United Kingdom	Nrg International Ltd	Electric Motors, Generators And The	65,000.00
United Kingdom	World Fuel Services Europe Ltd	Motor Spirit (Gasoline), Including	65,000.00
United Kingdom	Rainbo Supplies & Services	Pumps, Compressors, Valves, Etc., P	64,468.40
United Kingdom	Drafix Services Ltd	Furniture, Other, N.e.c.	64,130.10
United Kingdom	Floaidene International Limited	Electricity Distribution Or Control	62,185.89
United Kingdom	Kopax Uk Limited	Trailers And Semi-trailers; Contain	61,124.22
United Kingdom	Winchester Procurement Limited	Telecommunication Equipment, Other	60,846.52
United Kingdom	Barham Global Ltd	Tapes And Other Unrecorded Media Fo	59,303.65
United Kingdom	Sheargold	Components For Telecommunication Eq	58,272.00
United Kingdom	Cummins Diesel (Uk)	Electric Motors, Generators And The	57,677.79
United Kingdom	Brandcontact (Uk) Ltd.	Metal Cutting Machine Tools	54,530.39
United Kingdom	Stratex Networks	Telecommunication Equipment, Other	52,541.57
United Kingdom	Barham Global Ltd.	Insulated Wire And Cable; Optical F	51,872.24
United Kingdom	Brandcontact (Uk) Ltd	Radio-broadcasting, Reception Appar	51,813.58
United Kingdom	Telegroup Limited	Recording And Reproducing Apparatus	51,600.00
United Kingdom	Lister Petter Ltd	Electric Motors, Generators And Tra	50,819.54
United Kingdom	Cromwell International	Hand Tools, Powered	50,651.84
United Kingdom	Winchester Procurement Limited	Insulated Wire And Cable; Optical F	50,318.00
United Kingdom	Eton International	Processing Units For Edp And Access	50,000.00
United Kingdom	L.teq Ltd.	Telecommunication Equipment, Parts	50,000.00
United Kingdom	Sinclair Technologies Ltd	Metal Goods N.e.c.	49,969.89
United Kingdom	Sound Broadcast Services (Sbs)	Measuring, Checking And Testing App	49,233.56
United Kingdom	Hesco Bastion Limited	Security Equipment And Supplies N.e	48,737.04
United Kingdom	Pal Electrical Wholesale Ltd	Electrical Equipment N.e.c.	48,091.71
United Kingdom	Brandcontact (Uk) Ltd	Telecommunication Equipment, Other	47,474.01
United Kingdom	Vaughans Of Leicester Limited	Floor Coverings Of Plastics	46,924.19
United Kingdom	Winchester Procurement Limited	Regulating Instruments; Mechanical	46,791.00
United Kingdom	Winchester Procurement Limited	Lighting Equipment, Parts Thereof	46,094.20
United Kingdom	Rs Components	Components For Telecommunication Eq	44,707.37
United Kingdom	Comtech Ef Data	Satellite Communication Systems	44,500.00
United Kingdom	Brandcontact (Uk) Ltd	Safety Clothing And Headgear; Other	44,080.00
United Kingdom	Kopax Uk Ltd	Machine Tools For Woodworking	43,921.46
United Kingdom	Drafix Services Ltd	Trailers And Semi-trailers; Contain	43,729.20
United Kingdom	Winchester Procurement Limited	Software Application Packages	42,988.18
United Kingdom	Bridport Aviation	Plastic Articles N.e.c.	42,847.26
United Kingdom	Angus Fire	Safety Equipment	42,080.00
United Kingdom	Winchester Procurement Limited	Tractors, Earthmoving	41,905.00
United Kingdom	Winchester Procurement Ltd.	Telephonic Apparatus, Other	41,777.85
United Kingdom	Winchester Procurement Limited	Components For Telecommunication Eq	41,646.50
United Kingdom	Eton International	Security And Safety Equipment	40,930.80
United Kingdom	South Midlands Communications Ltd.	Telecommunication Equipment	40,739.05
United Kingdom	Ian Metcalfe	Pc Software, General	40,728.00
United Kingdom	Sheargold Limited	Motor Vehicle Parts And Accessories	39,231.00
United Kingdom	Fpt Industries Limited	Containers Of Iron, Steel Or Alumin	39,116.17
United Kingdom	Barret Europe Ltd	Bridges, Bridge Sections, Towers An	38,042.55
United Kingdom	Winchester Procurement Agency	Hand Tools (Including Glaziers Diam	37,815.36
United Kingdom	Drafix Services Ltd	Articles For Medical Or Surgical Pu	37,317.79
United Kingdom	Richardson Supply Company Ltd	Photocopying Apparatus	37,309.88
United Kingdom	Motorola Ltd.	Radio Broadcast And Television Rece	36,832.16
United Kingdom	Richardson Supply Company Limited	Primary Cells And Primary Batteries	36,794.09
United Kingdom	Kopax Uk Ltd	Motor Vehicle Parts And Accessories	35,669.85
United Kingdom	Richardson Supply Co.Ltd.	Paper And Paperboard Products, Othe	35,520.09
United Kingdom	Analysar Sales Ltd	Software Application Packages	35,352.17
United Kingdom	Hesco Bastion Limited	Construction Materials Of Plastic;	35,173.72
United Kingdom	Kopax Uk Ltd	Paints And Varnishes (Including Ena	34,931.91
United Kingdom	Brandcontact (Uk) Ltd	Metal Goods N.e.c.	34,547.83
United Kingdom	Sheargold Ltd	Insulated Wire And Cable; Optical F	34,166.00
United Kingdom	Eaton Power Solutions Limited	Telecommunication Equipment, Other	34,005.66
United Kingdom	Winchester Procurement Ltd	Printing And Plotting Devices For E	33,965.35
United Kingdom	Eton International	Equipment And Accessories For Conne	33,843.90
United Kingdom	Anville Trading Limited	Iron And Steel, Basic	33,763.80
United Kingdom	Barham Global Ltd	Hand Tools	32,276.27
United Kingdom	Cromwell International	Clothing Of Textile Materials	31,876.34
United Kingdom	Sheargold Limited	Hand Tools (Including Glaziers Diam	31,818.01
United Kingdom	Brandcontact (Uk) Ltd.	Transmission Equipment	31,531.21
United Kingdom	Kopax Uk Ltd	Carpets And Other Textile Floor Cov	31,368.00
United Kingdom	Intequip Ltd.	Stationery Articles N.e.c.	31,053.50
United Kingdom	Cobham Fluid Systems Ltd.	Filtering And Purifying Equipment	30,722.94
United Kingdom	Safety Works Gb Ltd	Furniture, Office, Other Than Chair	30,449.77
United Kingdom	Rainbo Supplies And Services Ltd	Telecommunication Equipment, Other	30,380.00
United Kingdom	Drafix Services Limited	Electricity Distribution Or Control	30,358.59
USA	Ibm Corporation	Micro-computers	6,003,741.00
USA	Cisco Systems, Inc.	Transmitting And Communicating Equi	5,462,729.12
USA	Globecomm Systems Inc.	Satellite Communication Systems	5,347,662.00
USA	Emc Corporation	Processing Units For Edp And Access	4,471,530.24
USA	All Points International Distributors Inc	Prefabricated Buildings	3,751,284.00
USA	Motorola; Inc	Radio Broadcast And Television Rece	3,499,290.33
USA	Emc Corporation	Computer Systems, Special Purpose O	3,165,306.25
USA	Lenovo, Inc.	Micro-computers	2,886,736.00
USA	All Points Intl. Distributors, Inc.	Prefabricated Buildings	2,554,674.00
USA	Lenovo (United States) Inc.	Micro-computers	2,278,094.00
USA	Globecomm Systems Inc.	Telecommunication Equipment	2,185,091.00
USA	Cisco Systems Inc	Transmitting And Communicating Equi	2,009,636.20
USA	Stratex Networks, Inc.	Telecommunication Equipment	2,006,746.08
USA	Ericsson Enterprise Ab	Telephone Equipment	1,880,061.65
USA	Dmc Startex Networks; Inc.	Telecommunication Equipment, Other	1,749,287.59
USA	World Fuel Services Corp	Petroleum Oils And Petroleum Produc	1,609,430.22
USA	Motorola Inc	Telecommunication Equipment, Other	1,579,239.30
USA	Office Depot Business Services Div	Stationery Articles N.e.c.	1,464,734.00
USA	Dmc Stratex Networks Inc.	Telecommunication Equipment, Other	1,435,131.85
USA	Stratex Networks Inc	Telecommunication Equipment, Other	1,398,766.55
USA	Cisco Systems Inc	Hand Tools, Powered	1,370,409.50
USA	Cisco Systems Inc	Electricity Distribution Or Control	1,369,646.80
USA	Daewoo Heavy Ind. America Corp.	Motor Vehicles And Parts And Access	1,359,350.19
USA	Ibm Corporation	Mini-computers	1,276,070.00
USA	Ericsson Inc	Telephonic Apparatus, Other	1,261,530.15
USA	Information Builders, Inc.	Software Application Packages	1,197,048.43
USA	Motorola Inc.	Radio Broadcast And Television Rece	1,196,909.19
USA	Cisco Systems	Equipment And Accessories For Conne	1,162,117.80

**Major Equipment ordered by Agency during 2005**  
(Orders of USD 30,000 or more)

Agency/Country Procurement	Name of supplier	Description of goods (equipment)	Total Cost (USD)
<b>UN/PD cont.</b>			
USA	Lenovo(united States)Inc.	Micro-computers	1,119,594.00
USA	Cisco Systems	Telecommunication Equipment, Other	1,079,484.71
USA	Globecom System Inc	Satellite Communication Systems	1,060,195.97
USA	Cisco Systems, Inc.	Telecommunication Equipment	1,026,425.70
USA	Emc Corporation	Edp Equipment/Machinery, Other, And	1,016,462.65
USA	Arenson Office Furnishings, Inc.	Furniture, Office, Other Than Chair	982,115.50
USA	International Business Machines Corporation	Micro-computers	955,750.00
USA	Cisco Systems Inc	Equipment And Accessories For Conne	864,325.20
USA	Lenovo Inc.	Micro-computers	856,050.00
USA	Microsoft Corporation	Software, Computer, Including Manua	854,700.54
USA	Frontline Communications Corporatio	Telecommunication Equipment	843,794.00
USA	Engineering & Prof. Services, Inc.	Security And Safety Equipment	741,323.59
USA	Ericsson Enterprise Ab	Telecommunication Equipment, Parts	740,176.70
USA	Lan-lee International Ltd.	Electric Motors, Generators And The	711,607.40
USA	Comp-u-field	Printing And Plotting Devices For E	704,283.60
USA	All Points International Dist. Inc	Buildings, Prefabricated For Office	622,370.00
USA	Paper Mart Inc.	Paper Of Paperboard N.e.c., For Pri	583,487.00
USA	Ericsson Inc	Printing And Plotting Devices For E	555,932.13
USA	Ericsson Inc	Telephone Equipment	543,802.60
USA	Pacific Architects And Engineers Incorporated	Food And Textile Products	533,898.00
USA	Globecom Systems Inc.	Aerials And Antennae	532,728.50
USA	Globecom Systems Inc.	Telecommunication Equipment, Other	525,360.00
USA	Motorola Inc.	Telecommunication Equipment	513,483.51
USA	Aar Mobility Systems	Trailers And Semi-trailers; Contain	512,229.90
USA	Cisco Systems, Inc.	Edp Equipment N.e.c.	508,613.60
USA	Lenovo; Inc.	Micro-computers	507,560.00
USA	Cisco Systems	Transmitting And Communicating Equi	505,579.20
USA	Ericsson	Telephone Equipment	501,018.57
USA	Dmc Stratex Networks	Telecommunication Equipment, Other	500,432.96
USA	Ericsson Enterprise Solution	Telephone Equipment	464,132.94
USA	Ibm Corporation	Telecommunication Equipment	451,098.00
USA	Globecom Systems Inc.	Transmitting And Communicating Equi	423,609.00
USA	L3 Communications Security & Detection Systems	Atomic Energy Equipment	422,500.00
USA	Some's Uniforms Inc.	Clothing Of Textile Materials	409,284.20
USA	Cisco Systems, Inc.	Inter-office Communication Systems	407,186.10
USA	Ibm Corporation	Radio Broadcast And Television Rece	400,420.00
USA	Pacific Architects And Engineers Incorporated	Gas Oils (Diesel Oil)	381,430.00
USA	L3 Communications; Security & Detection Systems	Measuring, Checking And Testing App	377,582.00
USA	Saturn Business Systems Inc.	Edp Equipment/Machinery, Other, And	366,410.10
USA	Eplus Technology, Inc.	Protection Devices For Edp Equipmen	363,189.00
USA	Access It Group, Inc.	Transmitting And Communicating Equi	356,370.00
USA	Pitman Company	Printing And Bookbinding Equipment	354,339.40
USA	Cisco Systems Inc.	Equipment And Accessories For Conne	344,868.00
USA	L3 Communications, Security &	Security And Safety Equipment	339,642.00
USA	Comp -u-field	Equipment And Accessories For Conne	333,542.00
USA	Comp-u-field	Transmitting And Communicating Equi	330,471.00
USA	Cisco Systems, Inc.	Electricity Distribution Or Control	323,888.40
USA	Tandberg	Computer Display Terminals	318,911.58
USA	Arenson Office Furnishings, Inc.	Furniture	316,009.19
USA	L3 Communications; Security & Detection System	Security And Safety Equipment	306,220.00
USA	W.w. Grainger, Inc.	Machine Tools, Parts And Accessorie	304,641.85
USA	Emc Corporation	Micro-computers	304,439.30
USA	Cisco Systems, Inc.	Software, Computer, Including Manua	297,598.00
USA	Lenovo Group	Micro-computers	297,095.00
USA	Ericsson Enterprise Solutions	Telephonic Apparatus, Other	275,761.54
USA	Dmc Stratex Networks Inc.	Equipment And Accessories For Conne	272,747.44
USA	Globecom Systems; Inc.	Satellite Communication Systems	268,561.00
USA	All Point International	Camping Equipment	264,050.00
USA	Ericsson Enterprise Ab	Computer Display Terminals	264,014.54
USA	Cisco Systems Inc	Telephone Equipment	261,274.34
USA	Lotus Trade & Export, Inc.	Electric Motors, Generators And The	260,400.00
USA	Aar Mobility Systems	Safety Equipment	257,021.10
USA	Dmc Stratex Networks Inc.	Electricity Distribution Or Control	255,619.36
USA	L3 Communications; Security & Detection System	Machinery, Special Purpose, Other	255,057.00
USA	Cisco Systems Inc.	Electrical Apparatus; Electronic Co	251,742.90
USA	Somes World-wide Uniforms	Hats And Headgear	249,025.00
USA	Herman Miller Inc.	Seats And Chairs	245,876.24
USA	Sirius Computer Solutions	Edp Equipment/Machinery, Other, And	240,757.00
USA	Cisco Systems, Inc.	Satellite Communication Systems	240,642.00
USA	Tandberg, Inc.	Telecommunication Equipment	234,594.13
USA	Traditional Casket Corp.	Mortuary Supplies	227,860.38
USA	Lenovo Inc	Satellite Communication Systems	224,130.00
USA	Emc Corporation	Edp Equipment N.e.c.	217,180.69
USA	Comp-u-field	Expendables For Use With Edp Equipm	213,707.00
USA	Globe Comm. System Inc.	Buildings, Prefabricated For Office	212,000.00
USA	Tandberg	Telecommunication Equipment	210,225.72
USA	Cisco Systems Inc.	Transmitting And Communicating Equi	203,456.10
USA	Cisco Systems; Inc.	Expendables For Use With Edp Equipm	201,062.80
USA	Lenovo, Inc.	Computer Systems, Special Purpose O	197,800.00
USA	Kalmar Rt Center Llc	Motor Vehicles And Parts And Access	195,942.19
USA	National Flag And Display Co.	Textile Articles Made-up, Other	194,438.20
USA	Sabre Integrated Security Systems; Llc	Recording And Reproducing Apparatus	191,701.00
USA	Spectracom Corp.	Radio Broadcast And Television Rece	189,600.00
USA	Dmc Stratex Networks Inc.	Telecommunication Equipment	189,402.28
USA	Environmental Systems Research Inst	Expendables For Use With Edp Equipm	188,085.00
USA	Nice Systems, Inc.	Recording And Reproducing Apparatus	185,855.00
USA	Kwaplah International; Inc.	Metal Goods N.e.c.	184,311.10
USA	Ivci, Llc	Telecommunication Equipment	182,150.50
USA	Symantec Corporation	Software, Computer, Including Manua	179,572.00
USA	Telecommunications Consultants India Ltd. (Ny)	Printing Equipment, Other	179,526.00
USA	Tandberg, Inc.	Recording And Reproducing Apparatus	179,254.34
USA	Groove Networks, Inc.	Software, Computer, Including Manua	178,304.40
USA	Tandberg Inc	Radio Or Television Transmission Ap	176,470.48
USA	Kwaplah International; Inc.	Recording And Reproducing Apparatus	173,950.05
USA	Ericsson Enterprises A.b.	Telephonic Apparatus, Other	172,537.23
USA	Access It Group, Inc.	Software Application Packages	171,150.00
USA	Motorola, Inc.	Radio Broadcast And Television Rece	169,885.00
USA	General Dynamics C4 Systems	Electronic Measuring Equipment N.e.	168,957.00
USA	Globe Comm. System Inc.	Satellite Communication Systems	168,803.00
USA	Lenovo	Micro-computers	164,868.00
USA	La Cresta Communications Inc.	Transmitting And Communicating Equi	163,550.00
USA	Aastra Intecom Inc.	Telecommunication Equipment	162,150.00
USA	Ibm Corporation	Edp Equipment/Machinery, Other, And	161,600.00
USA	Hudson Bay Environments	Furniture, Office, Other Than Chair	159,052.40
USA	Ibm Corporation	Computer Display Terminals	158,630.00
USA	Cisco Systems Inc.	Edp Equipment N.e.c.	158,473.40



**Major Equipment ordered by Agency during 2005**  
(Orders of USD 30,000 or more)

Agency/Country Procurement	Name of supplier	Description of goods (equipment)	Total Cost (USD)
<b>UN/PD cont.</b>			
USA	Heidelberg Usa, Inc.	Printing And Bookbinding Equipment	157,270.56
USA	General Electric Supply	Insulated Wire And Cable; Optical F	156,640.00
USA	Dade Sky Trading	Seats And Chairs	156,615.90
USA	Cisco Systems Inc.	Expendables For Use With Edp Equipm	156,147.60
USA	Somes World Wide Uniforms Inc	Clothing Of Textile Materials	154,471.50
USA	Hudson Bay Environments	Seats And Chairs	152,689.24
USA	L3 Communications, Security & Gtsi Inc.	Machinery, Special Purpose, Other	151,047.00
USA	Motorola Inc.	Input/Output Units, Other	150,529.00
USA	Access It Group, Inc.	Computer Systems, Special Purpose O	149,200.00
USA	Daewoo Heavy Industries America Corporation	Forklift Trucks And Other Works Tru	146,937.36
USA	Comp -u-field	Telephone Equipment	145,498.12
USA	3 M Innovative Properties Company	Plates, Sheets, Film, Foil, Tape, S	145,344.65
USA	L3 Communication; Security & Detection System	X-ray Or Alpha, Beta Or Gamma Radia	144,350.00
USA	La Cresta Communications Inc.	Radio Or Television Transmission Ap	143,000.00
USA	Baldor Electric Company	Lighting Equipment	141,657.00
USA	La Cresta Communications, Inc.	Telecommunication Equipment	140,745.00
USA	Motorola Inc.	Telecommunication Equipment, Other	139,680.46
USA	Cisco Systems; Inc.	Electricity Distribution Or Control	137,750.00
USA	Motorola	Telephone Equipment	136,774.10
USA	Stratex Networks Inc.	Satellite Communication Systems	135,469.80
USA	All Points Intl. Distributors, Inc.	Trailers And Semi-trailers; Contain	134,400.00
USA	All Points International Distributors Inc.	Buildings, Prefabricated For Office	132,274.00
USA	All Points International Distributors Inc.	Prefabricated Buildings	132,274.00
USA	Delta Scientific Corporation	Security Equipment And Supplies N.e	131,984.49
USA	Dade Sky Trading	Containers Of Iron, Steel Or Alumin	131,300.00
USA	L3 Communication	Expendables For Use With Edp Equipm	131,100.00
USA	Gimco	Equipment And Accessories For Conne	128,941.50
USA	Kwaplah International;Inc.	Projectors	125,450.00
USA	Dlt Solutions Inc.	Software, Computer, Including Manua	124,646.00
USA	Kwaplah International; Inc.	Industrial Catering Equipment	124,175.03
USA	Lenovo, Inc.	Computer Display Terminals	124,080.00
USA	O.p.g. Industries; Inc.	Expendables And Accessories For Use	123,304.00
USA	Tandberg, Inc.	Audio Visual Equipment	123,087.52
USA	Gimco	Furniture, Domestic	122,430.00
USA	Rohn Products International L.c.	Radio Or Television Transmission Ap	122,044.00
USA	Cisco System; Inc.	Equipment And Accessories For Conne	121,626.00
USA	Emc Corporation	Transmitting And Communicating Equi	119,536.00
USA	Hudson Bay Environments	Furniture	119,483.21
USA	Ericsson	Telephonic Apparatus, Other	119,254.66
USA	Consolidated Carpet Trade Workroom,	Carpets And Other Textile Floor Cov	118,685.00
USA	L.k. Communications, Inc.	Hydrographic, Hydrological, Meteoro	117,808.00
USA	Ericsson Enterprise Ab	Safety Clothing And Headgear; Other	115,172.55
USA	Stratex Networks Inc.	Telecommunication Equipment, Other	114,980.80
USA	Thunderbird Industries Llc	Radio Broadcast And Television Rece	114,577.80
USA	Comp-u-field	Computer Display Terminals	113,200.00
USA	All Weather	Electro-diagnostic Apparatus, Inclu	112,242.56
USA	Tandberg; Inc	Audio And Video Accessories	109,589.10
USA	L3 Communications, Security & Detection System	Machinery, Special Purpose, Other	109,074.00
USA	Computhink Inc.	Transmitting And Communicating Equi	108,970.34
USA	Motorola Inc.	Metal Goods N.e.c.	108,905.00
USA	Sky It Group, Llc	Software, Computer, Including Manua	107,850.00
USA	Computhink; Inc.	Null	107,097.60
USA	Cisco Systems, Inc.	Equipment And Accessories For Conne	106,691.00
USA	Alvarion Inc.	Telephone Equipment	105,741.00
USA	La Cresta Communications; Inc.	Telecommunication Equipment, Other	105,101.98
USA	O.p.g. Industries; Inc.	Equipment And Accessories For Conne	104,970.00
USA	Unfpa	Contraceptives	104,328.13
USA	Motorola Inc..	Telecommunication Equipment, Other	103,370.00
USA	O.p.g. Industries; Inc.	Printing And Plotting Devices For E	102,470.00
USA	Globecom Systems Inc	Transmitting And Communicating Equi	101,713.00
USA	Computhink Inc.	Sawing, Shearing, Punching And Simi	100,770.39
USA	Ibm	Micro-computers	100,748.00
USA	International Business Machines Corporation	Telecommunication Equipment	100,275.00
USA	Trados Corporation	Software Application Packages	99,958.12
USA	Planson International Corporation	Transformers, Electrical	99,920.00
USA	Ibm Corporation	Software Application Packages	99,877.00
USA	Emc Corporation	Software, Computer, Including Manua	99,682.38
USA	Sky It Group, Llc	Edp Equipment/Machinery, Other, And	99,468.66
USA	Kwaplah International	Office Machines, Other	99,200.00
USA	Exim Group Llc	Printing And Plotting Devices For E	96,201.00
USA	Alenia Marconi Systems (Asi) Inc	Machinery, Special Purpose, Other	96,197.00
USA	La Cresta Communications Inc	Satellite Communication Systems	96,039.00
USA	Rohn Products International L.c.	Bridges, Bridge Sections, Towers An	94,865.00
USA	Tandberg Inc.	Recording And Reproducing Apparatus	94,099.65
USA	Spiral Binding Company, Inc.	Machinery, Special Purpose, Other A	93,165.00
USA	Ericsson Enterprise	Telephone Equipment	91,714.56
USA	All Points International Inc.	Prefabricated Buildings	90,650.00
USA	Software Spectrum	Software Application Packages	88,707.40
USA	Rohn Products International L.c.	Lighting Equipment	88,446.90
USA	Elanday Equities Inc.	Security Equipment, Special Purpose	88,207.56
USA	Lenovo, Inc.	Processing Units For Edp And Access	88,176.00
USA	Gould Paper Corporation	Paper Of Paperboard N.e.c., For Pri	87,807.00
USA	Sharpe Consulting Llc	Software, Computer, Including Manua	87,750.00
USA	Motorola	Radio Broadcast And Television Rece	85,089.20
USA	All Points International	Buildings, Prefabricated For Office	84,250.00
USA	Emc Corporation	Expansion Cards & Other Add-on Hard	83,991.00
USA	Motorola Inc..	Radio Broadcast And Television Rece	83,957.77
USA	H.g. Maybeck Co.,Inc.	Sacks And Bags, Of A Kind Used For	83,950.00
USA	Apcom Computers Inc	Photographic And Cinematographic Eq	83,508.00
USA	Gtsi Inc.	Electronic Components, Parts And Ac	82,990.00
USA	Ericsson Enterprise Solutions	Telephone Equipment	81,444.28
USA	Moredirect.com, Inc.	Edp Equipment/Machinery, Other, And	81,029.00
USA	Ericsson Enterprise Ab	Transmitting And Communicating Equi	80,512.97
USA	Gimco	Components For Telecommunication Eq	80,413.25
USA	Ibm/Lenovo (United States) Inc.	Micro-computers	80,276.00
USA	Aero Tec Laboratories Inc.	Pumps, Other Than Water Pumps; Air	79,986.96
USA	Kwaplah International; Inc.	Carpets And Other Textile Floor Cov	79,045.00
USA	Cisco Systems Inc	Telecommunication Equipment, Parts	77,517.00
USA	O.p.g. Industries; Inc.	Software Application Packages	77,400.00
USA	Cdw Government,Inc.	Software Application Packages	75,625.00
USA	Planson International	Software Application Packages	74,935.75
USA	Ericsson Enterprise Solutions	Satellite Communication Systems	74,687.40
USA	Ericsson Enterprise Solutions	Telecommunication Equipment	74,516.62
USA	North American Business Machines Co	Optical Input/Output Units, Such As	72,735.00
USA	Kwaplah International; Inc.	Projection Accessories	71,360.02
USA	Xerox Corporation	Edp Equipment/Machinery, Other, And	71,128.00

**Major Equipment ordered by Agency during 2005**  
(Orders of USD 30,000 or more)

Agency/Country Procurement	Name of supplier	Description of goods (equipment)	Total Cost (USD)
<b>UN/PD cont.</b>			
USA	Computhink	Pc Software, General	71,117.13
USA	Arenson Office Furnishings, Inc.	Furniture, Parts And Accessories Th	71,090.00
USA	Cisco Systems; Inc.	Edp Equipment/Machinery, Other, And	70,461.30
USA	Lenovo; Inc.	Expendables And Accessories For Use	69,440.00
USA	Bio Defence Corporation	Machinery And Equipment For The Pha	69,000.00
USA	D M C Stratex Networks	Telecommunication Equipment, Other	68,517.27
USA	Planson International	Null	68,310.00
USA	Ericsson Enterprise Ab	Telephonic Apparatus, Other	67,473.71
USA	The Gunlocke Company	Seats And Chairs	67,021.14
USA	Gimco	Primary Cells And Primary Batteries	66,623.00
USA	Allied Global Inc	Security Equipment, Special Purpose	66,590.00
USA	Abm Federal Sales	Expendables For Use With Edp Equipm	66,460.20
USA	Nova International; Inc.	Furniture, Domestic	65,466.40
USA	Computhink Inc.	Null	65,248.49
USA	Nrs Communications, Inc.	Television And Radio Transmitters A	64,637.50
USA	Cavalier Office Products Inc.	Expendables For Use With Edp Equipm	64,232.50
USA	Allied Global Inc	Sports Or Outdoor Games, Articles A	64,099.98
USA	Staten Island Toyota	Motor Vehicles And Parts And Access	64,000.00
USA	Staten Island Toyota	Motor Vehicles, Goods Transport	64,000.00
USA	Samuel Meisel & Co., Inc.	Liquor	62,580.00
USA	O.p.g. Industries; Inc.	Radio Broadcast And Television Rece	61,440.00
USA	O.p.g. Industries; Inc.	Paints And Varnishes (Including Ena	60,990.00
USA	Allied Global Inc	Expendables And Accessories For Use	60,951.00
USA	Westwood Computer Corporation	Recording And Reproducing Apparatus	60,373.00
USA	Elanday Equities Inc	Insulated Wire And Cable; Optical F	60,062.50
USA	Universal Weather& Aviation	Motor Spirit (Gasoline), Including	60,000.00
USA	Some's World-wide Uniforms	Clothing Of Textile Materials	59,850.00
USA	Cisco Systems Inc	Telecommunication Equipment, Other	59,626.80
USA	General Binding Corp.	Office Machines, Other	59,200.00
USA	Lenovo (United States) Inc.	Expendables For Use With Edp Equipm	59,200.00
USA	Atl (Aero Tech Laboratories Inc.)	Pumps, Other Than Water Pumps; Air	58,397.20
USA	Cavalier Office Products Inc.	Telecommunication Equipment, Parts	58,085.00
USA	La Cresta Communications	Printing And Plotting Devices For E	57,988.47
USA	Somes World-wide Uniforms	Software Application Packages	57,883.40
USA	Comp-u-field	Pc Software, General	57,748.00
USA	Stonesoft Inc.	Transmitting And Communicating Equi	57,660.00
USA	Cisco Systems Inc.	Printing And Plotting Devices For E	57,489.60
USA	Cavalier Office Products	Equipment And Accessories For Conne	56,700.00
USA	Arenson Office Furnishings, Inc.	Stationery Articles N.e.c.	55,903.20
USA	Newpoint Technologies Inc	Satellite Communication Systems	55,631.25
USA	Conserve Electrical Supply Corp.	Electricity Distribution Or Control	55,615.00
USA	Planson International Company	Tapes And Other Unrecorded Media Fo	55,512.50
USA	Consolidated Edison Company	Pc Software, General	55,000.00
USA	Panasonic Broadcast & Tv Systems Co	Audio Visual Equipment	54,766.76
USA	Manitou	Forklift Trucks And Other Works Tru	54,192.37
USA	Somes World-wide Uniforms	Tulles, Lace, Narrow Woven Fabrics,	53,695.00
USA	La Cresta Communications; Inc.	Inter-office Communication Systems	53,495.00
USA	3m Innovative Properties Company	Security Equipment, Special Purpose	53,241.12
USA	Ericsson Enterprise Ab	Telecommunication Equipment, Other	53,171.54
USA	Cisco Systems Inc	Satellite Communication Systems	53,145.40
USA	Software House International, Inc.	Software Application Packages	52,017.35
USA	Lenovo Group	Registers, Account Books, Note Book	51,353.04
USA	Cable X-perts Inc.	Insulated Wire And Cable; Optical F	51,257.15
USA	Gimco	Transmitting And Communicating Equi	50,517.50
USA	Aventis Pasteur	Articles For Medical Or Surgical Pu	50,000.00
USA	Bayer Healthcare Llc	Articles For Medical Or Surgical Pu	50,000.00
USA	Conserve Electrical Supply Corp.	Insulated Wire And Cable; Optical F	50,000.00
USA	Eads Telecom North America, Inc.	Telecommunication Equipment	50,000.00
USA	Henry Schein Inc.	Articles For Medical Or Surgical Pu	50,000.00
USA	Man Roland Inc.	Printing And Bookbinding Equipment	50,000.00
USA	W.w. Grainger, Inc.	Electrical Equipment, Parts And Acc	50,000.00
USA	Gimco	Microphones, Loudspeakers, Headphon	49,850.00
USA	Dade Sky Trading	Domestic Appliances Other Than Cool	49,843.50
USA	Universal Weather& Aviation	Petroleum Oils And Petroleum Produc	49,680.00
USA	Exim Group Llc	Motor Vehicle Parts And Accessories	49,355.00
USA	Hyperlink Technologies; Inc.	Expendables For Use With Edp Equipm	49,188.80
USA	Computhink; Inc.	Machinery, Special Purpose	49,035.94
USA	Kwaplah International; Inc.	Office Machines, Other	48,750.00
USA	Avtech Systems Inc.	Audio And Video Accessories	48,621.46
USA	Cisco Systems;Inc.	Inter-office Communication Systems	48,388.82
USA	Stonesoft Inc.	Equipment And Accessories For Conne	47,919.40
USA	Ready Data, Inc.	Computer Systems, Special Purpose O	47,908.00
USA	Aperture Technologies, Inc.	Software Application Packages	47,754.00
USA	O.p.g. Industries; Inc.	Components For Telecommunication Eq	47,680.00
USA	Gimco	Electronic Components, Parts And Ac	47,531.50
USA	B + H Photo - Video, Inc.	Photographic And Cinematographic Eq	47,463.80
USA	Planson International Corporation	Electricity Distribution Or Control	47,400.00
USA	Edrm Solutions Inc.	Software Application Packages	47,170.00
USA	Comp -u-field	Software Application Packages	47,160.00
USA	Ericsson Enterprise Ab	General Purpose Machinery, Parts An	47,010.65
USA	Comp -u-field	Magnetic Media Based Input/Output U	46,839.00
USA	Lawmen Supply Co. Of New Jersey	Firearms And Ammunition	46,825.76
USA	Image Access; Inc.	Optical Input/Output Units, Such As	46,236.40
USA	Ericsson Enterprise Ab	Transformers, Electrical	45,985.70
USA	Gimco	Air Conditioning, Cold Chain And Re	45,815.00
USA	W.w. Grainger; Inc.	Sanitaryware And Plumbing Fixtures,	45,583.10
USA	W.w. Grainger; Inc.	Pulley Tackle And Hoists, Winches A	45,446.50
USA	Ericsson Enterprise Networks	Telephone Equipment	44,410.21
USA	Ericsson Inc.	Telephone Equipment	44,410.21
USA	Kwaplah International; Inc	Office Machines, Other	44,250.00
USA	L.k. Communications Inc.	Components For Telecommunication Eq	43,794.50
USA	Ericsson Enterprise	Ironmongry	43,715.66
USA	Globecomm Network Services Corporation (Gnsc)	Satellite Communication Systems	43,700.00
USA	Motorola Inc.	Components For Telecommunication Eq	43,667.30
USA	Cisco Systems;Inc.	Telecommunication Equipment, Other	43,500.00
USA	Adventure Medical Kits	Articles For Medical Or Surgical Pu	43,450.00
USA	W.w. Grainger; Inc.	Hand Tools, Powered	43,306.06
USA	Opg Industries; Inc.	Software Application Packages	43,190.00
USA	Lenovo, Inc.	Processing Units For Edp, Other	42,990.00
USA	Environmental Systems Research Inst	Radio Or Television Transmission Ap	42,938.19
USA	L3 Communications, Security &	X-ray Or Alpha, Beta Or Gamma Radia	42,150.00
USA	The Gunlocke Company	Furniture	41,305.72
USA	Major Chevrolet, Inc.	Motor Vehicles, Goods Transport	41,233.50
USA	Port City Press	Postage, Revenue Or Similar Stamps,	41,000.00
USA	Chief Security Officers, Llc	Software Application Packages	40,680.00
USA	Alexander Wolf + Son	Furniture, Office, Other Than Chair	40,580.00

**Major Equipment ordered by Agency during 2005**  
(Orders of USD 30,000 or more)

Agency/Country Procurement	Name of supplier	Description of goods (equipment)	Total Cost (USD)
<b>UN/DPD cont.</b>			
USA	The Whalen Group	Furniture, Other, N.e.c.	40,455.24
USA	Antennas For Communications (Afc)	Aerials And Antennae	40,400.00
USA	Somes Uniforms	Structures, Other, And Sections Of	40,250.00
USA	Cisco Systems Inc.	Expendables And Accessories For Use	40,240.40
USA	Some's Uniforms Inc.	Safety Equipment	40,065.00
USA	Center Industrial Electronics, Inc.	Audio And Video Accessories	40,000.00
USA	Globecom Systems Inc.	Articles For Medical Or Surgical Pu	40,000.00
USA	National Graphic Supply Corp.	Photographic Supplies	40,000.00
USA	Kwaplah International/Inc.	Office Machines, Other	39,750.00
USA	O.p.g. Industries; Inc.	Edp Equipment N.e.c.	39,460.00
USA	La Cresta Communications; Inc.	Recording And Reproducing Apparatus	39,382.00
USA	Lenovo	Processing Units For Edp And Access	39,300.00
USA	O.p.g. Industries; Inc.	Primary Cells And Primary Batteries	38,950.00
USA	Kwaplah International; Inc.	Domestic Appliances Other Than Cool	38,947.00
USA	Ericsson Enterprise Ab	Electronic Components N.e.c.	38,910.15
USA	Planson International	Tapes And Other Unrecorded Media Fo	38,489.00
USA	Motorola/Inc.	Radio Broadcast And Television Rece	38,440.10
USA	Frank Parsons Paper Company	Containers, Paper And Paperboard	38,345.38
USA	Gimco Usa	Microphones, Loudspeakers, Headphon	38,150.00
USA	Amc Computer Corp.	Edp Equipment/Machinery, Other, And	37,586.43
USA	Aj Industries, Inc.	Elevators And Conveyors	37,550.00
USA	Scan Technology Inc.	Optical Input/Output Units, Such As	37,388.00
USA	Nextel Communications	Telephone Equipment	37,140.00
USA	Eplus Technology, Inc.	Telecommunication Equipment	37,014.00
USA	Motorola Inc.	Satellite Communication Systems	36,832.16
USA	Cisco System Usa	Input/Output Units For Edp, Accesso	36,511.00
USA	Gtsi Corp.	Optical Input/Output Units, Such As	36,426.00
USA	Computhink	Expansion Cards & Other Add-on Hard	36,305.33
USA	Tandberg	Recording And Reproducing Apparatus	36,086.62
USA	Ericsson Enterprise Solutions	Telecommunication Equipment, Other	36,027.09
USA	Cavalier Office Products Inc.	Micro-computers	36,006.00
USA	Tandberg Inc.	Radio Broadcast And Television Rece	35,863.70
USA	L3 Communications; Security & Detection System	Stationery Articles N.e.c.	35,862.00
USA	La Cresta Communications Inc.	Lighting Equipment, Parts Thereof	35,635.00
USA	Motorola	Radio Or Television Transmission Ap	35,621.75
USA	Dade Sky Trading	Telephone Equipment	35,529.00
USA	Kwaplah International Inc.	Projectors	35,255.00
USA	Globecom Systems Inc.	Audio And Video Accessories	35,246.00
USA	Michaels Electrical Supply Corp.	Insulated Wire And Cable; Optical F	35,000.00
USA	Dmc Stratex Networks Inc.	Satellite Communication Systems	34,988.52
USA	Environmental Systems Research Inst	Software Application Packages	34,922.25
USA	Comp-u-field	Software Application Packages	34,777.85
USA	Sdv(usa)Inc	Motor Vehicle Parts And Accessories	34,765.00
USA	The Whalen Group	Furniture	34,732.00
USA	Some's Uniforms Inc.	Badges, Emblems And Labels	34,680.00
USA	Lenovo International	Micro-computers	34,620.00
USA	Kwaplah International; Inc.	Radio Broadcast And Television Rece	34,550.00
USA	Motorola Inc.	Microphones, Loudspeakers, Headphon	34,506.00
USA	Allied Global; Inc	Metal Goods N.e.c.	34,240.00
USA	Westwood Computer Corporation	Optical Input/Output Units, Such As	33,825.00
USA	Stratex Network, Inc.	Telecommunication Equipment, Other	33,806.64
USA	United Nations Population Fund (Unfpa)	Articles For Medical Or Surgical Pu	33,771.32
USA	Planson International Corporation	Edp Equipment/Machinery, Other, And	33,722.00
USA	3m Innovative Properties Company	Plastic Articles N.e.c.	33,697.51
USA	Kay Printing And Envelope Co.	Books, Brochures, Leaflets And Simi	33,675.84
USA	Traditional Casket Corporation	Mortuary Supplies	33,458.00
USA	International Business Machines Corporation	Edp Equipment/Machinery, Other, And	33,425.00
USA	Frank Parsons Paper Company	Expendables For Use With Edp Equipm	33,373.20
USA	Dade Sky Trading	Firearms And Ammunition	33,229.50
USA	Perey Turnstiles Inc.	Structures, Other, And Sections Of	33,078.00
USA	Ericsson Enterprises A.b.	Telephone Equipment	32,987.47
USA	Dade Sky Trading	Containers, Paper And Paperboard	32,951.10
USA	Motorola/Inc.	Radio-broadcasting, Reception Appar	32,856.20
USA	Opg Industries Inc	Pc Software, General	32,670.00
USA	Cisco Systems Inc	Expansion Cards & Other Add-on Hard	32,625.00
USA	Planson International	Expendables For Use With Edp Equipm	32,480.00
USA	Kwaplah International Inc.	Clocks	32,050.00
USA	Globecom Systems Inc.	Domestic Cooking And Heating Equipm	31,966.00
USA	O.p.g. Industries; Inc.	Fabrics, Cotton For Clothing	31,900.00
USA	La Cresta Communications Inc.	Printing And Plotting Devices For E	31,895.00
USA	Planson International Corporation	Telecommunication Equipment, Parts	31,200.00
USA	Diebold Enterprise Security Systems	Security And Safety Equipment	31,073.87
USA	Ready Data, Inc.	Software, Computer, Including Manua	31,044.67
USA	La Cresta Communications; Inc.	Printing And Plotting Devices For E	30,918.00
USA	Acme Industrial Supply Inc.	Hydrocarbons And Their Halogenated,	30,747.50
USA	Comp-u-field	Telecommunication Equipment	30,745.00
USA	Comp-u-field	Micro-computers	30,600.00
USA	Planson International	Radio Or Television Transmission Ap	30,385.00
USA	First Line Technology	Security And Safety Equipment	30,260.00
USA	La Cresta Communications Inc.	Transformers, Electrical	30,259.99
USA	Tessco Technologies Inc.	Electricity Distribution Or Control	30,221.07
USA	La Cresta Communications	Radio-broadcasting, Reception Appar	30,205.00
USA	Cisco Systems Inc	Components For Telecommunication Eq	30,160.00
USA	Cisco System Usa	Transmitting And Communicating Equi	30,136.80
USA	Center Industrial Electronics, Inc.	Audio Visual Equipment	30,000.00
USA	Glaxosmithkline	Vaccines And Sera (Immunologicals)	30,000.00
USA	H.a. Metzger Inc.	Printing And Bookbinding Equipment	30,000.00
<b>UNRWA</b>			
Algeria	Association El Amel Pour Le De	Misc. Non-cat. Supplies	57,828.00
Belgium	Maxx Logistics NV	Sugar	410,768.25
Belgium	Volvo Europa Truck N.V., Parts	Volvo, Trucks And Buses	37,793.92
Canada	Saskan Pulse Trading Inc.	Pulses	273,910.00
China	Maxleaf Stationery Ltd	Office Stationery	143,035.57
Cyprus	Remedica Ltd.	Drugs Acting On The Gastro Intestin	416,671.72
Cyprus	Remedica Ltd.	Antibacterial Drugs	413,637.10
Cyprus	Medochemie	Antibacterial Drugs	158,110.00
Denmark	BUKKEHAVE A/S	Vehicles	257,797.90
Denmark	Missionpharma International	Disposable Syringes Needles Cannula	35,301.81
Egypt	Riva Pharma	Antibacterial Drugs	217,000.85
Egypt	Egyptian Inter. Publishing Co.	Misc. Non-cat. Text Books	146,235.00
Egypt	Egyptian Red Crescent	Flour	36,521.74

**Major Equipment ordered by Agency during 2005**  
(Orders of USD 30,000 or more)

Agency/Country Procurement	Name of supplier	Description of goods (equipment)	Total Cost (USD)
<b>UNRWA cont.</b>			
France	Grands Moulins De France	Flour	1,453,101.16
France	Bauche	Sugar	461,949.00
France	Sanofi-Aventis	Antiepileptics.	35,557.86
Germany	Schwarz Pharma AG	Drugs Acting On Cardiovascular Syst	242,062.03
Greece	DEMO S.A.	Drugs Acting On Cardiovascular Syst	49,654.59
Israel	Champion Motors (Israel) Ltd.	Vehicles	217,865.67
Israel	Computer Media Center Ltd.	Equipment Computer	193,479.00
Israel	Union Motors Ltd.	Vehicles	150,335.18
Israel	Sonol J'lem Ltd.	Gas Oil	140,989.79
Israel	HAJ BADER EL-JUBEH	Misc.-sundry Supplies	110,512.68
Israel	Safad Engineering & Electronics	Equipment Computer	102,494.00
Israel	Brotim marketing (1984) Ltd.	Timber & Construction Supplies	101,242.95
Israel	Sonol J'lem Ltd.	Benzine	94,418.96
Israel	Paz Oil Co.	Gas Oil	71,577.67
Italy	Fiat Auto S.p.A.	Vehicles	464,452.20
Italy	Chiesi Farmaceutici, S.P.A.	Drugs Acting On The Respiratory Sys	64,906.40
Italy	Amplifon S.p.A	Equipment Medical And Physiotherapy	35,588.24
Jordan	STS- Specialized Technical Ser	Equipment Computer	3,492,671.34
Jordan	Novo-Nordisk A/S	Drugs Acting On The Endocrine Sys.&	2,322,119.49
Jordan	Ministry of Education	Misc. Non-cat. Text Books	2,270,045.86
Jordan	Midgulf International Ltd.	Pulses	1,949,450.32
Jordan	Midgulf International Ltd.	Rice	1,337,324.45
Jordan	H. M . King Abdullah (II)	Misc. Non-cat. Supplies	917,061.90
Jordan	RAM Pharmaceuticals	Drugs Affecting Nutrition And Blood	432,290.55
Jordan	United Pharmaceutical Mfg. Co.	Drugs Acting On Cardiovascular Syst	330,349.02
Jordan	STS- Specialized Technical Ser	Computer Software	252,961.00
Jordan	Ministry of Health	Drugs Acting On The Endocrine Sys.&	228,964.50
Jordan	e-Tech System	Equipment Computer	173,915.00
Jordan	RAM Pharmaceuticals	Misc. Non-cat. Medical Supplies	164,600.00
Jordan	Ministry of Health	Misc.-vaccines & Immunological Prod	160,908.50
Jordan	RAM Pharmaceuticals	Antibacterial Drugs	160,329.00
Jordan	Hassouneh Carpentry	Furniture	139,899.33
Jordan	Middle East Pharm. & Chem. Ind	Drugs Acting On The Endocrine Sys.&	117,544.25
Jordan	Jordan Petroleum Refinery Co.	Benzine	115,695.84
Jordan	Arab Australian Dairy Goods &	Whole Milk	101,399.97
Jordan	Arab Pharmaceutical Mfg. Co. L	Drugs Acting On The Gastro Intestin	81,223.25
Jordan	Amman Pharm. Industries Co. W.	Drugs Acting On The Skin.	78,468.55
Jordan	Munir Sukhtian	Drugs Used In Parkinsonism And Rela	72,911.56
Jordan	General Computers & Electronic	Computer Software	70,882.60
Jordan	Ideal Tech Co.	Computer Software	65,154.01
Jordan	GlaxoSmithKline	Drugs Acting On The Gastro Intestin	61,487.07
Jordan	Majdalawi Masterpieces	Misc. Non-cat. Text Books	54,370.20
Jordan	Jordan Petroleum Refinery Co.	Gas Oil	42,978.60
Jordan	GlaxoSmithKline	Antibacterial Drugs	35,925.00
Jordan	Dar Al-Dawa	Drugs Acting On The Skin.	34,386.00
Jordan	Zaki Al-Ghul	Teaching Aids	33,812.78
Jordan	Heirs Of Subhi K. Mukbel Co.	Pulses	31,567.79
Japan	Rissho Kosei - KAI	Misc.-office Stationary	242,351.05
Japan	Toyota Motor Corporation	Vehicles	188,177.32
Japan	Nissei Trading Company Ltd	Equipment Medical And Physiotherapy	67,983.19
Lebanon	Amine Aour Middle East Foods S	Whole Milk	4,307,620.14
Lebanon	Amine Aour Middle East Foods S	Oils	4,191,753.92
Lebanon	Lebanese Publishers Co. s.a.r.	Misc. Non-cat. Text Books	235,401.81
Lebanon	Librairie Du Liban	Misc. Non-cat. Text Books	216,476.51
Lebanon	K. Fleifel Ind. Co. sarl	Furniture	104,066.94
Lebanon	Secondary Publication Co.	Misc. Non-cat. Text Books	89,778.91
Lebanon	UNICEF	Vaccines And Immunological Products	45,000.00
Lebanon	Albert Massaad	Furniture	36,767.50
Lebanon	Sami Dandan & Co.-SADCO	Antifungal Drugs	32,522.52
Lebanon	Pharmaline S.A.L - Lebanon	Drugs Acting On The Skin.	31,292.00
Netherlands	Hoogwegt Int. BV	Whole Milk	2,947,931.54
Netherlands	Limako Suiker BV	Sugar	1,729,118.00
Netherlands	Freetime	Handicraft Supplies	46,029.50
Norway	Nodec AS	Misc.-sardines	792,278.22
Korea	Korea International Cooperatio	Equipment Computer	443,577.76
Palestine Authority Autonomous Area*	Al Bader Flour Mills	Flour	3,160,990.02
Palestine Authority Autonomous Area*	Palestinian Flour Mills Co.	Flour	1,824,980.49
Palestine Authority Autonomous Area*	Ministry of Education	Misc. Non-cat. Text Books	1,599,064.66
Palestine Authority Autonomous Area*	PNA - Ministry of Health	Misc.-vaccines & Immunological Prod	658,015.00
Palestine Authority Autonomous Area*	PNA-MINISTRY OF EDUCATION	Misc. Non-cat. Text Books	591,174.60
Palestine Authority Autonomous Area*	Talmasco Indus. & General Trading Company	Misc.-sundry Supplies	295,939.02
Palestine Authority Autonomous Area*	Ma'ayeh Manufacturing Co.	Furniture	260,124.26
Palestine Authority Autonomous Area*	Birzet Pharmaceuticals	Antibacterial Drugs	229,210.75
Palestine Authority Autonomous Area*	Carpentry Production Unit, UNRWA	Furniture	188,808.00
Palestine Authority Autonomous Area*	Carpentry Production Unit, UNRWA	Misc.-construction Supplies	118,985.50
Palestine Authority Autonomous Area*	Arab Company for Wood	Misc.-timber	118,065.42
Palestine Authority Autonomous Area*	Intermed	Equipment	115,027.45
Palestine Authority Autonomous Area*	Firas Printing	Misc.-office Stationary	114,453.20
Palestine Authority Autonomous Area*	Royal for Office Furniture Sto	Furniture	113,300.00
Palestine Authority Autonomous Area*	Amie	Misc. Non-cat. Medical Supplies	110,280.69
Palestine Authority Autonomous Area*	Palestinian Petroleum Corporat	Misc.-gas Oil	102,777.77
Palestine Authority Autonomous Area*	PNA-Ministry of Health	Misc.-vaccines & Immunological Prod	98,841.26
Palestine Authority Autonomous Area*	RABAH PLASTIC CO	Misc.-sundry Supplies	88,705.46
Palestine Authority Autonomous Area*	Holly Land Medical Modern (Hom	Equipment	86,599.80
Palestine Authority Autonomous Area*	Intermed	Coulter Counter Supplies(reagents A	86,271.52
Palestine Authority Autonomous Area*	Eng. Mostafa Mourtaga & Sons Company	Equipment Generators, Pumps And	66,006.64
Palestine Authority Autonomous Area*	AL-SALAM MEDICAL SERVICES	Misc. Non-cat. Medical Supplies	63,180.00
Palestine Authority Autonomous Area*	Mohammad Said El-Rifi	Supplemental And Fresh Food	59,674.71
Palestine Authority Autonomous Area*	ABDEL RAHMAN HIJAWI & SONS CO	Misc.-office Stationary	56,309.59
Palestine Authority Autonomous Area*	AL Raha Industrial & Trading C	Misc.-sundry Supplies	53,587.55
Palestine Authority Autonomous Area*	SunShield Window Films	Misc.-sundry Supplies	52,925.02
Palestine Authority Autonomous Area*	Dar El-Manara Bookshop	Teaching Aids	52,163.72
Palestine Authority Autonomous Area*	Sport King	Textiles	47,401.87
Palestine Authority Autonomous Area*	PNA - Ministry of Health	Vaccines And Immunological Products	45,708.00
Palestine Authority Autonomous Area*	International Drug Store Co. L	Antibacterial Drugs	41,804.77

**Major Equipment ordered by Agency during 2005**  
(Orders of USD 30,000 or more)

Agency/Country Procurement	Name of supplier	Description of goods (equipment)	Total Cost (USD)
<b>UNRWA cont.</b>			
Palestine Authority Autonomous Area*	Chempal Co. for General Tradin	Misc.-general Diagnostic Instr.	41,379.27
Palestine Authority Autonomous Area*	Abu Shaban Mech. Engineering Equipment	Equipment Generators, Pumps And	40,428.68
Palestine Authority Autonomous Area*	Muian Hamdouna for General Tra	Cleaning Supplies	40,411.20
Palestine Authority Autonomous Area*	Birzeit Pharmaceutical Company	Antibacterial Drugs	39,900.40
Palestine Authority Autonomous Area*	El-Haj Ishaq Amassi Sons Co.	Misc.-office Equipment	36,115.73
Palestine Authority Autonomous Area*	INTERMED Company	Equipment	35,550.95
Palestine Authority Autonomous Area*	Rayyes El-Meena Plastic Co.	Misc.-domestic(household) Equipment	34,516.34
Palestine Authority Autonomous Area*	Al-GhUSAin Co.	Equipment Heating	34,491.06
Palestine Authority Autonomous Area*	Intermed	Misc.-plumbing Supplies	31,321.30
Palestine Authority Autonomous Area*	Palestinian British Co.	Equipment Ventillation And Aircond.	30,888.00
Sweden	Volvo Truck Corporation	Vehicles	303,384.42
Syria	General Est.For Printed & Txt	Misc. Non-cat. Text Books	225,005.41
Syria	Wafa Syringe Company	Disposable Syringes Needles Cannula	107,466.50
Syria	Software & Peripherals World	Equipment Computer	70,339.80
Syria	Al Ferdous Co for Tech & Trade	Equipment	60,000.00
Syria	Al Fajer Tech. Center (Furnitu	Furniture	46,050.42
Syria	Al-Raed for Office Equipment	Equipment Office	44,520.00
Syria	MAHROKAT (GOVERNMENT)	Benzine	41,279.05
Syria	Ministry of Health, SAR	Vaccines And Immunological Products	39,198.50
Syria	Al Darkashli	Equipment Generators, Pumps And	33,680.77
Syria	Annas AL-Harash Co.	Pulses	32,579.49
Syria	Ibrahim Ahmad Ellou	Equipment Ventillation And Aircond.	31,288.52
Turkey	Arbel Company for Food Exports	Flour	1,433,505.99
Turkey	Doruk Una Deger Katma Gida San	Flour	1,202,070.87
Turkey	Kucukbay Yag ve Deterjan Sana	Oils	1,107,654.00
Turkey	Arbel Co.mpany for Food Exports	Rice	489,858.00
Turkey	Bebek Gida Tur. Petr.	Pulses	482,020.50
Turkey	Memisoglu Tarim Tic.	Pulses	478,928.56
Turkey	Dogan Mahmut Narin Dis. Tic.	Pulses	455,735.50
United Arab Emirates	Gulf Pharmaceutical Industries	Drugs Acting On The Gastro Intestin	868,690.60
United Arab Emirates	Becton Dickinson Int'l	Disposable Syringes Needles Cannula	192,453.00
United Arab Emirates	Gulf Pharmaceutical Industries	Antibacterial Drugs	31,380.00
United Kingdom	Maviga UK Ltd.	Pulses	237,327.75
USA	the Church of Jesus Christ	Misc.-sundry Supplies	865,556.00
USA	the Church of Jesus Christ	Misc. Non-cat. Medical Supplies	774,113.00
USA	AmeriCares	Misc.-surgical Dressings	755,307.12
USA	Hope Haven International Minis	Equipment	77,670.00
<b>WFP</b>			
Afghanistan	N/A	Food	1,957,326.33
Angola	N/A	Food	105,700.00
Argentina	N/A	Food	6,815,833.98
Armenia	N/A	Food	1,295,969.69
Australia	N/A	Food	1,819,820.00
Azerbaijan	N/A	Food	2,245,300.00
Bangladesh	N/A	Food	2,251,733.47
Belgium	N/A	Food	15,667,677.29
Belize	N/A	Food	582,415.82
Benin	N/A	Food	364,441.77
Bhutan	N/A	Food	183,074.54
Bolivia	N/A	Food	954,512.84
Brazil	N/A	Food	1,295,632.71
Bulgaria	N/A	Food	4,995,418.48
Burkina Faso	N/A	Food	1,915,441.39
Cambodia	N/A	Food	2,157,319.54
Cameroon	N/A	Food	557,740.02
Canada	N/A	Food	69,330,679.73
Centr. Afr. Rep.	N/A	Food	97,567.49
China	N/A	Food	26,931,905.00
Colombia	N/A	Food	4,896,370.50
Cote d'Ivoire	N/A	Food	1,433,262.72
Cuba	N/A	Food	2,116,636.42
Czech Republic	N/A	Food	297,000.00
Dem.Rep.Congo	N/A	Food	2,916,132.75
Denmark	N/A	Food	22,246,502.64
Denmark	Bukkehave Ltd	Vehicles/Spare Parts	597,111.63
Denmark	Bukkehave Ltd	Vehicles/Spare Parts	597,111.63
Denmark	Johs. Gram-hanssen Product Ltd	Vehicles/Spare Parts	492,110.00
Denmark	Johs. Gram-hanssen Product Ltd	Vehicles/Spare Parts	155,693.26
Ecuador	N/A	Food	31,868,760.41
Egypt	N/A	Food	665,070.55
El Salvador	N/A	Food	299,570.40

**Major Equipment ordered by Agency during 2005**  
(Orders of USD 30,000 or more)

Agency/Country Procurement	Name of supplier	Description of goods (equipment)	Total Cost (USD)
<b>WFP cont.</b>			
Ethiopia	N/A	Food	42,474,511.28
Finland	Ballistic Protection Burgmann Oy	Safety/Security	68,700.00
France	N/A	Food	6,019,224.37
France	Renault Trucks	Vehicles/Spare Parts	1,319,675.73
France	Manitou Bf Sa	Warehouse Equipment	552,600.00
Germany	Daimler Chrysler Ag	Vehicles/Spare Parts	7,809,136.00
Germany	Daimler Chrysler Ag	Vehicles/Spare Parts	2,878,060.00
Germany	Paul Craemer Gmbh	Warehouse Equipment	868,902.44
Germany	N/A	Food	440,639.23
Ghana	N/A	Food	518,517.35
Gibraltar	Toyota Gibraltar Stockholdings Ltd.	Vehicles/Spare Parts	1,094,790.53
Gibraltar	Toyota Gibraltar Stockholdings Ltd.	Vehicles/Spare Parts	1,011,146.45
Gibraltar	Toyota Gibraltar Stockholdings Ltd.	Vehicles/Spare Parts	812,704.42
Gibraltar	Toyota Gibraltar Stockholdings Ltd.	Vehicles/Spare Parts	362,571.60
Gibraltar	Toyota Gibraltar Stockholdings Ltd.	Vehicles/Spare Parts	315,730.77
Gibraltar	Toyota Gibraltar Stockholdings Ltd.	Vehicles/Spare Parts	179,179.80
Gibraltar	Toyota Gibraltar Stockholdings Ltd.	Vehicles/Spare Parts	147,088.09
Gibraltar	Toyota Gibraltar Stockholdings Ltd.	Vehicles/Spare Parts	114,091.35
Gibraltar	Toyota Gibraltar Stockholdings Ltd.	Vehicles/Spare Parts	102,819.33
Guatemala	N/A	Food	1,743,739.95
Guyana	N/A	Food	42,464.50
Haiti	N/A	Food	87,780.50
Honduras	N/A	Food	6,409,717.10
India	N/A	Food	26,858,170.27
Indonesia	N/A	Food	50,683,157.38
Italy	N/A	Food	22,368,695.30
Italy	Ferrino & Co. S.p.a.	Er Kits	292,000.00
Italy	Zumtobel Staff	Office Equipment	194,103.03
Italy	Sivet S.r.l.	Tc/It	156,438.82
Italy	Edisco Srl	Audio-video Equipment	127,437.69
Italy	Planview Software & Consulting Srl.	Tc/It	100,000.00
Italy	Nobili Arredamenti Srl	Office Furniture	94,922.39
Italy	Sivet S.r.l.	Tc/It	93,895.91
Italy	Racotek	Safety/Security	81,255.12
Italy	Sivet S.r.l.	Tc/It	69,307.19
Italy	Racotek	Safety/Security	67,922.76
Italy	Enterprise Digital Architects Spa	Tc/It	61,831.39
Italy	Herman Miller Italia S.r.l.	Office Furniture	61,583.55
Italy	Herman Miller Italia S.r.l.	Office Furniture	56,635.80
Italy	Sivet S.r.l.	Tc/It	54,825.66
Italy	Knc - Kangaroo Net Company S.p.a.	Tc/It	52,623.21
Italy	Sivet S.r.l.	Tc/It	51,330.51
Italy	Arredamenti Moquette	Office Equipment	48,251.86
Italy	Sivet S.r.l.	Tc/It	46,227.44
Italy	Melucci, Giovanni	Office Furniture	44,786.54
Italy	Sivet S.r.l.	Tc/It	36,487.80
Italy	Sivet S.r.l.	Tc/It	35,570.60
Italy	Fiat Centre Italia S.p.a.	Office Equipment	34,773.63
Italy	Softway Srl	Tc/It	34,330.39
Italy	Sivet S.r.l.	Tc/It	30,725.29
Italy	Sivet S.r.l.	Tc/It	30,147.57
Japan	N/A	Food	17,745,698.65
Japan	Toyota Motor Corporation	Vehicles/Spare Parts	684,544.03
Japan	Toyota Motor Corporation	Vehicles/Spare Parts	109,164.70
Japan	Toyota Motor Corporation	Vehicles/Spare Parts	37,564.71
Jordan	N/A	Food	636,186.00
Kazakhstan	N/A	Food	2,400,667.49
Kenya	N/A	Food	4,247,860.00
Laos	N/A	Food	114,455.90
Lesotho	N/A	Food	3,497,973.56
Malawi	N/A	Food	9,826,466.70
Malaysia	N/A	Food	19,298,745.40
Mali	N/A	Food	3,233,536.02
Mexico	N/A	Food	1,960,397.80
Mozambique	N/A	Food	2,248,838.52
Myanmar	N/A	Food	5,829,839.89
Namibia	N/A	Food	410,206.42
Nepal	N/A	Food	6,529,217.99
Netherlands	N/A	Food	4,439,730.50
Netherlands	Dieselservice Holland B.v.	Vehicles/Spare Parts	322,118.28
Netherlands	Tnt Headoffice Bv	Visibility Items	163,000.00
Netherlands	Santpoort Project Supplies B.v.	Generators	125,988.88
Netherlands	Swets Information Services Bv	Building Services	31,258.68
Nicaragua	N/A	Food	685,761.15
Niger	N/A	Food	216,192.84
Nigeria	N/A	Food	4,426,518.86

**Major Equipment ordered by Agency during 2005**  
(Orders of USD 30,000 or more)

Agency/Country Procurement	Name of supplier	Description of goods (equipment)	Total Cost (USD)
<b>WFP cont.</b>			
Norway	O.b. Wiik As	Prefabricated Structures/Mobile Offices	794,490.48
Norway	O.b. Wiik As	Prefabricated Structures/Mobile Offices	637,642.11
Norway	O.b. Wiik As	Prefabricated Structures/Mobile Offices	430,379.92
Norway	O.b. Wiik As	Prefabricated Structures/Mobile Offices	310,629.10
Norway	O.b. Wiik As	Prefabricated Structures/Mobile Offices	299,548.73
Norway	O.b. Wiik As	Prefabricated Structures/Mobile Offices	174,217.35
Norway	O.b. Wiik As	Prefabricated Structures/Mobile Offices	130,248.07
Norway	O.b. Wiik As	Prefabricated Structures/Mobile Offices	85,015.87
Norway	O.b. Wiik As	Prefabricated Structures/Mobile Offices	64,027.94
Norway	O.b. Wiik As	Prefabricated Structures/Mobile Offices	62,557.43
Pakistan	N/A	Food	16,694,305.51
Palestinian Terr.	N/A	Food	9,758,771.65
Peru	N/A	Food	1,479,037.79
Russian Fed.	N/A	Food	12,632,521.44
Rwanda	N/A	Food	2,765,818.22
Senegal	N/A	Food	2,609,775.18
Singapore	N/A	Food	2,005,584.33
South Africa	N/A	Food	57,525,702.54
South Africa	Ring Rollers (Division Of Dorbyl)	Vehicles/Spare Parts	367,800.00
South Africa	Global Railway Engineering (Pty) Lt	Railway Equipment	345,316.00
South Africa	Timken (Sa)	Railway Equipment	223,855.00
South Africa	Diamond Implements	Port Equipment	50,000.00
Sri Lanka	N/A	Food	11,861,678.87
Sudan	N/A	Food	7,434,244.67
Swaziland	N/A	Food	582,788.58
Syria	N/A	Food	260,162.55
Tanzania	N/A	Food	22,128,962.90
Thailand	N/A	Food	10,419,091.45
Turkey	N/A	Food	32,140,721.24
Uganda	N/A	Food	39,331,302.93
Ukraine	N/A	Food	5,440,932.36
United Arab Em.	N/A	Food	732,600.00
United Arab Em.	Fg Wilson (Engineering) Ltd	Generators	150,468.00
United Kingdom	Mabey & Johnson Ltd.	Bridge Materials	2,760,000.00
United Kingdom	Lockheed Martin Uk Insys Limited	Office/Living Accommodation	1,143,852.53
United Kingdom	Lockheed Martin Uk Insys Limited	Office/Living Accommodation	634,183.01
United Kingdom	Hyster Europe Limited	Port Equipment	373,404.23
United Kingdom	Lockheed Martin Uk Insys Limited	Office/Living Accommodation	369,822.22
United Kingdom	Lockheed Martin Uk Insys Limited	Office/Living Accommodation	271,381.29
United Kingdom	At&T Istel	Tc/lt	249,348.00
United Kingdom	Lockheed Martin Uk Insys Limited	Office/Living Accommodation	221,660.00
United Kingdom	Lockheed Martin Uk Insys Limited	Office/Living Accommodation	199,343.94
United Kingdom	Lockheed Martin Uk Insys Limited	Electrical Equipment	188,392.15
United Kingdom	Stellent Limited	Tc/lt	146,896.06
United Kingdom	Lockheed Martin Uk Insys Limited	Office/Living Accommodation	89,526.79
Uruguay	N/A	Food	644,617.22
USA	N/A	Food	4,371,714.84
USA	Signature Systems, Lic	Landing Equipment	394,278.00
Vietnam	N/A	Food	2,148,268.62
Yemen	N/A	Food	692,446.20
Zambia	N/A	Food	13,584,448.69
Zimbabwe	N/A	Food	1,482,300.00
<b>WMO</b>			
Brazil	Newshop	Servers	203,850.00
Denmark	Dan Office	Workstations	127,640.00
Finland	Vaisala OYJ	Automatic Weather Stations	1,813,910.00
Finland	Vaisala OYJ	Meteorological radiosondes	73,394.00
France	Sagim	Hydrogen Generators	508,520.00
France	Corobor	MSG Ground Receiving System	47,250.00
Germany	Graw Radiosondes GmbH & CO	Upper-air equipment	83,840.00
Germany	Adolf Thies	Meteorological Instruments	39,708.00
Japan	Toyota Motor Corp.	Land Cruiser car	31,810.00
Libyan Arab Jamahiriya	Alcanat Auto Imports	Volvo car	32,020.00
Mexico	Primavera	Software	46,000.00
Russian Federation	Intelcom-Delta	Meteorological telecommunication equipment	51,100.00
South Africa	InterMet	Upper-air equipment	107,460.00
Switzerland	Oracle Software	Licenses	285,350.00
Switzerland	ELS	Office furniture	98,130.00
Switzerland	DELL	Computer equipment	66,670.00

**Major Equipment ordered by Agency during 2005**  
**(Orders of USD 30,000 or more)**

Agency/Country Procurement	Name of supplier	Description of goods (equipment)	Total Cost (USD)
<b>WMO cont.</b>			
United Kingdom	Cambridge University	Publications	54,200.00
USA	Sippican	Meteorological Radiosondes	78,337.00
USA	EN-SCI	Environmental Monitoring Equipment	39,760.00
USA	Sippican	Meteorological Balloons	36,880.00
USA	Planson International Corp.	Software	36,055.00



**Major Subcontracts placed by Agency during 2005**  
(Contracts of USD 30,000 or more)

Agency/Country Procurement	Name of supplier	Description of services	Total Cost (USD)
<b>ECA</b>			
Cameroon	Cembuc Cameroon	Constraction works	111,766.75
Cameroon	Cembuc Cameroon	Constraction works	39,348.00
Canada	Idei INC	Consultancy	35,000.00
Denmark	Phoenix Printing	Prining & Publishing Services	120,480.00
Ethiopia	Saba Engineering	Constraction works	115,935.00
Ethiopia	Vamero	Constraction works	107,346.00
Ethiopia	PGA-Tech plc	Plants/Gardening & Related Services	87,460.00
Ethiopia	Ethiopian Postal	Freight Charges	35,000.00
Ethiopia	Mekete Demissie	Plants/Gardening & Related Services	34,497.00
Finland	Maintenance Repair and Equipment	Kone Corporation	94,091.00
Mexico	Ottomotores DALE	Electro Mechanical works	50,725.00
South Africa	Johnson Controls	Consultancy	41,352.00
Switzerland	SCAN Display	Advertising & Related	176,871.90
Switzerland	United Nation office in GENEVA	Constraction works	75,658.04
Uganda	Inter-University Council For East Africa	Consultancy	32,000.00
United Kingdom	Integrated Power	Electro Mechanical works	36,607.57
<b>ECLAC</b>			
Chile	Central Restaur. Aramark Mult. Ltda	Cleaning Services	197,490.08
Chile	Bash Muebles De Oficina Ltda.	Furniture, Office, Other Than Chairs	151,084.67
Chile	Sonda S.a.	Pc Hardware Maintenance And Support	104,182.27
Chile	Logica S.a.	Pc Hardware Maintenance And Support	89,066.67
Chile	Jardines Y Paisajismo Fray Jorge Sa	General Building Maintenance And Repair N.e.c.	71,756.27
Chile	Dimacofi S.a.	Office Equipment Leasing And Rentals	62,129.63
Chile	Imprenta Salesianos S.a.	Printing Services	54,647.47
Chile	Productora Grafica Andros Ltda.	Printing Services	53,092.53
Chile	Alfabetra Artes Graficas Ltda.	Printing Services	51,495.48
Chile	Chilectra S.a.	Electricity Generation	50,161.70
Chile	Equant Chile S.a.	Compter Related Services N.e.c.	49,897.28
Chile	Imac Ltda.	Building Maintenance And Repair N.e.c.	48,934.51
Chile	Quintec Soluciones Informaticas S.a	Software Application Packages	32,044.17
Chile	Lom Ediciones Ltda.	Printing Services	31,701.72
France	Sodexho Chile S.a.	General Management Services	99,963.43
Trinidad And Tobago	Maritime Life (Caribbean) Limited	Leasing Or Rental Services	174,450.49
Trinidad And Tobago	Citizen Security (1989) Ltd.	Security Services	60,490.00
Trinidad And Tobago	Carib-link Ltd.	Communications	45,098.04
USA	Xerox De Chile S.a.	Data Processing Services	130,913.98
USA	3m Innovative Properties Company	Security Installations Maintenance And Repair	39,303.00
<b>ESCAP</b>			
Republic Of Korea	Korea Rural Economic Institute	Organize training & provide advisory services on Saemaul Undong methodology.	180,000.00
Singapore	International Trade Institution Of Singapore Pte. Ltd.	Trade facilitation advisory services on e-commerce, training & workshops	182,000.00
Singapore	International Trade Institution Of Singapore Pte. Ltd.	Trade facilitation advisory services on e-commerce, training & workshops	78,000.00
Thailand	Corporate Protective Solutions	Services to review existing CCTV surveillance systems & prepare design/specs	56,513.62
Thailand	Armorgroup (Asia Pacific) Co., Ltd.	Training, others	41,706.01
Thailand	Meinhardt (Thailand) Ltd.	Electrical system maintenance	34,942.29
Thailand	Rmjim (Thailand) Ltd.	Contracts, building maintenance service	34,063.28
Thailand	Deloitte Touche Tohmatsu Jaiyos Co., Ltd.	To provide report performance audit of the current travel agency, review of current operation	33,567.46
Thailand	Rmjim (Thailand) Ltd.	Architectural & engineering service	32,116.80
<b>ESCWA</b>			
Lebanon	Solidere	Operation and maintenance services at UN-House	270,324.00
Lebanon	Assiyana SARL	Provision of cleaning and gardening 1/1-31/8/05	112,442.00
Lebanon	Computer information Systems	maintenance of IT Equipment	73,523.00
Lebanon	Assiyana SARL	Provision of cleaning and gardening 1/9-31/8/06	56,221.00
Lebanon	Arabian Civil Works co.	Improvement and Reinforcement of the sand bag wall	46,714.00
Lebanon	Inconet data Management (IDM)	Internet Services	42,571.62
Lebanon	Arabian Civil Works co.	Construction of protective sand bag wall	36,242.24
Lebanon	Beirut Express	Shipment of IT Equipment to 4 Universities in Iraq	34,479.68
<b>FAO</b>			
Afghanistan	The New Baghlan Sugar Company Ltd	Specialized Farm Extension, Mechanization And Agricultural Input Provision Services	474,464.00
Austria	International Atomic Energy Agency laea	Commitment To Un Agency laea For Expenses Incurred On Behalf Of Joint Division Age In 200	215,530.00
Belgium	Hewitt Associates	Actuarial Review After-service Median Coverage Scheme At 31 December 2005	167,000.00
Belgium	Sita (Office In France)	Global Telecoms Service (Voice/Data Traffic)	1,515,000.00
Bosnia and Herzegovina	Doo Bc-gradnja	Fish Hatchery Construction In Bosanska Krupa, Bosnia And Herzegovina	457,444.00
Brazil	Deloitte Et Touche	Local Auditing Services For Faor Brazil	30,000.00
Congo, The Democratic Republi	Entrecoza Sprl	Appui À La Sécurité Alimentaire De 95 000 Ménages Agricoles Des Provinces Du Kivu	32,243.00
Congo, The Democratic Republi	Socodet	Appui À La Sécurité Alimentaire De 95000 Ménages Agricoles Des Provinces Du Kivu - Rk	43,861.00
Czech Republic	Sigmainvest Ltd	Manufacture, Supply, Installation, Testing And Commissioning Of Equipment	5,980,426.00
Egypt	Geoscience Research Center	Development Of An Information Management System For Rangeland Management	79,020.00
Equatorial Guinea	Moc (Moderna Construcccion)	Local Contract With Moc For The Construction Of Office Security Fence In Fao Eqg	54,566.36
Finland	Ekokem Oy Ab	Clean-up Pesticide Stocks From Over 400 Affected Sites	497,247.50
France	Cnes - Centre National D'etudes Spatiales	Data Collection/Transmission System For Countries Affected By Desert Locusts	33,229.31
France	Procoptere Aviation	Desert Locust Sprying Operations In Niger	1,468,000.00
France	Trans Helicoptere Service	Desert Locust Survey And Spraying Operations In Mauritania And Chad	1,718,500.00
France	Tredi Sa	Disposal Of Obsolete Pesticides In Gao, Mali	191,070.00
Ghana	Jobeak Company Ltd	Rehabilitation And Conversion Of Mofa Warehouse Into Tomato Processing Promotion Centre	70,000.00
Grenada	Collaborative Design & Consultancy Grouping Ltd	Rehabilitation Of Mirabeau Plant Propogation Station	416,427.41
Grenada	Symbiosis	Rehabilitation Of Fishermen Lockers In Grenada	137,448.71

**Major Subcontracts placed by Agency during 2005**  
(Contracts of USD 30,000 or more)

Agency/Country Procurement	Name of supplier	Description of services	Total Cost (USD)
<b>FAO cont.</b>			
Hungary	Euragro Agricult Development,Consulting & Training	Contract With Euragro - 18/8 Till 19/11/2005	46,900.00
Indonesia	Lsm Bina Aneuk Nanggroe	Construction Of Boatbuilding Facilities In Indonesia With Ngo Lsm Bina Aneuk Nanggroe	49,002.54
Indonesia	Mita Ileumee	Construction Of Boatbuilding Facilities And Traditional Achense Fishing Vessels In Indonesia	42,751.68
Indonesia	Yayasan Airo	Construction Of Boatbuilding Facilities With Ngo Yayasan Airo	43,462.63
Indonesia	Yayasan Lembaga Ekonomi Pengempangan Pesesir	For The Construction Of Boatbuilding Facilities And Building Of Traditional Achense Fishing Ve	30,473.68
Indonesia	Yayasan Pelang - Simeuele	Construction Of Boatbuilding Facilities And Building Of Traditional Achense Fishing Vessels	30,437.28
Iraq	Al-hadi Engineering Co (Ltd)	Remodelling Of Existing Hilla-hashimia Drain In Iraq	1,951,031.04
Iraq	Dizayee Company	Construction & Rehabilitation Of Hiran Irrigation Project - Erbil Governorate-iraq	216,546.00
Italy	Puli-coop Scarl	Cleaning, Porter, Gardening And Transport Services	4,948,620.24
Italy	Oracle Software (Switzerland) Gmbh	Oracle Olsa-un Umbrella Agreement	1,585,814.00
Italy	Vodafone Omnitel N.v.	Mobile Telephony Services	1,009,530.45
Italy	Rinaldi Rinaldo Spa	International Courier And Diplomatic Pouch Services	900,924.60
Italy	Soflab Spa	Systems Development Assistance	895,249.22
Italy	Ocs Italia Srl	Handling Of The Organizations Mail And Distribution Services	637,092.42
Italy	Accenture	Human Resources/Payroll Business Process Improvements	562,677.89
Italy	Gruppo Psc Spa	Ordinary Maintenance Works	540,366.27
Italy	Sda Logistica Srl	Handling Of The Organization's Publications	507,787.24
Italy	Siram Spa	Running And Maintenance Of A/C And Heating Plants	493,902.50
Italy	Dhl International Srl	International Courier And Diplomatic Pouch Services	474,028.21
Italy	Colt Telecom Spa	Long Distance Telephone Calls - Least Cost Routing	420,042.13
Italy	Scc Spa	Microsoft Licenses For Apr-dec 2005	327,723.10
Italy	Getronics Solutions Italia Spa	Contract No. Hrms Legal Framework (Phase I)	309,143.67
Italy	Xerox Noleggi Spa	Installation And Renting Of Digital Duplicators In Internal Printing	253,594.77
Italy	Xerox Spa	Rental Of Duplicating System	251,320.62
Italy	Filenet Italy Srl	Filenet Software Licenses And Support	243,145.89
Italy	Hewlett Packard Italiana Spa	Hardware Maintenance Services For Fao Computer Equipment	242,490.50
Italy	Enterprise Digital Architects Spa	Supply Installation Commissioning & Maintenance Of Pabx System At Headquarters	198,150.59
Italy	Oracle Italia Srl	Umbrella Contract For Oracle Consultancy Services	185,569.51
Italy	Mitsa Srl	Water Treatment Of Heating/Cooling Systems And Disinfection Of Air-conditioning Systems	179,938.76
Italy	Ati Sdi Srl - Italia Grandi Eventi Srl	Rental Of Temporary Structure For Gilb Staff	142,994.73
Italy	Poste Italiane Spa- Sede Lazio	Telex Service - Poste Italiane	129,807.69
Italy	Proge Software Srl	Help Desk Assistance For Hq	129,411.77
Italy	Gfi Ois Spa	Assistance In The Development And Maintenance Of The Computer And Communications Infra-	122,318.01
Italy	Kone Spa	Maintenance Of Lifts	121,027.21
Italy	Wind Telecomunicazioni Spa	Long Distance Telephone Calls - Least Cost Routing	100,661.16
Italy	Vishal Information Technologies Ltd	Scanning And Conversion Activities For The Organization (English, French & Spanish)	94,500.00
Italy	Microsoft Srl	Microsoft Alliance Premium Support	90,000.00
Italy	United Nations System Staff College (Unssc)	Procurement Learning Programme For Fao	84,000.00
Italy	Albacom Spa	Internet Connectivity Services	72,982.46
Italy	Distributex Srl	Regeneration Of Empty Toner Cartridges	65,359.48
Italy	Bludis Srl	Computer Training For Fao End Users	64,052.29
Italy	Cofathec Servizi Spa	Maintenance Of Electrical Systems	63,425.59
Italy	Sas Institute Srl	Rental And Maintenance Of Sas Products 2006	48,432.75
Italy	Telespazio Spa	Telespazio - Headquarters/Raf Vsat Telecommunications Link	43,560.00
Italy	Interoute Spa	Fao Internet Connectivity Services	38,823.53
Italy	Scarpellini Ivo	Maintenance Of Catering (Bars And Kitchen) And Commissary Equipment	38,679.00
Italy	Ibm Italia Spa	Disaster Recovery Services Ii	37,390.21
Italy	Computer Associates Spa	Purchase And Maintenance Of An Unicentre Serviceplus Service Desk	35,967.55
Italy	De Besi - Di Giacomo Spa	Computer Insurance	34,453.95
Italy	Canon Italia Spa	Purchasing And Maintenance Of High Speed Color Duplicator	30,823.53
Italy	World Food Programme	Fao Contribution To Jffis Project In Mozambique	30,433.00
Jordan	Consolidated Consultants Engineering & Environment	Provision Of Consultancy And Supervision Services In Iraq	226,900.00
Kenya	Webdiscount Technologies	Computerized Business Information System For Dairy Cooperatives In Kenya	38,000.00
Lao People's Democratic Rep.	Agri-promotion And Construction Co (Apc)	Agri-promotion And Construction Company-gcsp/Lao/011/Jpn	72,196.87
Lao People's Democratic Rep.	Houng Heuang Panya Construction Company	Construction Of The Irrigation Infrastructures In Luangnamtha Province.	73,664.95
Luxembourg	Cae Aviation Sarl	Desert Locust Survey And Spraying Operations In Senegal	601,020.00
Mauritania	Covec	Traux De Réhabilitation Du Périmètre De Tendegha Femmes	602,781.55
Mauritania	Uncacem	Agreement With Uncacem Within The Framework Of Proj.uti/Mau/024/Mau	117,306.00
Netherlands	Meteo Consult Bv	Enhancement Of Use Of Weather Information For Desert Locust Early Warning And Forecasting	255,884.00
Nigeria	Enplan Group	Consultancy Services	79,870.00
Nigeria	Ernst And Young	Local Audit Of The Nigeria Fao Representation And Nigeria Uff Project	81,920.95
San Marino	Kamak Sa	Fornitura Di Materiale Di Cancelleria	587,599.55
Sri Lanka	Ceynor Foundation Limited	Repairs Of Fishing Boats And Engines In Sri Lanka	625,412.00
Sweden	Mysql Ab	Training/Mentoring/Migration	35,294.12
Switzerland	Icc	Provision Of Mainframe Service (Os/390 Environment)	856,288.00
Switzerland	Kpmg Fides	Fao Human Resources/Payroll Project Quality Assurance	130,000.00
Switzerland	Mci Communications Switzerland Ag	Dedicated Tcp/Ip Connection Between Fao Hq And Fao Premises In Bangkok	47,520.00
Switzerland	World Health Organization - Who	Donor Agreement Between Fao And Who	393,449.61
Tunisia	Enatrap	Travaux De Renforcement Et Revêtement	110,209.92
Tunisia	Entreprise Yahyaoui Boubaker	Création Du Périmètre Irrigué De Dachret Kharrouba,Gouvernorat De Siliana	212,937.05
Tunisia	Societe De Travaux Hydrauliques Et Routes Kairouan	Travaux D'aménagement Et D'amélioration	225,714.29
Tunisia	Soit - Societe El Oukhoua Infrastructure Travaux	Travaux D'aménagement De La Piste Agricole Ain Gsab, Délégation De Fahs	113,527.56
United Kingdom	Institute For Animal Health	World Reference Laboratory For Morbilliviruses	61,000.00
United Kingdom	Marsh Uk Ltd	Third Party Legal Liability Insurance (Premises/Vehicles)	134,139.26
United Kingdom	Oxford Psychologist Press	Management Development Learning Programme	38,000.00
United Kingdom	Sapientia Consulting Ltd	Moving Empres-i Into A Portal Structure	30,077.82
USA	Georgia Technology Research Corporation	Consolidation Of Nile Decision Support Tool, Entebbe, Uganda	150,000.00
USA	Hugh Wood Inc	Cargo Insurance	160,000.00
USA	Pointe Technologies, Inc	Atlas Travel System Maintenance	70,200.00
USA	Purdue University	Membership Agreement For Purdue University - The Global Trade Analysis Consortium	35,000.00
USA	United Nations	Reimbursement To Dpi/Dh Library	41,132.84

**Major Subcontracts placed by Agency during 2005**  
(Contracts of USD 30,000 or more)

Agency/Country Procurement	Name of supplier	Description of services	Total Cost (USD)
<b>IAEA</b>			
Argentina	Asesoramiento Tecnológico Srl	Services, Construction	49,800.00
Austria	Capgemini Consulting Österreich Ag	System design and development	5,845,361.36
Austria	Angewandte Wissenschaft	Technical assistance and advisory services	755,049.12
Austria	Computer Associates Int'l Ges.m.b.h.	Project management software	411,942.10
Austria	Software Ag	Hardware and/or software maintenance and repair	282,742.26
Austria	American Express Bank Ltd.	Travel agencies	266,971.05
Austria	Druma	Printing equipment lease	229,904.60
Austria	Nr Neue Raumpflege Ges.m.b.h. & Co.kg	Cleaning services	219,956.09
Austria	Capgemini Consulting Österreich Ag	Technical assistance and advisory services	212,046.78
Austria	Capgemini Consulting Österreich Ag	Computer programming	191,413.47
Austria	T-systems Dss Gmbh & Co Kg	Hardware and/or software maintenance and repair	179,003.88
Austria	Xerox Austria Gmbh	Office equipment leasing and rentals	163,424.12
Austria	S&T Austria Gmbh	Hardware and/or software maintenance and repair	158,702.44
Austria	Sita	Software licenses	158,076.92
Austria	Angewandte Wissenschaft	Computer programming	143,373.94
Austria	Software Ag	Vendor-specific software support and maintenance	129,366.11
Austria	Open Text Gmbh - Ixos Software	Technical assistance and advisory services	123,076.92
Austria	Ibm Österreich Gmbh	Operating systems, network	118,100.89
Austria	Druma	Printing equipment lease	111,707.04
Austria	Etel Austria Ag	Data transmission networks	98,541.18
Austria	Acp Computer Handels Gmbh	Software installation	94,089.26
Austria	Österreichisches Gallup-institut	Technical assistance and advisory services	81,373.84
Austria	Computer Associates Int'l Ges.m.b.h.	Hardware and/or software maintenance and repair	80,481.05
Austria	Xerox Austria Gmbh	Printing equipment maintenance and repair	78,241.25
Austria	Ibm Österreich Gmbh	Hardware and/or software maintenance and repair	73,860.34
Austria	Ing. Josef Schaffer	Technical assistance and advisory services	71,951.22
Austria	Gartner Group Ltd.	Technical assistance and advisory services	69,963.81
Austria	Oce Österreich Ges.m.b.h.	Leasing or rental services	67,997.66
Austria	Unisys Österreich Ges.m.b.h.	Hardware and/or software maintenance and repair	65,944.52
Austria	Management Resource Centre	Specialised management training	64,202.33
Austria	System Objekt Schutz Gmbh	Office security equipment	57,534.96
Austria	Csi - Communication Skills International	Specialised management training	53,816.30
Austria	T-systems Dss Gmbh & Co Kg	Vendor-specific software support and maintenance	47,963.35
Austria	Nuclear Engineering Seibersdorf Gmbh	Disposal of radioactive material	42,073.17
Austria	Wolfgang Ziegler & Partner Gmbh	Computer training	40,235.29
Austria	vellio-vellin	Hardware and/or software maintenance and repair	38,000.00
Austria	Cargo Partner Ag	Services, Transportation	37,347.63
Austria	Ibm Österreich Gmbh	Hardware and/or software maintenance and repair	36,448.78
Austria	Xerox Austria Gmbh	Printing equipment rental	35,347.52
Austria	Reiter's Supreme Hotel	Residence rental	32,341.46
Austria	Danka Austria Gmbh	Photocopiers, medium volume (10,000 - 30,000 copies/month)	31,707.32
Austria	At&Tglobal Network Services Austria Gmbh	Telecommunications computer applications	30,658.13
Austria	Hotel Schneeberghof	Hotels	30,053.18
Belarus	Joint Inst. For Power & Nuclear Research	Technical assistance and advisory services	119,218.00
Belgium	Xeikon International Nv	Office technology equipment rental	481,806.78
Belgium	Belgium Nuclear Centre	Radioactive material recovery	182,926.83
Canada	Canadian Nuclear Safety Commission	Sealing machines	149,145.30
Canada	Canadian Nuclear Safety Commission	Installation of machinery and equipment	142,961.29
Canada	Canadian Nuclear Safety Commission	Surveillance/control systems, other	68,376.07
Czech Republic	Cez A.s.	Safety training	73,718.35
Czech Republic	Nuclear Research Institute Rez Plc	Services, Testing	68,000.00
Czech Republic	Nuclear Research Institute Rez Plc	Services, Feasibility Studies	63,600.00
Czech Republic	Nuclear Research Institute Rez Plc	Services, Technical	60,000.00
Czech Republic	Nuclear Research Institute Rez Plc	Services, Feasibility Studies	40,000.00
Czech Republic	Nuclear Research Institute Rez Plc	Services, Feasibility Studies	30,100.00
Czech Republic	Nuclear Research Institute Rez Plc	Services, Feasibility Studies	30,000.00
France	Euriware Sa	Software application packages	947,494.12
France	Euriware Sa	Databases	247,588.24
France	International Agency For Research	Computer programming	150,000.00
France	Stilo Sari	Publishing services	54,600.00
Germany	Microstrategy Gmbh	Software licenses	296,491.23
Germany	Dr. Neumann Beratungsbüro	Surveillance/control systems, other	216,329.41
Germany	Dr. Neumann Beratungsbüro	Technical assistance and advisory services	80,082.35
Germany	Open Text Gmbh	Software licenses	64,117.65
Germany	Microstrategy Gmbh	Vendor-specific software support and maintenance	54,894.74
Germany	Verity Deutschland Gmbh	Software licenses	52,941.18
Germany	Kernkraftwerke Lippe-ems Gmbh	Surveillance cameras and accessories	49,879.81
Germany	Open Text Gmbh - Ixos Software	Vendor-specific software support and maintenance	48,467.84
Germany	Prosoft Krippner Gmbh	Printing services, Other	48,169.91
Germany	Prosoft Krippner Gmbh	Information transfer	48,105.88
Germany	Open Text Gmbh	Technical assistance and advisory services	46,692.61
Germany	Uba Unternehmensberatung Gmbh	Technical assistance and advisory services	44,210.12
Germany	Open Text Gmbh	Vendor-specific software support and maintenance	43,072.29
Germany	European Commission	Nuclear materials analysis	40,000.00
Hungary	Kfki Atomic Energy Research Institute	Services, Technical	46,523.08
Hungary	Mediso Medical Equipment Development And Service Ltd.	Services, Construction	34,965.00
India	Datamatics Ltd.	Technical assistance and advisory services	643,274.85
India	Datamatics Ltd.	Computer programming	310,400.00
Israel	Arava Development Co. Ltd.	Services, Transportation	44,385.60
Israel	Arava Development Co. Ltd.	Services, Transportation	40,490.00
Italy	Eurimage S.p.a	Satellite imagery	106,702.00
Japan	Ishikawajima-harima Heavy Industries Co.	Installation of machinery and equipment	241,739.13
Japan	Nihon Kaba K.k.	Security system installation	47,945.04
Japan	Kurhalant Co., Limited	Electrical/mechanical installation work	42,913.04
Japan	Mitsubishi Materials Techno Corporation	System design and development	39,327.73
Lithuania	Uab "Eugensa"	Installation of machinery and equipment	45,576.25
Monaco	S.a.m. - A.r.e.a.	Security services	164,638.82
Netherlands	Atos Consulting Nv	Feasibility studies	503,992.24
Netherlands	Xeikon International Nv	Printing equipment lease	47,058.82
Philippines	Construction And Drilling Specialist, Inc.	Services, Testing	70,847.53

**Major Subcontracts placed by Agency during 2005**  
(Contracts of USD 30,000 or more)

Agency/Country Procurement	Name of supplier	Description of services	Total Cost (USD)
<b>IAEA cont.</b>			
Romania	Gmb Computers Srl	Installation of machinery and equipment	63,212.70
Russian Federation	Research And Development Company Sosny Plc	Services, Technical	410,000.00
Russian Federation	Fsue "Sri Sia "Luch"	Services, Technical	349,440.00
Russian Federation	Federal State Unitary Enterprise	Waste disposal in the ground	186,016.50
Russian Federation	V.g. Khlopin Radium Institute	Nuclear materials analysis	120,000.00
Russian Federation	Federal State Unitary Enterprise	Technical assistance and advisory services	117,100.00
Russian Federation	Interdom Corp.	Services, Technical	74,000.00
Russian Federation	Laboratory For Microparticle Analysis	Nuclear materials analysis	65,000.00
Russian Federation	Ministry Of Atomic Energy	Nuclear materials analysis	30,000.00
Serbia And Montenegro	Informatika Industrial Control Systems	Services, Technical	59,639.70
Serbia And Montenegro	Vinca Institute Of Nuclear Sciences	Services, Feasibility Studies	45,500.00
Serbia And Montenegro	Vinca Institute Of Nuclear Sciences	Services, Feasibility Studies	40,250.00
Serbia And Montenegro	Vinca Institute Of Nuclear Sciences	Services, Feasibility Studies	40,000.00
Slovakia	Vuje Trnava Inc.	Services, Feasibility Studies	49,000.00
Slovenia	Iedc - Bled School Of Management	Services, Training	55,006.03
South Africa	Nuclear Energy Corp. Of South Africa	Radioactive material recovery	358,000.00
Spain	Colegio Oficial De Fisicos De España	Project identification, preparation and evaluation	57,740.38
Switzerland	Xinexus Nuclear Ag	Software application packages	151,694.92
Switzerland	Convera Ges.m.b.h.	Project management software	149,250.00
Switzerland	Convera Ges.m.b.h.	Hardware and/or software maintenance and repair	56,241.91
Syrian Arab Republic	Atomic Energy Commission Of Syria	Translation	38,500.00
Ukraine	South Ukrainian Nuclear Power Plant	Installation of machinery and equipment	90,000.00
Ukraine	Zaporozhe Npp	Installation of machinery and equipment	69,424.70
Ukraine	Knrmu-epm Ltd.	Installation of machinery and equipment	59,967.00
Ukraine	United Nations Development Programme	General management services	50,000.00
Ukraine	Khmelnitsky Nuclear Power Plant	Installation of machinery and equipment	39,314.00
United Kingdom	British Nuclear Fuels Instruments Plc	Computer programming	408,495.70
United Kingdom	Learning Tree International Ltd.	Computer training	271,604.94
United Kingdom	Itp Limited	Computer training	117,830.69
United Kingdom	Agresso Ltd.	Hardware and/or software maintenance and repair	67,300.68
United Kingdom	Netsec Limited	Technical assistance and advisory services	67,099.42
United Kingdom	Itp Limited	Specialised management training	63,843.42
United Kingdom	Fox It Ltd.	Technical assistance and advisory services	62,243.90
United Kingdom	Catalyst Event Management Limited	Specialised management training	39,810.71
United Kingdom	British Nuclear Fuels Instruments Plc	Payment	39,711.19
United Kingdom	Agresso Ltd.	Accounting systems and methods	37,950.72
United Kingdom	United Kingdom Atomic Energy Authority	Nuclear materials analysis	35,000.00
USA	Space Imaging	Software application packages	1,700,000.00
USA	Acp Computer Handels Gmbh	Computer systems, special purpose other	1,127,364.71
USA	Capgemini Consulting Österreich Ag	Computer systems, special purpose other	1,031,123.32
USA	Aquila Technologies Group, Inc.	Software application packages	348,895.00
USA	Inxight Software, Inc.	PC software, general	325,000.00
USA	Air Force Technical Applications Center	Nuclear materials analysis	300,000.00
USA	Aquila Technologies Group, Inc.	Technical assistance and advisory services	285,544.92
USA	Aquila Technologies Group, Inc.	Monitoring equipment	202,800.00
USA	Aquila Technologies Group, Inc.	Surveillance/control systems, other	148,647.00
USA	Stat-a-matrix Inc.	Non-technical vocational training	106,685.00
USA	Aquila Technologies Group, Inc.	Surveillance/control systems	100,760.00
USA	Ut-battelle, Llc	Nuclear materials analysis	100,000.00
USA	Ibm Österreich Gmbh	Technical assistance and advisory services	60,420.73
USA	Aquila Technologies Group, Inc.	Vendor-specific software support and maintenance	60,000.00
USA	Construx Software	Computer programming	55,000.00
USA	Battelle Pacific Northwest Division	Services, Feasibility Studies	51,939.00
USA	Avery Dennison - Iapd	Technical assistance and advisory services	50,050.00
USA	Nfs-radiation Protection Systems, Inc.	Services, Research Vessel Hiring	48,475.00
USA	Nfs-radiation Protection Systems, Inc.	Services, Technical	48,460.00
USA	Hoffman & Hoffman Public Relations	Press	40,000.00
USA	Hoffman & Hoffman Public Relations	Publishing services	40,000.00
USA	Pointe Technologies	Hardware and/or software maintenance and repair	36,000.00
<b>IAPSO</b>			
Australia	Codan Limited	Insurance	176,590.62
Australia	Codan Limited	Insurance	99,152.29
Australia	Codan Limited	Insurance	70,324.04
Australia	Codan Limited	Insurance	58,421.04
Australia	Codan Limited	Insurance	42,343.94
Australia	Codan Limited	Insurance	40,371.11
Australia	Codan Limited	Insurance	39,499.88
Australia	Codan Limited	Insurance	38,178.98
Australia	Codan Limited	Insurance	36,473.27
Australia	Codan Limited	Insurance	30,028.94
Canada	Code Incorporated	Insurance	30,382.93
Canada	Code Incorporated	Insurance	30,289.03
Denmark	Mahe (Kastrup, Denmark)	Freight	1,000,620.00
Denmark	Mahe (Kastrup, Denmark)	Freight	855,560.70
Denmark	Mahe (Kastrup, Denmark)	Freight	591,511.39
Denmark	Kuehne & Nagel (Denmark)	Freight	453,444.60
Denmark	Kuehne & Nagel (Denmark)	Freight	254,457.57
Denmark	Mahe (Kastrup, Denmark)	Freight	201,936.82
Denmark	Kuehne & Nagel (Denmark)	Freight	173,438.06
Denmark	Mahe (Kastrup, Denmark)	Freight	158,896.60
Denmark	Kuehne & Nagel (Denmark)	Freight	154,402.35
Denmark	Mahe (Kastrup, Denmark)	Freight	153,729.24
Denmark	Kuehne & Nagel (Denmark)	Freight	145,063.60
Denmark	Kuehne & Nagel (Denmark)	Freight	142,754.29
Denmark	Kuehne & Nagel (Denmark)	Freight	125,345.72
Denmark	Kuehne & Nagel (Denmark)	Freight	120,840.48
Denmark	Mahe (Kastrup, Denmark)	Freight	115,415.87
Denmark	Kuehne & Nagel (Denmark)	Freight	113,681.71
Denmark	Kuehne & Nagel (Denmark)	Freight	113,607.48
Denmark	Kuehne & Nagel (Denmark)	Freight	104,305.36
Denmark	Kuehne & Nagel (Denmark)	Freight	102,878.51
Denmark	Kuehne & Nagel (Denmark)	Freight	100,153.51
Denmark	Kuehne & Nagel (Denmark)	Freight	99,492.10
Denmark	Mahe (Kastrup, Denmark)	Freight	99,430.38

**Major Subcontracts placed by Agency during 2005**  
(Contracts of USD 30,000 or more)

Agency/Country Procurement	Name of supplier	Description of services	Total Cost (USD)
<b>IAPSO cont.</b>			
Denmark	Kuehne & Nagel (Denmark)	Freight	98,062.89
Denmark	Kuehne & Nagel (Denmark)	Freight	91,666.81
Denmark	Mahe (Kastrup, Denmark)	Freight	86,958.77
Denmark	Kuehne & Nagel (Denmark)	Freight	86,003.71
Denmark	Kuehne & Nagel (Denmark)	Freight	85,794.63
Denmark	Mahe (Kastrup, Denmark)	Freight	85,402.01
Denmark	Kuehne & Nagel (Denmark)	Freight	84,874.35
Denmark	Kuehne & Nagel (Denmark)	Freight	84,802.41
Denmark	Kuehne & Nagel (Denmark)	Freight	84,587.71
Denmark	Kuehne & Nagel (Denmark)	Freight	83,430.00
Denmark	Kuehne & Nagel (Denmark)	Freight	83,124.31
Denmark	Kuehne & Nagel (Denmark)	Freight	82,124.47
Denmark	Kuehne & Nagel (Denmark)	Freight	81,871.82
Denmark	Mahe (Kastrup, Denmark)	Freight	79,407.61
Denmark	Kuehne & Nagel (Denmark)	Freight	78,181.72
Denmark	Mahe (Kastrup, Denmark)	Freight	76,719.30
Denmark	Mahe (Kastrup, Denmark)	Freight	76,209.17
Denmark	Kuehne & Nagel (Denmark)	Freight	76,148.29
Denmark	Mahe (Kastrup, Denmark)	Freight	74,746.14
Denmark	Kuehne & Nagel (Denmark)	Freight	72,690.44
Denmark	Mahe (Kastrup, Denmark)	Freight	70,621.60
Denmark	Kuehne & Nagel (Denmark)	Freight	70,417.46
Denmark	Kuehne & Nagel (Denmark)	Freight	69,785.54
Denmark	Mahe (Kastrup, Denmark)	Freight	68,389.55
Denmark	Kuehne & Nagel (Denmark)	Freight	66,301.16
Denmark	Kuehne & Nagel (Denmark)	Freight	64,861.35
Denmark	Mahe (Kastrup, Denmark)	Freight	63,986.99
Denmark	Mahe (Kastrup, Denmark)	Freight	61,533.56
Denmark	Kuehne & Nagel (Denmark)	Freight	58,695.21
Denmark	Kuehne & Nagel (Denmark)	Freight	58,584.42
Denmark	Mahe (Kastrup, Denmark)	Freight	58,262.82
Denmark	Mahe Freight (Billund)	Freight	56,687.44
Denmark	Kuehne & Nagel (Denmark)	Freight	56,585.30
Denmark	Mahe (Kastrup, Denmark)	Freight	55,794.60
Denmark	Kuehne & Nagel (Denmark)	Freight	55,626.65
Denmark	Mahe (Kastrup, Denmark)	Freight	55,313.36
Denmark	Mahe (Kastrup, Denmark)	Freight	54,426.38
Denmark	Kuehne & Nagel (Denmark)	Freight	53,230.91
Denmark	Mahe (Kastrup, Denmark)	Freight	51,875.00
Denmark	Kuehne & Nagel (Denmark)	Freight	51,359.37
Denmark	Kuehne & Nagel (Denmark)	Freight	51,298.63
Denmark	Kuehne & Nagel (Denmark)	Freight	50,980.83
Denmark	Kuehne & Nagel (Denmark)	Freight	49,759.11
Denmark	Mahe (Kastrup, Denmark)	Freight	49,374.98
Denmark	Mahe (Kastrup, Denmark)	Freight	49,296.58
Denmark	Kuehne & Nagel (Denmark)	Freight	48,851.66
Denmark	Mahe (Kastrup, Denmark)	Freight	48,304.72
Denmark	Kuehne & Nagel (Denmark)	Freight	48,234.41
Denmark	Kuehne & Nagel (Denmark)	Freight	47,401.02
Denmark	Kuehne & Nagel (Denmark)	Freight	47,401.02
Denmark	Kuehne & Nagel (Denmark)	Freight	46,989.98
Denmark	Mahe (Kastrup, Denmark)	Freight	46,741.25
Denmark	Mahe (Kastrup, Denmark)	Freight	46,412.86
Denmark	Kuehne & Nagel (Denmark)	Freight	46,217.23
Denmark	Mahe (Kastrup, Denmark)	Freight	45,989.42
Denmark	Kuehne & Nagel (Denmark)	Freight	45,736.32
Denmark	Kuehne & Nagel (Denmark)	Freight	45,658.22
Denmark	Kuehne & Nagel (Denmark)	Freight	45,556.26
Denmark	Kuehne & Nagel (Denmark)	Freight	45,508.29
Denmark	Kuehne & Nagel (Denmark)	Freight	45,041.96
Denmark	Kuehne & Nagel (Denmark)	Freight	44,883.19
Denmark	Kuehne & Nagel (Denmark)	Freight	44,728.29
Denmark	Kuehne & Nagel (Denmark)	Freight	44,727.44
Denmark	Kuehne & Nagel (Denmark)	Freight	44,686.24
Denmark	Kuehne & Nagel (Denmark)	Freight	44,498.97
Denmark	Kuehne & Nagel (Denmark)	Freight	43,602.11
Denmark	Mahe (Kastrup, Denmark)	Freight	43,588.65
Denmark	Kuehne & Nagel (Denmark)	Freight	43,332.97
Denmark	Mahe (Kastrup, Denmark)	Freight	43,288.01
Denmark	Kuehne & Nagel (Denmark)	Freight	42,773.88
Denmark	Kuehne & Nagel (Denmark)	Freight	42,657.20
Denmark	Kuehne & Nagel (Denmark)	Freight	42,026.25
Denmark	Kuehne & Nagel (Denmark)	Freight	41,739.28
Denmark	Mahe (Kastrup, Denmark)	Freight	41,411.51
Denmark	Mahe (Kastrup, Denmark)	Freight	41,218.84
Denmark	Mahe (Kastrup, Denmark)	Freight	40,578.61
Denmark	Kuehne & Nagel (Denmark)	Freight	38,501.27
Denmark	Kuehne & Nagel (Denmark)	Freight	38,213.41
Denmark	Kuehne & Nagel (Denmark)	Freight	37,720.70
Denmark	Mahe (Kastrup, Denmark)	Freight	37,549.08
Denmark	Kuehne & Nagel (Denmark)	Freight	37,300.31
Denmark	Mahe (Kastrup, Denmark)	Freight	36,960.49
Denmark	Kuehne & Nagel (Denmark)	Freight	36,856.58
Denmark	Kuehne & Nagel (Denmark)	Freight	36,805.23
Denmark	Kuehne & Nagel (Denmark)	Freight	36,604.71
Denmark	Kuehne & Nagel (Denmark)	Freight	36,204.77
Denmark	Kuehne & Nagel (Denmark)	Freight	34,863.62
Denmark	Kuehne & Nagel (Denmark)	Freight	34,787.64
Denmark	Kuehne & Nagel (Denmark)	Freight	34,387.47
Denmark	Mahe Freight (Billund)	Freight	32,735.08
Denmark	Kuehne & Nagel (Denmark)	Freight	32,631.08
Denmark	Kuehne & Nagel (Denmark)	Freight	32,567.77
Denmark	Mahe Freight (Billund)	Freight	31,756.51
Denmark	Kuehne & Nagel (Denmark)	Freight	31,559.81
Denmark	Mahe (Kastrup, Denmark)	Freight	31,070.72
Denmark	Kuehne & Nagel (Denmark)	Freight	30,794.33
Denmark	Mahe (Kastrup, Denmark)	Freight	30,758.18
Denmark	Kuehne & Nagel (Denmark)	Freight	30,453.70
Denmark	Kuehne & Nagel (Denmark)	Freight	30,008.43
Germany	Folgat	Logistics	120,461.07

**Major Subcontracts placed by Agency during 2005**  
(Contracts of USD 30,000 or more)

Agency/Country Procurement	Name of supplier	Description of services	Total Cost (USD)
<b>ILO</b>			
Afghanistan	Association Of Experts In The Fields Of Migration And Development Cooperation	Social Aspects	726,725.00
Afghanistan	Altai Consulting	Report Survey	85,278.00
Albania	Help For Children	Social Aspects	161,129.00
Albania	Tministry Of Labour And Social Affairs	Social Aspects	61,855.00
Argentina	Asociacion Civil Sin Fines De Lucro Caminos Esperanza	Social Aspects	70,000.00
Austria	Centre For Social Innovation	Report Survey	97,693.00
Bangladesh	Dhaka Ahsania Mission	Social Aspects	243,047.00
Bangladesh	Resource Intergration Centre	Social Aspects	150,501.00
Bangladesh	Resource Integration Centre	Social Aspects	141,316.00
Bangladesh	Bangladesh Bureau Of Statistics	Social Aspects	137,470.00
Bangladesh	Dhaka Ahsania Mission	Social Aspects	118,158.00
Bangladesh	Training Assistance Rural Advancemen	Social Aspects	79,219.00
Bangladesh	Menab Kallayan Parishad	Social Aspects	65,216.00
Bangladesh	Samaj Unnayan Proshikshan Kendra	Social Aspects	57,386.00
Bangladesh	Training Assistance Rural Advancemen	Social Aspects	57,386.00
Bangladesh	Centre For Ethnic Children	Social Aspects	55,158.00
Bangladesh	M/A Associates For Community & Population Research	Report Survey	55,121.00
Bangladesh	Nari Unnayan Shakti	Social Aspects	44,583.00
Bangladesh	Alliance For Cooperation And Legal Aid Bangladesh	Social Aspects	36,009.00
Bangladesh	Health And Education For The Less-privileged People	Social Aspects	36,009.00
Bangladesh	Ashwas Mohila Unnayan Sangstha	Social Aspects	36,009.00
Bangladesh	Resource Integration Centre	Social Aspects	31,636.00
Bangladesh	Society For Social Service	Social Aspects	31,636.00
Bangladesh	Institut Français De Pondichery	Micro Finance And Related Services	30,000.00
Belize	National Committee For Families & Children	Social Aspects	51,750.00
Benin	Croix Rouge Béninoise	Social Aspects	200,000.00
Benin	La Mutuelle De Jeunes Chrétiens Pour Le Développement	Social Aspects	110,000.00
Benin	Tomorrow Children (Les Enfants De Demain)	Social Aspects	75,000.00
Benin	Direction De La Famille De L'enfance Et De L'adolescence	Social Aspects	30,000.00
Brazil	Fundacao Abrinq	Social Aspects	84,242.00
Brazil	Fundacion Para El Desarrollo Sostenible De Osa	Social Aspects	84,242.00
Bulgaria	Care Bulgaria	Social Aspects	59,006.00
Bulgaria	Animus Association Foundation	Social Aspects	44,575.00
Burkina Faso	Sos Sahel International - Burkina Faso	Social Aspects	245,973.00
Burkina Faso	Coalition Au Burkina Faso Pour Les Droits De L'enfant	Social Aspects	75,000.00
Burkina Faso	Groupe De Recherche Action Pour Un Développement Endogène	Social Aspects	40,455.00
Burkina Faso	Groupe De Recherche-action Pour Un Développement Endogène	Social Aspects	37,333.00
Burundi	Transcultural Psychosocial Organization	Social Aspects	215,418.00
Burundi	Dmi Consultants Experts Conseil	Social Aspects	165,862.00
Burundi	Centre De Formation Rurale De Cibitoke	Social Aspects	132,042.00
Cambodia	Arbitration Council Foundation	Research And Training	300,000.00
Cambodia	Community Legal Education Center	Social Aspects	233,745.00
Cambodia	Pact Against Child Labour	Social Aspects	171,370.00
Cambodia	Community Legal Education Centre	Social Aspects	152,327.00
Cambodia	Phayao Operating Center For Children And Womem Victims Of Human Trafficking	Social Aspects	78,206.46
Cambodia	Child Safe Tourism Commission	Social Aspects	68,463.00
Cambodia	Community Legal Education Center	Research And Training	64,990.00
Cambodia	Wathnakhpeap	Social Aspects	49,357.70
Cambodia	Bbc World Service Trust	Social Aspects	39,700.00
Cambodia	Municipal Department Of Social Affair Veteran And Youth Rehabilitation	Social Aspects	38,819.00
Cambodia	Municipal Department Of Social Affair Veteran And Youth Rehabilitation	Social Aspects	38,814.00
Cambodia	Child Safe Tourism Commission	Social Aspects	37,596.00
Cambodia	Khmer's Women Cooperation For Development	Social Aspects	35,764.00
Cambodia	Provincial Department Of Social Affairs And Veteran And Youth Rehabilitation	Social Aspects	31,999.50
Cambodia	Lao India Entrepreneurship Development Centre	Micro/Small Enterprise Development	30,750.00
Cameroon	Association Des Enfants, Jeunes Et Avenir	Social Aspects	63,000.00
Cameroon	Ministère Du Travail Et De La Sécurité Sociale	Social Aspects	61,290.00
Chile	Sename	Social Aspects	156,193.00
China	Guangdong Academy Of Social Sciences Business	Social Aspects	51,696.00
China	Jiangsu Women's Federation	Social Aspects	45,157.00
Colombia	Asociación De Cristiana De Jóvenes De Bogotá Y Cundinamarca	Social Aspects	259,677.00
Colombia	Fundación Social Colombiana - Cedavida	Social Aspects	250,000.00
Colombia	Rep Grey Worldwide Sa	Social Aspects	215,000.00
Colombia	Centro De Asesoría Familiar Y Comunitaria Caf	Social Aspects	177,817.00
Colombia	Asociacion Cristiana De Jovenes De Bogota Y Cundinamarca	Social Aspects	171,116.00
Colombia	Fundación Antonio Restrepo Barco	Social Aspects	80,525.00
Colombia	Corporacion Apoyemos El Renacer	Social Aspects	60,000.00
Colombia	Centro De Formacion Para La Paz	Social Aspects	60,000.00
Congo, P. Rep.	Bureau International Catholique De L'enfance, Groupe Recherche Action	Social Aspects	193,208.00
Congo, P. Rep.	Action D'aide Sanitaire Et De Développement Aux Plus Démunis	Social Aspects	178,354.00
Congo, P. Rep.	Action Pour La Protection Et L'encadrement De L'enfant	Social Aspects	166,940.00
Congo, P. Rep.	Fondation Solidarité Des Hommes	Social Aspects	101,132.00
Congo, P. Rep.	Office National De L'emploi Et De La Main D'oeuvre.	Social Aspects	100,590.00
Congo, P. Rep.	Groupe One, Groupe De Recherche Et D'actions Sur Le Développement	Social Aspects	63,839.00
Costa Rica	Fundacion Para El Desarrollo Sostenible De Osa	Social Aspects	154,014.00
Costa Rica	Asociacion Para El Desarrollo De San Jose	Social Aspects	63,740.00
Costa Rica	Centro Feminista De Información Y Acción Cefemina	Social Aspects	59,945.00
Costa Rica	Instituto Costarricense Par La Accion, Educacion Y Investigacion	Social Aspects	39,536.00
Costa Rica	Fundacion De La Universidad De Costa Rica Para La Investigacion	Social Aspects	38,850.00
Cote d'Ivoire	Ministère De La Fonction Publique Et De L'emploi	Social Aspects	282,894.00
Cote d'Ivoire	Service Autonome De L'alphabetisation (Saa)	Social Aspects	114,298.00
Cote d'Ivoire	Ministère De L'education Service Autonome D'alphabetisation	Social Aspects	66,980.00
Dominican Republic	Pastoral Social-caritas Diocesana Del Obispado	Social Aspects	364,530.00
Dominican Republic	Plan Internacional Republica Dominicana	Social Aspects	225,867.00
Dominican Republic	Fundacion Azucar Inc.	Social Aspects	208,925.00
Dominican Republic	Vision Mundial Republica Dominicana	Social Aspects	186,221.00
Dominican Republic	Vision Mundial	Social Aspects	147,080.00
Dominican Republic	Instituto De Desarrollo De La Economia Asociativa	Social Aspects	138,550.00

**Major Subcontracts placed by Agency during 2005**  
(Contracts of USD 30,000 or more)

Agency/Country Procurement	Name of supplier	Description of services	Total Cost (USD)
<b>ILO cont.</b>			
Dominican Republic	Vision Mundial, Rep. Dominicana	Social Aspects	87,193.00
Dominican Republic	Pontificia Universidad Catolica Madre Y Maestra	Social Aspects	62,994.00
Dominican Republic	El Grupo Ambiental Hábitat	Social Aspects	39,436.00
Ecuador	Expoflores	Social Aspects	232,700.00
Ecuador	Desarrollo Y Autogestion	Social Aspects	198,870.00
El Salvador	Association Para La Organizacion Y Educacion Femenina	Social Aspects	105,000.00
El Salvador	La Fundación Del Azúcar	Social Aspects	100,000.00
El Salvador	Fundacion Salvadoreña Para La Salud Y El Desarrollo Social	Social Aspects	100,000.00
El Salvador	La Asociación Para La Organización Y Educación Empresarial Femenina	Social Aspects	100,000.00
El Salvador	Fundacion Del Azucar	Social Aspects	75,000.00
El Salvador	Fundación Empresarial Para El Desarrollo Educativo	Social Aspects	60,000.00
El Salvador	Instituto Salvadoreño Para El Desarrollo Integral De La Niñez Y La Adolescencia	Social Aspects	50,200.00
El Salvador	Instituto Salvadoreño Para El Desarrollo De La Mujer	Social Aspects	40,000.00
Ethiopia	Ethiopian Federation Of Persons With Disabilities	Micro/Small Enterprise Development	40,000.00
Ethiopia	Tigray Disabled Veterans Association	Micro/Small Enterprise Development	30,000.00
Germany	Stellent	Research And Training	78,848.00
Ghana	Regional Advisory Information And Network Systems	Social Aspects	240,000.00
Ghana	Parent And Child Foundation	Social Aspects	80,000.00
Ghana	Department Of Social Welfare	Social Aspects	80,000.00
Ghana	Rescue Foundation Ghana	Social Aspects	60,000.00
Ghana	Centre For Training & Development Activities	Social Aspects	51,036.00
Ghana	Department Of Social Welfare	Social Aspects	40,000.00
Ghana	Department Of Women, Regional Box M53	Social Aspects	40,000.00
Ghana	International Women Communications Centre	Social Aspects	35,787.00
Ghana	Tripartite Committee On Child Labour	Social Aspects	34,942.00
Haiti	Foyer Maurice Sixto	Social Aspects	76,000.00
Haiti	World Vision International	Social Aspects	40,000.00
Haiti	Fonds Communautaire Du Credit Mutuel	Social Aspects	39,950.00
Honduras	Centro Nacional De Educación Para El Trabajo	Social Aspects	127,324.00
Honduras	Care Internacional	Social Aspects	100,328.00
Honduras	Caritas Diocesana De San Pedro Sula	Social Aspects	77,403.00
Honduras	Red Hondureña Para El Desarrollo En Equidad De Genero	Social Aspects	30,000.00
India	Child Labour Welfre Society, Ferozabad	Social Aspects	370,188.00
India	Bal Shram Unmoolan Janpad, Moradabad	Social Aspects	288,194.00
India	Yashawantrao Chavan Academy	Social Aspects	237,752.00
India	Bal Shram Unmoolan Janpad Samiti Aligarh, Uttar Pradesh	Social Aspects	198,836.00
India	Bal Shram Unmoolan Janpad Samiti Aligarh, Uttar Pradesh	Social Aspects	198,836.00
India	Bal Shram Unmoolan Janpad Saiti Allahabad, Uttar Pradesh	Social Aspects	198,836.00
India	Child Labour Welfare Society, Ferozabad, Uttar Pradesh	Social Aspects	198,836.00
India	Bal Shram Unmoolan Janpadeey Samiti Kanpur Nagar, Uttar Pradesh	Social Aspects	198,836.00
India	Bal Shram Unmoolan Janpad Samiti Moradabad	Social Aspects	198,836.00
India	Maharashtra Centre For Entrepreneurship Development	Social Aspects	198,117.00
India	Kanchi National Child Labour Project	Social Aspects	194,274.00
India	Namakkal Child Labour Abolition Support Sty (Class)	Social Aspects	194,274.00
India	National Child Labour Project Sty, Virudhunagar	Social Aspects	194,274.00
India	Tiruvallur Child Labour Abolition Rehabil. & Educ. Sty	Social Aspects	194,274.00
India	Tiruvannamalai Child Labour Abolition Rehab. & Educ. Sty	Social Aspects	194,270.00
India	Aurangabad Zilla Bal Kamgar Punarvasan Prakkalp Sanstha, Aurangabad	Social Aspects	194,227.00
India	Aurangabad Zilla Bal Kamgar Punarvasan Prakkalp Sanstha, Aurangabad	Social Aspects	194,227.00
India	Child Labour Rehabilitation Project Society, Amravati, Maharashtra	Social Aspects	194,227.00
India	Aurangabad Zilla Bal Kamgar Punarvasan Prakkalp Sanstha, Aurangabad	Social Aspects	194,227.00
India	Rashtriya Bal Kamgar Prakkalp Sanstha Jalna, Maharashtra	Social Aspects	194,227.00
India	Bal Kamgar Punarvasan Prakkalp Sanstha Mumbai Suburban, Maharashtra	Social Aspects	194,227.00
India	Indus Bal Shramik Pariyojna Samiti	Social Aspects	193,910.00
India	Indus Bal Shramik Pariyojna Samiti	Social Aspects	193,910.00
India	Indus Bal Shramik Pariyojna Samiti	Social Aspects	193,910.00
India	Jila Bal Shram Unmoolan Avam Punarvas Pariyojna	Social Aspects	193,910.00
India	Jila Bal Shram Unmoolan Avam Punarvas Yojna Samiti	Social Aspects	193,910.00
India	Bal Shram Unmoolan Janpad Samiti	Social Aspects	188,198.00
India	Bal Kamgar Punarvasan Prakkalp Sanstha Mumbai Suburban	Social Aspects	161,267.00
India	State Child Labour Rehabilitation Cum Welfare Society	Social Aspects	156,860.00
India	Bal Shram Unmoolan Janpad, Moradabad	Social Aspects	107,347.00
India	Delhi Child Labour Rehabilitation Cum Welfare Society	Social Aspects	101,844.00
India	Tiruvannamalai Child Labour Society	Social Aspects	100,000.00
India	Namakkal Child Labour Abolition	Social Aspects	100,000.00
India	Jila Bal Shram Unmoolan Avam	Social Aspects	100,000.00
India	National Child Labour Project Society, Virudhunagar	Social Aspects	85,487.00
India	Tiruvannamalai Child Labour Abolition	Social Aspects	85,487.00
India	Shyam Benegal Sahyadri Films	Social Aspects	79,708.00
India	Dr. Reddy's Foundation For Human And Social Development	Social Aspects	72,171.00
India	Indus Bal Shramik Pariyojna Samiti	Social Aspects	70,298.00
India	Assist, Prakasam District	Social Aspects	64,592.00
India	Bal Shram Unmoolan Janpad Samiti	Social Aspects	46,688.00
India	M/S Blue Sky Mind Communications Private Limited	Social Aspects	44,186.00
India	Educational Ressource Unit	Social Aspects	33,289.00
Indonesia	Ministry Of Labour, Timor, Desd	Training And Technical Services	73,392.00
Indonesia	Ministry Of Social Welfare	Social Aspects	59,578.00
Indonesia	Education Department Of Nanggroe Aceh	Social Aspects	51,664.00
Indonesia	Pt Taylor Nelson Softres Indonesia	Report Survey	51,622.00
Indonesia	Aceh Manpower Office	Social Aspects	48,874.00
Indonesia	Tanjung Balai Municipality Secretariat	Social Aspects	45,647.00
Indonesia	Education Department Of Nanggroe Aceh	Social Aspects	40,528.00
Indonesia	Dinas Pertambangan Dan Energi	Social Aspects	39,888.00
Indonesia	Cv Awal Rezeki	Micro/Small Enterprise Development	39,000.00
Indonesia	Badan Koordinasi Himpunan Mahasiswa Islam	Social Aspects	37,076.00
Indonesia	Anak Bangsa Foundation	Social Aspects	36,925.00
Indonesia	Yayasan Setia Kawan Mandiri	Social Aspects	34,402.00
Indonesia	Cv Jasa Beurata	Micro/Small Enterprise Development	33,558.00
Indonesia	Education Council Of Pasif District	Social Aspects	33,149.00
Indonesia	Pt Bina Sejahtera	Micro/Small Enterprise Development	32,613.00
Indonesia	Sekretariat Daerah Kabupaten Asahan	Social Aspects	32,163.00
Indonesia	Yayasan Kesejahteraan Anak Indonesia	Social Aspects	32,097.00
Indonesia	Institute For Sustainable Agriculture	Social Aspects	30,274.00
Indonesia	State Owned Vocational School	Social Aspects	30,180.00
Indonesia	Education Office Of Bogor Regency	Social Aspects	30,049.00
Italy	Cerfe	Report Survey	123,759.00
Italy	Forum For International & European Migration Studies	Report Survey	40,706.00

**Major Subcontracts placed by Agency during 2005**  
(Contracts of USD 30,000 or more)

Agency/Country Procurement	Name of supplier	Description of services	Total Cost (USD)
<b>ILO cont.</b>			
Jamaica	Western Society For The Upliftment Of Children	Social Aspects	30,874.00
Kenya	Association Of Media Women In Kenya	Social Aspects	100,730.00
Kenya	Institute For Development Studies-university Of Nairobi	Social Aspects	67,763.00
Kenya	African Network For The Prevention And Protection Against Child Abuse	Social Aspects	38,696.00
Kenya	Cinearts Afrika	Micro/Small Enterprise Development	30,000.00
Kenya	Cinearts Afrika	Social Aspects	30,000.00
Kosovo	Centre For Protection Of Victims And Prevention Of Trafficking	Social Aspects	99,778.00
Kosovo	World Vision International	Finance Services	50,000.00
Kosovo	The Management And Development Associates	Social Aspects	44,082.00
Lao P.D.R.	Sayabouly Department Of Labour And Social Welfare	Social Aspects	58,895.00
Lao P.D.R.	Bolkhamxay Department Of Labour And Social Welfare	Social Aspects	52,122.00
Liban	Palestinian Ministry Of Labour (Ymca)	Social Aspects	133,939.00
Liban	Palestinian Ministry Of Labour (Ymca)	Social Aspects	128,400.00
Malaysia	Studio Samuan	Social Aspects	31,316.00
Mexico	Sistema Estatal Para Desarrollo De La Familia Del Estado De Baja California	Social Aspects	55,368.00
Moldova	National Center For Child Abuse Prevention	Social Aspects	113,249.00
Moldova	Labour Inspection Of The Republic Of Moldova	Social Aspects	81,875.00
Moldova	Consulting And Credit In Agriculture	Social Aspects	71,578.00
Moldova	The International Center For Women Rights Protection And Promotion La Strada	Social Aspects	71,003.00
Moldova	Microinvest Llc, Moldova	Social Aspects	40,000.00
Moldova	Association Of Women In Legal Careers	Social Aspects	39,380.00
Morocco	Association Al Karam Pour La Protection De L'enfance En Situation Difficile	Social Aspects	62,462.00
Morocco	Association Imgoun Pour Le Développement Et La Coopération	Social Aspects	59,541.00
Morocco	Association Marocaine De Planification Familiale	Social Aspects	52,837.00
Morocco	Association Migrations Et Développement	Social Aspects	51,809.00
Morocco	Association Marocaine D'aide Aux Enfants En Situation Précaire	Social Aspects	50,942.00
Morocco	Association Assalam Pour Le Développement	Social Aspects	50,022.00
Morocco	Association Amoud Pour Le Développement Et La Coopération	Social Aspects	49,266.00
Morocco	Association Ahl Rmel Pour Le Développement Et La Coopération	Social Aspects	41,244.00
Morocco	Association Organisation Scoutisme Mohammadia Marocaine	Social Aspects	32,319.00
Morocco	Association Al Wifak Pour Le Développement Et La Coopération À Ait Youssef	Social Aspects	31,134.00
Namibia	Ministry Of Labour And Social Welfare	Report Survey	70,000.00
Nepal	Chitwan District Development	Social Aspects	110,718.00
Nepal	District Development Committee, Morang	Social Aspects	97,740.00
Nepal	Nirdhan Utthan Bank Limited	Social Aspects	68,597.00
Nepal	Outreach Nepal	Social Aspects	50,917.00
Nepal	Helpline	Social Aspects	49,304.00
Nepal	Nepal Rugmark Foundation	Social Aspects	46,135.00
Nepal	Saathi	Social Aspects	45,493.00
Nepal	Biratnagar Sub-metropolitan Corporation Office	Social Aspects	45,465.00
Nepal	Backward Society Education	Social Aspects	39,079.00
Nepal	Center To Assist & Protect Children Rights In Nepal	Social Aspects	34,536.00
Nicaragua	Pastoral Penitenciara Nicaragua	Social Aspects	93,710.00
Nicaragua	Unión Nacional De Agricultores Y Ganaderos	Social Aspects	79,579.00
Nicaragua	Vision Mundial	Social Aspects	71,156.00
Nicaragua	Iglesia Católica, Diócesis De Juigalpa, A Través De La Caritas Diocesana	Social Aspects	46,954.00
Nicaragua	Instituto De Promoción Humana Esteli	Social Aspects	35,704.00
Nigeria	Federal Ministry Of Labour And Productivity	Social Aspects	62,328.00
Nigeria	Human Development Initiatives	Social Aspects	45,744.00
Nigeria	Multi-cooperative Farmers Union	Social Aspects	43,563.00
Nigeria	Anti-child Abuse Society Of Africa	Social Aspects	36,836.00
Nigeria	Women Development Network	Social Aspects	34,043.00
Nigeria	Project Alert On Violence Against Women	Social Aspects	31,447.00
Nigeria	Federal Ministry Of Labour & Productivity	Social Aspects	30,000.00
Nigeria	Federal Ministry Of Information And National Orientation Child Rights	Social Aspects	30,000.00
Nigeria	Federal Ministry Of Women Affairs And Youth Development	Social Aspects	30,000.00
Pakistan	National Rural Support Programme	Social Aspects	399,556.00
Pakistan	Bunyad Literacy Community Council	Social Aspects	306,000.00
Pakistan	Bunyad Literacy Community Council	Social Aspects	161,171.00
Pakistan	Idara-I-talim-o-aaghai	Social Aspects	119,999.00
Pakistan	Taraqee Foundation	Social Aspects	112,745.00
Pakistan	National Rural Support Programme	Construction/Rehabilitation	79,590.00
Pakistan	Bunyaad Literacy Community Council, Lahore	Social Aspects	79,000.00
Pakistan	Sudhaar	Social Aspects	79,000.00
Pakistan	Sudhaar	Social Aspects	67,273.00
Pakistan	Society For The Advancement Of Education, Sialkot	Social Aspects	50,000.00
Pakistan	Jobs Creating Development Society	Social Aspects	48,829.00
Pakistan	Jobs Creating Development Society	Social Aspects	48,829.00
Pakistan	Paradise Environmental & Community Welfare Society	Social Aspects	48,829.00
Pakistan	Paradise Environmental & Community Welfare Society	Social Aspects	48,829.00
Pakistan	Directorate Of Technical Education & Manpower Training	Social Aspects	35,385.00
Pakistan	Directorate Of Technical Education And Manpower Training	Social Aspects	35,385.00
Pakistan	Pakistan Institute Of Development Economics	Research, Study And Training	34,000.00
Pakistan	Sudhaar	Social Aspects	32,469.00
Pakistan	Directorate Of Schools & Literacy	Social Aspects	31,704.00
Pakistan	Directorate Of Schools & Literacy	Social Aspects	31,704.00
Pakistan	Directorate Of Industries Commerce & Labour	Social Aspects	30,486.00
Pakistan	Workers Education Research And Welfare Society	Social Aspects	30,486.00
Paraguay	Asociación Global	Social Aspects	262,112.00
Paraguay	Grupo Luna Nueva	Social Aspects	103,844.00
Paraguay	Movimiento Por La Paz El Desarme Y La Libertad	Social Aspects	60,000.00
Paraguay	Pastoral De Acompañamiento De Niño Y Del Adolescente	Social Aspects	60,000.00
Peru	Asiacion Grupo De Trabajo Redes	Social Aspects	109,663.00
Peru	Comunicadores Asociados	Videos / Communications	70,000.00
Peru	Organización Proteccion Y Desarrollo	Social Aspects	30,000.00
Philippines	Children's Laboratory For Drama	Social Aspects	99,455.00
Philippines	Trade Union Congress Of The Philippines	Social Aspects	83,680.00
Philippines	Bidlisw Foundation, Inc.	Social Aspects	81,631.00
Philippines	Goretti Development Educ. Foundation	Social Aspects	77,591.00
Philippines	Employers Confederation Of The Philippines	Social Aspects	71,957.00
Philippines	National Union Of Workers In Hote, Restaurant And Allied Industries	Social Aspects	69,622.00
Philippines	Philippine Statistical Association	Reasearch And Training	45,045.00



**Major Subcontracts placed by Agency during 2005  
(Contracts of USD 30,000 or more)**

Agency/Country Procurement	Name of supplier	Description of services	Total Cost (USD)
<b>ILO cont.</b>			
Romania	Organatia Salvati Copiii Romania	Social Aspects	77,301.00
Romania	Asociatia Alternative Sociale	Social Aspects	76,300.00
Romania	Pro Women Traditions	Social Aspects	74,686.00
Romania	Confederation Of Romanian Democratic Trade Unions	Social Aspects	70,505.00
Romania	International Foundation For Child And Family	Social Aspects	51,873.00
Romania	The Resource And Information Centre For Social Professions	Social Aspects	31,388.00
Russian Federation	Social Information Agency	Social Aspects	142,200.00
Russian Federation	The Non Governmental Organization "Nadezhda"	Social Aspects	61,893.00
Russian Federation	Women And National Traditions	Social Aspects	49,247.00
Russian Federation	Levada Center	Report Survey	33,300.00
Rwanda	Solidarité Des Femmes Rwandaises	Social Aspects	155,080.00
Rwanda	Action Pour Le Développement Du Peuple	Social Aspects	107,716.00
Rwanda	La Promotion Des Potentialités Locales	Social Aspects	42,849.00
Senegal	Centre Emmanuel	Social Aspects	69,607.00
Senegal	Plan Sénégal	Social Aspects	69,060.00
Senegal	Plan Senegal	Social Aspects	64,499.00
Senegal	Plan Senegal	Social Aspects	63,499.00
Senegal	Enda Graf	Social Aspects	63,438.00
Senegal	Ecole Nationale D'economie Appliquée	Report Survey	58,771.00
Sierra Leone	National Aid Secretariat	Social Aspects	37,000.00
South Africa	Dyncon Consulting Engineers Ltd	Social Aspects	548,600.00
South Africa	World Education	Social Aspects	216,186.00
South Africa	Human Sciences Research Council	Social Aspects	100,000.00
South Africa	Cubac	Social Aspects	74,836.00
South Africa	Rahab's Centre	Social Aspects	39,750.00
Spain	Asociacion Artistica Y Cultural Medea	Social Aspects	32,000.00
Sri Lanka	Ilo-unops	Construction/Rehabilitation	248,130.00
Sri Lanka	Kinniya Vision	Social Aspects	99,898.00
Sri Lanka	Tamil Rehabilitation Organisation	Training & Technical Assistance	79,556.45
Sri Lanka	Enterprise Labour Flexibility & Security Survey	Report, Survey	70,000.00
Sri Lanka	Economic Consultancy House	Training & Technical Assistance	64,640.00
Sri Lanka	Patrician Institute	Social Aspects	55,376.00
Sri Lanka	Economic Consultancy House	Training & Technical Assistance	54,392.00
Sri Lanka	National Workers Congress	Social Aspects	50,907.00
Sri Lanka	St John's Vocational Training Center	Social Aspects	50,000.00
Sweden	University Of Goteborg	Report, Survey	259,976.00
Switzerland	Atos Origin Integration (Suisse) S.a.	Pc Hardware Maintenance And Support	909,774.00
Switzerland	Atos Origin Integration (Suisse) S.a.	Pc Hardware Maintenance And Support	70,032.00
Switzerland	Macherel Informatique	Computer Related Services N.e.c.	59,079.00
Switzerland	Atos Origin Integration (Suisse) S.a.	Pc Hardware Maintenance And Support	37,305.00
Thailand	Institute For Population & Social Research	Social Aspects	76,050.00
Thailand	Institute For Population And Social Research	Report Survey	76,050.00
Thailand	Child Workers In Asia Foundation	Social Aspects	69,996.00
Thailand	Chiang Rai Cooperation Center	Social Aspects	56,701.00
Thailand	The Mirror Foundation	Social Aspects	46,547.00
Thailand	Centre For The Study Of Lanna Women And Development	Social Aspects	36,614.00
Thailand	Asian Research Center For Migration	Social Aspects	35,625.00
Thailand	Chiang Rai Rajapat University	Social Aspects	35,140.00
Thailand	Punleu Ney Kdey Sangkhum	Social Aspects	31,108.00
Togo	Direction Générale Du Travail Et Des Lois Sociales	Social Aspects	40,000.00
Turkey	The Confederation Of Turkish Trade Unions And Turkish Employers Association	Social Aspects	80,350.00
Turkey	Ministry Of Labour & Social Security	Social Aspects	50,200.00
Uganda	Uganda Youth Development Link	Social Aspects	80,562.00
Uganda	National Council For Children	Social Aspects	41,421.00
Uganda	Uganda National Teachers Union	Social Aspects	40,000.00
Uganda	Ministry Of Labour, Child Labour Unit	Social Aspects	40,000.00
Uganda	The Uganda Association Of Women Lawyers	Social Aspects	35,200.00
Uganda	Federation Of Uganda Employers	Social Aspects	35,000.00
Uganda	Uganda Police Child And Family Protection Unit	Social Aspects	30,934.00
Uganda	Federation Of Uganda Employers	Social Aspects	30,095.00
Uganda	National Council For Children	Social Aspects	30,032.00
Ukraine	State Employment Agency Training Institute	Social Aspects	94,717.00
Ukraine	Intellectual'na Perspectyva	Social Aspects	92,193.00
Ukraine	La Strada Ukraine	Social Aspects	90,631.00
Ukraine	All Ukrainian Ngo "Center Of Democracy Development	Social Aspects	68,889.00
Ukraine	Women's Consortium Of Ukraine	Social Aspects	40,530.00
United Kingdom	Xovox Communications Ltd	Office Support Services	75,678.00
United Kingdom	Stefenson And Associates	Survey	65,000.00
United Kingdom	Stephenson & Associates (Niall Mc Phillips)	Web-site Development, Maintenance	31,493.00
United Republic Of Tanzania	Vocational Education And Training Authority	Social Aspects	362,512.75
United Republic Of Tanzania	Conservation, Hotels Domestics And Allied Wokers Union	Social Aspects	266,450.00
United Republic Of Tanzania	Kiota Women's Health And Development Ogranisation	Social Aspects	210,258.00
United Republic Of Tanzania	Kiota Women's Health And Development	Social Aspects	141,190.27
United Republic Of Tanzania	The Plantation And Allied Workers Union	Social Aspects	44,184.00
United Republic Of Tanzania	The Gender And Education Management	Social Aspects	42,066.00
United Republic Of Tanzania	Ministry Of Youth, Employment, Women And Children Development	Social Aspects	40,817.00
United Republic Of Tanzania	Association Of Tanzanian Employers	Social Aspects	33,339.50
Uruguay	Coordinadora De Centrales Sindicales Del Cono Sur	Social Aspects	50,000.00
Viet Nam	National Committee On Youth Of Vietnam	Social Aspects	71,090.00
Viet Nam	Provincial Women's Union Of Hau Giang Province	Social Aspects	53,747.00
Viet Nam	Provincial Women's Union Of Tay Ninh Province	Social Aspects	41,300.00
Viet Nam	Women Union's Of Can Tho City	Social Aspects	39,384.00
Viet Nam	Vietnam Women's Union	Social Aspects	37,690.00

**Major Subcontracts placed by Agency during 2005**  
(Contracts of USD 30,000 or more)

Agency/Country Procurement	Name of supplier	Description of services	Total Cost (USD)
<b>ILO cont.</b>			
Zambia	Young Women Christian Organization	Social Aspects	54,918.00
Zambia	Zambia National Union Of Teachers	Social Aspects	53,889.00
Zambia	Dapeg Limited	Videos / Communications	49,800.00
Zambia	Cavmont Capital Holdings	Research , Study And Training	35,000.00
Zambia	Livingstone Anglican Church Project	Social Aspects	30,000.00
Zimbabwe	Empretec Zimbabwe	Micro/Small Enterprise Development	132,554.00
<b>ITC</b>			
Argentina	Panamerican Buenos Aires Hotel and Resort	Accomodations and Conference Services	46,840.00
China	Regal Hotel Hong Kong	Accomodations and Conference Services	63,211.25
Croatia	Hotel Dubrovnik Palace	Accomodations and Conference Services	41,582.35
France	Sadag	Printing Services	62,152.36
Kenya	Honey Care Africa	Honey Production and Market Development Services	35,614.00
Netherlands	MTF Training and Consultancy	Training	111,471.72
Netherlands	MTF Training and Consultancy	Training	54,627.25
Singapore	Carlton Hotel Singapore	Accomodations and Conference Services	33,135.80
Switzerland	Xerox	Rental of printing machines	225,480.31
Switzerland	Securiton	Installation of Security System	148,760.33
Switzerland	Atiks	Cleaning Services	137,355.57
Switzerland	Xerox	Rental of printing machines	121,093.02
Switzerland	Hôtel Eden Palace au Lac	Accomodations and Conference Services	69,916.03
Switzerland	S & H Switzerland	Computer Consulting and Web Development	67,977.10
Switzerland	3 M Suisse	Installation of Blast-Resistant Window Film	61,308.26
Switzerland	MAB Ingenierie	Installation of Video Surveillance System	59,090.91
Switzerland	International Computing Centre	Usage of Data Communication Systems	46,144.00
Switzerland	Cometel	Installation of Alarm System	45,014.96
Switzerland	Hôtel Eden Palace au Lac	Accomodations and Conference Services	44,312.98
Switzerland	International Computing Centre	Usage of Data Communication Systems	41,383.00
Switzerland	Sharp Electronics	Rental of photocopying equipment	35,356.06
Switzerland	Securiton	Installation of Security System	34,118.18
<b>ITU</b>			
Austria	Avanoc	IT and Management Consulting	266,070.00
Brazil	Infoview	N/A	41,952.57
Brazil	Iview	N/A	30,280.97
Brazil	Imagepro Sistemas E	N/A	30,240.51
Colombia	Colombia Telecomunicaciones Sa	Consulting Services	56,000.00
France	France Telecom	Service Agreement (Airtime)	106,512.00
France	Cofirec	Consulting Services	50,835.00
Iran	Pimak Construction Engineering Corp	Construction Works	1,407,172.00
Kyrgyz Rep	Nine Seven Distribution	IT equipment and Services	236,764.00
Paraguay	Benjamin Baran Y Asociados	Consulting Services	30,070.00
<b>ITU cont.</b>			
Rwanda	Rap's Rwanda	IT equipment and Services	225,539.22
Rwanda	Computer Point Sarl	Sftware Applications	58,774.40
Spain	Transtor Advance Technologies Sa	Consulting Services	132,887.00
Switzerland	Young & Rubicam Busi	Rental and maintenance for printing equipment	1,154,000.00
Switzerland	Young & Rubicam Busi	Office cleaning and laundry	912,000.00
Switzerland	Young & Rubicam Busi	Electricity	740,000.00
Switzerland	Young & Rubicam Busi	Postal Services (ITU)	737,000.00
Switzerland	Young & Rubicam Busi	Maintenance contracts and insurances	419,000.00
Switzerland	Young & Rubicam Busi	Outside Printing of publications	396,000.00
Switzerland	Young & Rubicam Busi	Participation rental for parking	385,000.00
Switzerland	Young & Rubicam Busi	Maintenance of infrastructures and installations	353,000.00
Switzerland	Young & Rubicam Busi	Bank charges and other services	272,000.00
Switzerland	Young & Rubicam Busi	Heating (Fuel)	195,000.00
Switzerland	Young & Rubicam Busi	Heating (Fuel)	170,022.00
Switzerland	lbm	Compléments paie pour l'application HR4ITU	115,656.00
Switzerland	Sap	SAP Audit Evaluation	66,846.00
Switzerland	N/A	Water supply	56,000.00
Switzerland	Hewlett-packard Suisse	Maintenance for HP Server/Software	46,689.00
Switzerland	Sap	Workshop NPO Solution / Training preparation	45,538.46
Switzerland	lbm	Preventive corrective/evolutive	39,673.00
Switzerland	lbm	Maintenance Service Suite CISCO	38,732.00
Switzerland	Tizoo Sarl	Consulting	38,423.00
Switzerland	N/A	External consultants	33,000.00
Switzerland	Atar Roto Presse Sa	N/A	32,672.80
Switzerland	Infolearn	Divers course in Microsoft	29,027.00
United Kingdom	Newsweek Internation	N/A	75,039.00
USA	Business Week	N/A	79,379.28
<b>UNCTAD</b>			
India	Enterprises	Management Training	97,766.00
India	United Hotel Limited	Office Rental	70,293.00
India	Centre For International Trade In Agriculture	Management Training	69,833.00
India	Indian Merchants Chamber	Management Training	69,833.00
India	Authority	Technical Studies	55,866.00
India	Federation Of Indian Chambers Of Commerce & Industry	Management Training	46,090.00
India	Marine Products Exports Development	Management Training	46,090.00
India	Federation Of Indian Micro, Small & Medium	Management Training	41,900.00
India	Textiles Committee	Management Training	37,244.00
India		Management Training	32,589.00
Pakistan	Seaford Exporters Association Of India	Technical Studies	100,000.00
Turkey	Export Development Authority	Hotel Reservation	38,160.00
Zambia	Selected Consultancy Firm	Hotel Reservation	60,000.00

**Major Subcontracts placed by Agency during 2005  
(Contracts of USD 30,000 or more)**

Agency/Country Procurement	Name of supplier	Description of services	Total Cost (USD)
<b>UNFPA</b>			
Afghanistan	Program Afghanistan	Technical Services	99,533.00
Afghanistan	Abc	Technical Services	39,079.00
Afghanistan	Tolo Tv	Technical Services	30,063.00
Albania	Nesmark	Technical Services	43,135.00
Albania	Qendra Shiptare Per Popullsine Dhe Zhvil	Technical Services	35,000.00
Angola	Jose Teixeira Lopes	Technical Services	46,373.76
Angola	Maria Luisa Melgar	Technical Services	40,569.48
Argentina	Feijoo Docampo Maria Del Carmen	Technical Services	65,518.72
Australia	Enersol Consulting Engineers	Technical Services	500,000.00
Australia	Marie Stopes International Australia	Technical Services	59,899.48
Australia	Enersol Pty. Ltd.	Technical Services	40,564.00
Bangladesh	Jsi Research & Training Institute	Technical Services	47,098.15
Bangladesh	Bangladesh Institute Of Development	Technical Services	46,391.99
Bangladesh	One World	Technical Services	33,073.07
Bangladesh	Mahbub-ul Alam	Technical Services	30,413.79
Benin	Agetip-benin	Technical Services	188,184.90
Benin	Mechecha Desta	Technical Services	71,901.76
Benin	Mamadou Coulibaly	Technical Services	35,517.87
Bolivia	Family Care International	Technical Services	100,000.00
Bolivia	Promujer	Technical Services	100,000.00
Botswana	Seraf Daniel Rakgoasi	Technical Services	66,207.34
Botswana	Moses Keetile	Technical Services	54,424.99
Botswana	Allah Moyo	Technical Services	49,693.08
Botswana	Mpho Kewakae	Technical Services	43,126.13
Botswana	Motsholathebe Bowelo	Technical Services	38,686.08
Botswana	Benjamin Raletsatsi	Technical Services	32,372.24
Botswana	Koketso Rathedi	Technical Services	31,506.08
Brazil	Cecif	Technical Services	55,442.60
Brazil	Rede Feminista De Saude	Technical Services	52,509.87
Brazil	Sos Corpo Instituto Feminista Democracia	Technical Services	33,435.78
Burkina Faso	Bips Sarl	Technical Services	35,826.12
Burkina Faso	Direction Sante De La Famille	Technical Services	31,886.21
Burkina Faso	Association Des Femmes Juriste	Technical Services	31,406.85
Burundi	Old East Burundi	Technical Services	52,944.04
Cambodia	Unfpa Service Contract Staff	Technical Services	94,875.72
Canada	Goss Gilroy Inc.	Technical Services	183,064.08
Canada	Anthony Beck	Technical Services	75,171.00
Canada	Francoise Coupal	Technical Services	66,136.00
Cape Verde	Pnud	Technical Services	33,567.88
Central African Republic	Adam Ahmat	Technical Services	32,954.00
Central African Republic	Yvette Dologuele Dessande	Technical Services	32,842.78
Chad	Jonathan Budzi Ndzi	Technical Services	35,050.00
Chile	Economic Commission For Latin America	Technical Services	33,067.00
Colombia	Centro Nacional De Consultoria	Technical Services	95,809.35
Colombia	Mary Luz Mejia Gomez	Technical Services	43,664.52
Colombia	Ciro Leonardo Martinez Gomez	Technical Services	42,850.80
Colombia	Esmeralda Ruiz Gonzalez	Technical Services	39,675.20
Colombia	Assur Ltda.	Technical Services	37,694.16
Colombia	Fernando Gonzalez Gonzalez	Technical Services	32,774.40
Colombia	Hotel Parque Royal Ltda.	Technical Services	30,944.49
Congo, The Democratic Rep	Mayatezulua	Technical Services	126,048.72
Congo, The Democratic Rep	Sikulisimwa Musavuli	Technical Services	58,158.86
Congo, The Democratic Rep	kavalami Kambere	Technical Services	57,121.61
Congo, The Democratic Rep	musepu Charlotte	Technical Services	47,762.08
Congo, The Democratic Rep	International Business Center	Technical Services	46,202.00
Congo, The Democratic Rep	Judicael Elidje	Technical Services	35,000.00
Costa Rica	Fundacion De La Universidad De Costa	Technical Services	59,790.00
Costa Rica	Undp	Technical Services	34,375.00
Costa Rica	Oscar Valverde Cerros	Technical Services	30,470.90
Cote D'Ivoire	Ensea	Technical Services	92,967.45
Cote D'Ivoire	Institut National De La Statistique	Technical Services	53,839.41
Cote D'Ivoire	Badjeck Alain	Technical Services	53,469.65
Cote D'Ivoire	Koffi Kouakou Adjéi	Technical Services	38,505.54
Denmark	Superoffice Danmark A/S	Technical Services	32,640.11
Dominican Republic	Mercedes, Luz Altigracia	Technical Services	40,406.96
East Timor	Pradet Timor Leste	Technical Services	74,698.95
East Timor	Rosa Maria Silva Oliveira Santos	Technical Services	50,490.00
East Timor	Andreas Demmke	Technical Services	46,020.00
East Timor	Undp Representative In Timor Leste	Technical Services	45,569.37
East Timor	Glenn Hugh Mckinlay	Technical Services	35,137.50
East Timor	Judicial System Monitoring Pro	Technical Services	32,490.00
Ecuador	Pnud	Technical Services	75,527.11
Ecuador	Alvarez Chavez Marcia Elena	Technical Services	30,768.40
Egypt	National Training Institute	Technical Services	61,889.27
Egypt	Ahmed Zaki Mohamed Rasekh	Technical Services	54,000.00
Egypt	Egyptian Association For Caricature	Technical Services	34,602.08
Egypt	Pricewaterhousecoopers	Technical Services	31,532.57
El Salvador	Fepade	Technical Services	39,038.08

**Major Subcontracts placed by Agency during 2005  
(Contracts of USD 30,000 or more)**

Agency/Country Procurement	Name of supplier	Description of services	Total Cost (USD)
<b>UNFPA cont.</b>			
Equatorial Guinea	Nsue Esono	Technical Services	68,589.18
Equatorial Guinea	Centre Recherche Developpment Humain	Technical Services	47,019.86
Ethiopia	Population Council	Technical Services	137,293.32
Ethiopia	Chisale Mhango (Dr.)	Technical Services	44,000.00
Ethiopia	Adika Tour And Travel Plc	Technical Services	41,286.32
Ethiopia	Economic Commission For Africa	Technical Services	39,020.00
France	Aide Medicale Internationale	Technical Services	84,000.00
France	Malika Ladjali	Technical Services	46,720.00
France	Pierre Severyns	Technical Services	41,295.00
Gabon	Enombo Ndjaga Renee	Technical Services	51,811.80
Georgia	Caucasus Social Marketing Association	Technical Services	44,201.00
Georgia	Tbilisi Marriott Hotel	Technical Services	35,989.27
Greece	Mediterranean Women's Studies Centre	Technical Services	40,260.00
Guatemala	Raul Humberto Rosenberg Monzon	Technical Services	115,114.17
Guatemala	Gladys Patricia Diaz Menendez	Technical Services	54,558.06
Guatemala	Oscar Eduardo Chiton Contreras	Technical Services	30,764.72
Haiti	Ihsi	Technical Services	179,022.14
Haiti	Groupe De Recherche Et D'echange Technol	Technical Services	166,993.33
Haiti	Les Centres Gheskio	Technical Services	134,175.41
Haiti	Daniel Henry's	Technical Services	66,154.46
Haiti	Pnud (Haiti)	Technical Services	64,591.49
Haiti	Centre D'etude En Population Et Dev.	Technical Services	49,121.00
Haiti	Secretair D'etat Jeunes, Sports, Edu.civ	Technical Services	33,437.25
Haiti	Ministere Condition Feminine	Technical Services	31,448.20
Honduras	Undp - Honduras	Technical Services	88,556.01
Honduras	Cocsida	Technical Services	56,198.06
Honduras	Programas Desarrollo Infancia Y Mujer	Technical Services	37,373.20
Honduras	Centro Medico San Miguel	Technical Services	32,841.13
Honduras	Secretaria De Estado En El Despacho	Technical Services	30,000.00
India	Hexaware Technologies Ltd.	Technical Services	160,000.00
India	Jyoti Amamath Reddi	Technical Services	81,300.00
India	Mamta Health Institute For Mother&Child	Technical Services	61,894.32
India	Academy For Nursing Studies	Technical Services	56,103.62
India	Women's Feature Service	Technical Services	55,641.27
India	Tata Interactive Systems	Technical Services	53,626.00
India	Institute Of Health Management	Technical Services	46,298.87
India	Parivar Seva Sanstha	Technical Services	45,716.93
India	Administrative Staff College Of India	Technical Services	43,196.93
India	Dinesh Agarwal	Technical Services	39,515.92
India	Deepak Gupta	Technical Services	35,700.00
India	Mridula Seth	Technical Services	33,723.24
India	P.r. Deo	Technical Services	32,666.44
India	D.k. Mangal	Technical Services	30,201.89
Indonesia	Pt. Bayu Ardie Perdana	Technical Services	290,698.50
Indonesia	Lembaga Demografi Feui	Technical Services	159,909.71
Indonesia	Yayasan Indonesia Untuk Transformasi	Technical Services	99,622.70
Indonesia	Megaprima Citra Perkasa	Technical Services	41,754.65
Iraq	Zozik Trading Company	Technical Services	36,293.08
Italy	Allysson Orestes Lucca	Technical Services	45,505.00
Jamaica	Derven Patrick	Technical Services	46,187.06
Jamaica	Jewel Quallo-rosberg	Technical Services	40,707.82
Jordan	Jordanian Coast Cargo Co.	Technical Services	126,606.33
Kenya	Un Office For The Project Services	Technical Services	193,560.20
Kenya	Family Programmes Promotion Services	Technical Services	65,299.87
Kenya	Health Unlimited	Technical Services	54,500.00
Kenya	International Medical Corps	Technical Services	51,734.92
Kenya	African Medical And Research Foundation	Technical Services	43,039.00
Kenya	Judith Nthambi Nzomo	Technical Services	42,000.00
Korea, Dem People's Rep	Adra In Dpr Korea	Technical Services	50,000.00
Kosovo	Care International/Kosovo	Technical Services	113,594.67
Lao People's Dem Rep	Center Of Information And Edu For Health	Technical Services	40,603.24
Lebanon	Nada Aghar Naja	Technical Services	36,000.00
Madagascar	Voyage Bourdon	Technical Services	60,944.94
Malaysia	Kpmg Peat Marwick	Technical Services	246,969.00
Mali	Yao Bassambadi Dazimwai	Technical Services	30,848.00
Mauritania	Sidiki Koné	Technical Services	34,598.31
Mauritania	Afvp	Technical Services	31,921.57
Mexico	Un Eclac Mexico	Technical Services	134,691.91
Mexico	Sandra Samaniego Breach	Technical Services	54,964.49
Mexico	Gabriela Rivera Reyes	Technical Services	41,140.99
Mexico	Facultad Latinoamericana	Technical Services	36,594.00
Mexico	Avantel, S.a.	Technical Services	31,308.36
Mexico	Gobierno Del Distrito Federal	Technical Services	31,206.94
Mexico	Servicios Integrales De Comercio Exterio	Technical Services	30,956.01
Moldova, Republic of	"Albinstal" Srl	Technical Services	35,995.00
Mongolia	Mongolian Federation Of Obstetrics & Gyn	Technical Services	33,756.97

**Major Subcontracts placed by Agency during 2005**  
(Contracts of USD 30,000 or more)

Agency/Country Procurement	Name of supplier	Description of services	Total Cost (USD)
<b>UNFPA cont.</b>			
Morocco	Carlson Wagonlit Travel Morocco	Technical Services	80,759.98
Morocco	Maliika Laasri	Technical Services	57,134.54
Morocco	Moumena Benamar	Technical Services	51,616.36
Morocco	Khalid Benhassan	Technical Services	51,071.17
Morocco	Unesco	Technical Services	36,574.00
Morocco	Mohamed Serifi Villar	Technical Services	33,936.18
Morocco	Aicha Choqairi	Technical Services	31,406.91
Mozambique	Empresa De Construcoes E Reabilitacoes	Technical Services	55,670.83
Mozambique	Cassimo Bique	Technical Services	53,844.59
Mozambique	Maria Da Luz Vaz	Technical Services	51,936.00
Mozambique	Ezequiel Abrahamo	Technical Services	49,991.04
Mozambique	Emmanuel T. Rwamushajja	Technical Services	49,013.64
Mozambique	Angel Mendonca Solis	Technical Services	48,887.44
Mozambique	Ana Maria Loforte	Technical Services	43,362.00
Mozambique	Joao Roque Maendaenda	Technical Services	43,158.50
Mozambique	Kuehne & Nagel Mozambique Lda	Technical Services	41,802.07
Mozambique	Regina Msolomba	Technical Services	41,800.00
Mozambique	Paulino Nvumba Mangue	Technical Services	41,194.44
Mozambique	Amancio M. Vilanculos	Technical Services	41,120.25
Mozambique	Narciso Hofisso	Technical Services	39,993.90
Mozambique	Empresa De Construcoes Yuren	Technical Services	39,826.38
Mozambique	Diante Docante Junior	Technical Services	39,175.00
Mozambique	Amir Faqur Modan	Technical Services	37,260.00
Mozambique	Antonio S. Tuzine	Technical Services	37,259.82
Mozambique	Romao B. Evaristo	Technical Services	37,259.82
Mozambique	Sualei Juma Sualei	Technical Services	37,259.82
Mozambique	Fernando Jose Sumbane	Technical Services	36,344.64
Mozambique	Bdo Binder & Co	Technical Services	35,484.00
Mozambique	Maria Molde	Technical Services	34,107.00
Mozambique	Cecilia C. Bilale	Technical Services	33,744.00
Mozambique	Lucas Antonio Siteo	Technical Services	33,591.54
Mozambique	Hilario Buque	Technical Services	33,442.02
Mozambique	Brigida C. De Abreu	Technical Services	33,372.00
Mozambique	Alex Jeremias Nhambir	Technical Services	32,400.00
Mozambique	Jorge Afes Ali	Technical Services	32,271.08
Mozambique	Paulina Ricardo Chiziane	Technical Services	32,136.00
Myanmar	Population Services International (Mya)	Technical Services	224,392.45
Myanmar	Department Of Population	Technical Services	155,454.00
Myanmar	Myanmar Medical Association	Technical Services	71,293.09
Myanmar	National Aids Programme	Technical Services	47,994.24
Namibia	Oladele Arowolo	Technical Services	43,483.33
Nepal	New Era Ltd.	Technical Services	39,098.96
Nepal	Singh Transport	Technical Services	37,873.15
Nepal	Lord Buddha Educational Academy	Technical Services	32,372.36
Netherlands	Pj Verheij	Technical Services	52,138.00
Netherlands	University Of Groningen, Netherlands	Technical Services	48,048.00
Nicaragua	Tomas Jimenez Araya	Technical Services	38,770.00
Nicaragua	Chantal Pallais	Technical Services	30,878.20
Nicaragua	Jorge Luis Campos Cordero	Technical Services	30,628.20
Niger	Program. Nations U. Pour Le Developpemen	Technical Services	112,246.53
Nigeria	Unfpa Local Project Staff Nigeria	Technical Services	247,632.70
Nigeria	College Of Medicine, Uni Of Ibadan	Technical Services	100,000.00
Nigeria	Int. Conference On Aids/Sti's In Africa	Technical Services	65,946.86
Nigeria	Le Meridien Abuja	Technical Services	38,930.48
Norway	Rofi Industry	Technical Services	99,026.02
Pakistan	Reliance Services Company	Technical Services	1,290,468.00
Pakistan	Freeline Movers	Technical Services	152,169.16
Panama	Undp Representative Account	Technical Services	38,275.92
Peru	Genny Martinez Uribe	Technical Services	58,150.11
Peru	Gracia Subiria Franco	Technical Services	44,389.47
Peru	Monica Milagros Lay Alzamora	Technical Services	42,811.19
Peru	Walter Mendoza De Souza	Technical Services	35,380.83
Peru	Alicia Del Aguila Peralta	Technical Services	35,154.69
Peru	Asoc. Foro De La Sociedad Civil En Salud	Technical Services	32,295.69
Philippines	Demographic Research & Dev Found, Inc.	Technical Services	68,555.94
Philippines	World Health Organization - Philippines	Technical Services	39,800.00
Romania	Ideal Travel Srl	Technical Services	45,340.63
Rwanda	Rwandatel S.a.	Technical Services	35,548.97
Senegal	Direction De La Prévision Et De La Stat.	Technical Services	182,705.81
Senegal	Macoumba Thiam	Technical Services	57,403.40
Senegal	Anne Colmant	Technical Services	49,500.00
Senegal	Hugues Lago	Technical Services	31,472.50
Sierra Leone	J-j.j.m Cooling Enterprise	Technical Services	48,400.00
South Africa	Dataworld (Pty) Ltd	Technical Services	299,521.03
South Africa	World Food Programme	Technical Services	73,069.99
South Africa	Nomfanelo Ximiya	Technical Services	39,798.10
South Africa	Yamaha Distributors	Technical Services	39,710.00
South Africa	Ernotweni Arena	Technical Services	38,773.15
South Africa	Dr Kamfwa Anne Vibetti	Technical Services	36,393.23
South Africa	Nkxaso Training Centre	Technical Services	33,149.07
South Africa	Healthinsite	Technical Services	30,352.77
South Africa	Kopanong Hotel And Conference Centre	Technical Services	30,233.63
Sri Lanka	Lanka Jathika Sarvodaya Shrama.sangamaya	Technical Services	204,412.45
Sri Lanka	Muslim Women's Research And Action Forum	Technical Services	33,317.77
Sri Lanka	Women In Need	Technical Services	31,874.53

**Major Subcontracts placed by Agency during 2005**  
(Contracts of USD 30,000 or more)

Agency/Country Procurement	Name of supplier	Description of services	Total Cost (USD)
<b>UNFPA cont.</b>			
Sudan	Akadabi Steel Co	Technical Services	233,045.00
Sudan	A & Z Air Cargo	Technical Services	52,145.81
Sudan	Suman Shanshoeva	Technical Services	43,030.66
Sudan	Karen Diana Moore	Technical Services	39,257.53
Sudan	Maghrabian Company	Technical Services	38,229.66
Sudan	Roselidah Ondeko	Technical Services	37,165.28
Swaziland	United Nations Development Programme	Technical Services	51,779.38
Swaziland	Mngadi Thuli Patricia	Technical Services	41,744.93
Swaziland	Orion Hotel	Technical Services	38,670.39
Switzerland	Mannet S.a.r.l.	Technical Services	65,402.41
Switzerland	Intl Centre For Migration And Health	Technical Services	38,348.12
Syrian Arab Republic	Mamdouh Mbeid	Technical Services	61,600.47
Tanzania, United Republic of	Muhimbili University College Of Health S	Technical Services	43,975.37
Tanzania, United Republic of	Parts Petroleum Supply Ltd	Technical Services	36,310.01
Thailand	Un Escap	Technical Services	82,315.34
Thailand	The College Of Public Health, Chulalongk	Technical Services	36,560.40
Togo	Centre D'etudes De La Famille Africaine	Technical Services	78,543.19
Togo	Isaiah Adeleke Ebo	Technical Services	44,000.00
Togo	Odsta	Technical Services	30,662.33
Turkey	Hndp Turkey	Technical Services	62,562.00
Turkey	Hurriyet Gazetecilik Ve Matbaacilik As	Technical Services	30,628.85
United Kingdom	Crown Agents	Technical Services	1,461,651.77
United Kingdom	Richard Stanley Productions	Technical Services	97,711.00
United Kingdom	Hamid Rushwan	Technical Services	92,600.00
United Kingdom	Insd Limited	Technical Services	61,266.00
United Kingdom	Paul John Greening	Technical Services	57,390.00
United Kingdom	Peter Aydon Headley Robbs	Technical Services	48,045.96
United Kingdom	Integrated Management Systems Associates	Technical Services	40,000.00
United Kingdom	Camillia Fawzi El-solh	Technical Services	32,085.00
USA	United Nations Development Programme	Technical Services	5,254,566.63
USA	Sig 220 News Owners Llc	Technical Services	4,547,096.76
USA	United Nations	Technical Services	508,840.74
USA	Uti Usa, Inc.	Technical Services	425,772.68
USA	Custom Staffing Inc.	Technical Services	346,837.63
USA	Rjl Resources	Technical Services	259,568.50
USA	Rhino Enterprises Of Nyc	Technical Services	242,140.00
USA	Select International, Inc.	Technical Services	218,647.42
USA	Acsys, Inc.	Technical Services	210,187.50
USA	Pixelpress	Technical Services	208,856.00
USA	Verizon	Technical Services	177,223.00
USA	T-mobile(formerly Voicestream Wireless)	Technical Services	150,000.00
USA	Sds Global Logistics, Inc.	Technical Services	134,350.00
USA	Rachel Nyambi	Technical Services	111,241.38
USA	Harrison Conference Center At Glen Cove	Technical Services	99,971.00
USA	Etsec, Inc	Technical Services	98,000.00
USA	Janet Jensen	Technical Services	95,412.50
USA	Primus Telecommunications, Inc.	Technical Services	90,000.00
USA	Sita (Societe Int. De Telecommunicatio	Technical Services	88,742.87
USA	Typex Inc.	Technical Services	86,953.20
USA	Mariama Diop	Technical Services	83,430.00
USA	Susan H. Elliott	Technical Services	83,350.00
USA	Doral Forrestal Conference Center & Spa	Technical Services	82,000.00
USA	Innovative Web Programming, Llc	Technical Services	81,410.00
USA	Concepcion Llc.	Technical Services	80,000.00
USA	Robert Bontempo	Technical Services	75,000.00
USA	Global Crossing Conference	Technical Services	75,000.00
USA	Maysoon Melek	Technical Services	74,750.00
USA	Unicef	Technical Services	72,030.00
USA	At&T	Technical Services	69,200.00
USA	Kuehne And Nagel Inc	Technical Services	67,530.00
USA	Millenium Mechanical Services, Inc.	Technical Services	67,400.00
USA	Kekka Corporation	Technical Services	62,500.00
USA	Dee Dee Angagaw	Technical Services	60,900.00
USA	Patrick George Friel	Technical Services	60,300.00
USA	U. S. Census Bureau	Technical Services	59,844.00
USA	Management Sciences For Health	Technical Services	58,780.00
USA	Janneke Saltner	Technical Services	57,975.00
USA	Judith Senderowitz	Technical Services	57,519.34
USA	Michelle C. Fanzo	Technical Services	55,200.00
USA	Mary Adhiambo Otieno	Technical Services	55,159.00
USA	Betty Shandler	Technical Services	53,693.17
USA	Shana M. Ward	Technical Services	52,250.00
USA	Obi Emekekwe	Technical Services	51,600.00
USA	Marlou Anne Den Hollander	Technical Services	50,150.00
USA	Path Vietnam	Technical Services	50,000.00
USA	Hilton	Technical Services	49,097.00
USA	Douglas Gould And Company, Inc	Technical Services	49,000.00
USA	Saira Stewart	Technical Services	47,300.00
USA	Luisa Kislinger	Technical Services	47,040.00
USA	Dima Malhas	Technical Services	46,262.00
USA	Robert E. Grey	Technical Services	46,000.00
USA	Ann Katherine Pettigrew	Technical Services	45,452.00
USA	Emily Wylde	Technical Services	44,973.60
USA	Allyson Mckay Velez	Technical Services	44,940.00
USA	Katherine Tell	Technical Services	44,892.00
USA	Eduardo E. Mangas	Technical Services	43,650.00
USA	Charlotte Hansen	Technical Services	43,510.00
USA	Elizabeth Anne Spess	Technical Services	43,250.50
USA	Cheri Lynn Lovell	Technical Services	43,100.00
USA	Robert M. Moreno	Technical Services	41,739.00
USA	Kakenya Ntaiya	Technical Services	39,900.00
USA	Reddot Solutions Corporation	Technical Services	39,230.00
USA	Vicki Fan	Technical Services	39,150.00
USA	Veikko Roobert Kiljunen	Technical Services	37,800.00
USA	Esly Maritza Calix	Technical Services	37,689.00
USA	Marc Westhof	Technical Services	36,910.64
USA	Cps/Comtech, Inc.	Technical Services	36,666.60
USA	Consuela Britton	Technical Services	36,565.00

**Major Subcontracts placed by Agency during 2005**  
(Contracts of USD 30,000 or more)

Agency/Country Procurement	Name of supplier	Description of services	Total Cost (USD)
<b>UNFPA cont.</b>			
USA	Critical Masses Technology, Inc.	Technical Services	36,000.00
USA	Dina A. Deligiorgis	Technical Services	35,475.00
USA	Tebereh Petros	Technical Services	34,400.00
USA	The Capacity Development Group	Technical Services	33,922.00
USA	Andrea Irvin	Technical Services	33,500.00
USA	Donald David Hinrichsen	Technical Services	33,325.00
USA	Olivia Adjekum	Technical Services	33,000.00
USA	Tti Business Systems	Technical Services	32,000.00
USA	Oracle Usa, Inc.	Technical Services	31,970.42
USA	Bigman Brothers, Inc.	Technical Services	31,578.00
USA	Marie-suzanne Ndaw	Technical Services	31,320.00
USA	Margaret Sanger Center International	Technical Services	30,474.00
USA	Rashid Sherif	Technical Services	30,030.00
USA	Nextira One Solutions, Llc	Technical Services	30,000.00
Uruguay	Calvo, Juan Jose	Technical Services	67,886.82
Uruguay	Wilma Cecilia Maurente Beherens	Technical Services	31,827.89
Uzbekistan	Savdo Nashriyoti	Technical Services	41,483.76
Viet Nam	Cong Ty In Va Thuong Mai Thai Ha	Technical Services	81,391.04
Viet Nam	Cong Ty Co Phan Meinfra	Technical Services	76,721.61
Viet Nam	Undp Vietnam	Technical Services	42,805.71
Viet Nam	Cn Cty Ung Dung Ky Thuat Va San Xuat Bqp	Technical Services	35,111.00
Viet Nam	Sita Michael Bormann	Technical Services	31,171.00
Zambia	Pamodzi Hotel	Technical Services	164,760.22
Zimbabwe	Ogbaselessie Gebreamlak	Technical Services	120,371.54
<b>UNHCR</b>			
Australia	Step Two Designes	Software Engineering	49,085.95
Burundi	Interpetrol	Transport Arrangements And Forwarding Services	418,714.00
Canada	Sierra Systems Group Inc	Software Engineering	1,979,574.00
Canada	Sierra Systems Group Inc	Software Engineering	533,155.00
Canada	Sierra Systems Group Inc	Software Engineering	402,000.00
Canada	Sierra Systems Group Inc	It Consultants	162,000.00
Canada	Geospatial International Inc	Capacity Building	110,000.00
Canada	Sierra Systems Group Inc	It Consultants	81,000.00
Canada	E.s. Tunis And Associates Inc.	Investigation Services	80,000.00
Canada	Savill & Holdsworth Inc	Evaluation Services	72,750.00
Canada	Sierra Systems Group Inc	It Consultants	67,520.00
Canada	Sierra Systems Group Inc	It Consultants	63,798.00
Canada	Sierra Systems Group Inc	It Consultants	63,420.00
Canada	The Commonwealth Of Learning	In Service Training/Manpower Development	57,000.00
Canada	Human Resource Systems Group Ltd	Human Resource Development	53,254.84
Canada	The Commonwealth Of Learning	In Service Training/Manpower Development	40,420.00
Canada	The Commonwealth Of Learning	In Service Training/Manpower Development	38,800.00
Canada	Sierra Systems Group Inc	It Consultants	30,000.00
Canada	Sierra Systems Group Inc	It Consultants	30,000.00
Congo Dem Rep	Klat Charif	Lease Or Rental Of Property Or Building	166,350.00
Denmark	Danzas Sa / Dhl Freight	Air Charter	1,033,888.00
Denmark	Kuehne & Nagel A/S	Marine Cargo Transport	1,008,281.05
Denmark	Danzas Sa / Dhl Freight	Air Charter	788,830.00
Denmark	Kuehne & Nagel A/S	Sea Freight	460,849.67
Denmark	Bendix Transport Denmark Ltd.	Air Charter	423,750.00
Denmark	Kuehne & Nagel A/S	Marine Cargo Transport	299,925.00
Denmark	Kuehne & Nagel A/S	Air Charter	190,000.00
Denmark	Danzas Sa / Dhl Freight	Air Charter	177,000.00
Denmark	Kuehne & Nagel A/S	Marine Cargo Transport	152,288.00
Denmark	Kuehne & Nagel A/S	Marine Cargo Transport	150,154.00
Denmark	Kuehne & Nagel A/S	Transport Arrangements And Forwarding Services	145,002.00
Denmark	Kuehne & Nagel A/S	Transport Arrangements And Forwarding Services	140,000.00
Denmark	Kuehne & Nagel A/S	Air Charter	138,900.00
Denmark	Kuehne & Nagel A/S	Transport Arrangements And Forwarding Services	137,360.00
Denmark	Kuehne & Nagel A/S	Transport Arrangements And Forwarding Services	133,000.00
Denmark	Kuehne & Nagel A/S	Transport Arrangements And Forwarding Services	119,353.28
Denmark	Kpto A/S	Layout/Design Services	118,634.90
Denmark	Danzas Sa / Dhl Freight	Air Charter	113,000.00
Denmark	Kuehne & Nagel A/S	Transport Arrangements And Forwarding Services	108,500.00
Denmark	Kuehne & Nagel A/S	Transport Arrangements And Forwarding Services	98,280.00
Denmark	Kuehne & Nagel A/S	Transport Arrangements And Forwarding Services	97,217.55
Denmark	Kuehne & Nagel A/S	Transport Arrangements And Forwarding Services	93,500.00
Denmark	Kuehne & Nagel A/S	Transport Arrangements And Forwarding Services	90,342.00
Denmark	Kuehne & Nagel A/S	Transport Arrangements And Forwarding Services	90,000.00
Denmark	Kuehne & Nagel A/S	Transport Arrangements And Forwarding Services	88,000.00
Denmark	Kuehne & Nagel A/S	Transport Arrangements And Forwarding Services	85,470.00
Denmark	Kuehne & Nagel A/S	Transport Arrangements And Forwarding Services	84,770.00
Denmark	Kuehne & Nagel A/S	Transport Arrangements And Forwarding Services	77,863.78
Denmark	Kuehne & Nagel A/S	Transport Arrangements And Forwarding Services	76,117.79
Denmark	Kuehne & Nagel A/S	Transport Arrangements And Forwarding Services	75,105.00
Denmark	Kuehne & Nagel A/S	Transport Arrangements And Forwarding Services	71,950.56
Denmark	Kuehne & Nagel A/S	Marine Cargo Transport	69,302.51
Denmark	Kuehne & Nagel A/S	Transport Arrangements And Forwarding Services	67,540.01
Denmark	Kuehne & Nagel A/S	Transport Arrangements And Forwarding Services	67,000.00
Denmark	Kuehne & Nagel A/S	Transport Arrangements And Forwarding Services	65,800.00
Denmark	Kuehne & Nagel A/S	Transport Arrangements And Forwarding Services	63,431.49
Denmark	Kuehne & Nagel A/S	Marine Cargo Transport	63,196.13
Denmark	Kuehne & Nagel A/S	Marine Cargo Transport	63,000.00
Denmark	Kuehne & Nagel A/S	Transport Arrangements And Forwarding Services	60,000.00
Denmark	Kuehne & Nagel A/S	Transport Arrangements And Forwarding Services	59,588.38
Denmark	Kuehne & Nagel A/S	Transport Arrangements And Forwarding Services	59,158.65
Denmark	Kuehne & Nagel A/S	Air Cargo Transport	59,106.40
Denmark	Danzas Sa / Dhl Freight	Air Charter	58,210.00
Denmark	Kpto A/S	Printing	57,196.00
Denmark	Kuehne & Nagel A/S	Transport Arrangements And Forwarding Services	56,400.00

**Major Subcontracts placed by Agency during 2005**  
(Contracts of USD 30,000 or more)

Agency/Country Procurement	Name of supplier	Description of services	Total Cost (USD)
<b>UNHCR cont.</b>			
Denmark	Kuehne & Nagel A/S	Transport Arrangements And Forwarding Services	56,100.00
Denmark	Kuehne & Nagel A/S	Transport Arrangements And Forwarding Services	55,200.00
Denmark	Kuehne & Nagel A/S	Transport Arrangements And Forwarding Services	54,000.00
Denmark	Kuehne & Nagel A/S	Transport Arrangements And Forwarding Services	52,160.00
Denmark	Kuehne & Nagel A/S	Road Cargo Transport	50,815.00
Denmark	Kuehne & Nagel A/S	Transport Arrangements And Forwarding Services	50,000.00
Denmark	Kuehne & Nagel A/S	Transport Arrangements And Forwarding Services	50,000.00
Denmark	Kuehne & Nagel A/S	Marine Cargo Transport	49,775.00
Denmark	Kuehne & Nagel A/S	Transport Arrangements And Forwarding Services	49,750.00
Denmark	Kuehne & Nagel A/S	Transport Arrangements And Forwarding Services	49,669.75
Denmark	Kuehne & Nagel A/S	Transport Arrangements And Forwarding Services	49,047.00
Denmark	Kuehne & Nagel A/S	Marine Cargo Transport	49,000.00
Denmark	Kuehne & Nagel A/S	Road Cargo Transport	48,450.00
Denmark	Kuehne & Nagel A/S	Transport Arrangements And Forwarding Services	48,180.00
Denmark	Kuehne & Nagel A/S	Transport Arrangements And Forwarding Services	47,000.00
Denmark	Kuehne & Nagel A/S	Transport Arrangements And Forwarding Services	46,620.00
Denmark	Kuehne & Nagel A/S	Transport Arrangements And Forwarding Services	46,000.00
Denmark	Kuehne & Nagel A/S	Transport Arrangements And Forwarding Services	45,000.00
Denmark	Kuehne & Nagel A/S	Transport Arrangements And Forwarding Services	45,000.00
Denmark	Kuehne & Nagel A/S	Transport Arrangements And Forwarding Services	43,800.00
Denmark	Kuehne & Nagel A/S	Transport Arrangements And Forwarding Services	42,500.00
Denmark	Kuehne & Nagel A/S	Transport Arrangements And Forwarding Services	42,500.00
Denmark	Kuehne & Nagel A/S	Transport Arrangements And Forwarding Services	42,500.00
Denmark	Kuehne & Nagel A/S	Transport Arrangements And Forwarding Services	41,725.00
Denmark	Kuehne & Nagel A/S	Transport Arrangements And Forwarding Services	40,000.00
Denmark	Kuehne & Nagel A/S	Air Charter	39,000.00
Denmark	Kuehne & Nagel A/S	Transport Arrangements And Forwarding Services	38,650.00
Denmark	Kuehne & Nagel A/S	Air Cargo Transport	37,951.00
Denmark	Kuehne & Nagel A/S	Transport Arrangements And Forwarding Services	37,849.52
Denmark	Kuehne & Nagel A/S	Marine Cargo Transport	37,590.00
Denmark	Kuehne & Nagel A/S	Transport Arrangements And Forwarding Services	37,562.50
Denmark	Kuehne & Nagel A/S	Transport Arrangements And Forwarding Services	36,119.00
Denmark	Kuehne & Nagel A/S	Transport Arrangements And Forwarding Services	36,000.00
Denmark	Kuehne & Nagel A/S	Marine Cargo Transport	35,766.18
Denmark	Kuehne & Nagel A/S	Transport Arrangements And Forwarding Services	35,355.00
Denmark	Kuehne & Nagel A/S	Transport Arrangements And Forwarding Services	35,155.00
Denmark	Kuehne & Nagel A/S	Transport Arrangements And Forwarding Services	35,000.00
Denmark	Kuehne & Nagel A/S	Transport Arrangements And Forwarding Services	35,000.00
Denmark	Kuehne & Nagel A/S	Transport Arrangements And Forwarding Services	35,000.00
Denmark	Kuehne & Nagel A/S	Transport Arrangements And Forwarding Services	34,755.00
Denmark	Kuehne & Nagel A/S	Sea Charter	34,482.30
Denmark	Kuehne & Nagel A/S	Transport Arrangements And Forwarding Services	34,000.00
Denmark	Kuehne & Nagel A/S	Transport Arrangements And Forwarding Services	34,000.00
Denmark	Kuehne & Nagel A/S	Transport Arrangements And Forwarding Services	33,600.00
Denmark	Kuehne & Nagel A/S	Transport Arrangements And Forwarding Services	33,500.00
Denmark	Kuehne & Nagel A/S	Transport Arrangements And Forwarding Services	33,333.22
Denmark	Kuehne & Nagel A/S	Air Cargo Transport	32,621.00
Denmark	Kuehne & Nagel A/S	Transport Arrangements And Forwarding Services	31,600.00
Denmark	Kuehne & Nagel A/S	Transport Arrangements And Forwarding Services	31,080.00
Denmark	Kuehne & Nagel A/S	Transport Arrangements And Forwarding Services	31,059.75
Denmark	Kuehne & Nagel A/S	Transport Arrangements And Forwarding Services	31,000.00
Denmark	Kuehne & Nagel A/S	Transport Arrangements And Forwarding Services	31,000.00
Denmark	Kuehne & Nagel A/S	Transport Arrangements And Forwarding Services	30,520.48
Denmark	Kuehne & Nagel A/S	Transport Arrangements And Forwarding Services	30,050.00
Denmark	Kuehne & Nagel A/S	Transport Arrangements And Forwarding Services	30,000.00
Denmark	Kuehne & Nagel A/S	Transport Arrangements And Forwarding Services	30,000.00
Denmark	Kuehne & Nagel A/S	Transport Arrangements And Forwarding Services	30,000.00
Denmark	Kuehne & Nagel A/S	Transport Arrangements And Forwarding Services	30,000.00
France	Icom France	Security Systems Services	235,178.82
France	Emma Ltd	Specialized Educational Services	30,088.20
Germany	Muller +Partner Gmbh	Air Charter	305,000.00
Germany	Muller +Partner Gmbh	Air Charter	118,616.01
Germany	Muller +Partner Gmbh	Air Charter	113,000.00
Germany	Muller +Partner Gmbh	Air Cargo Transport	85,000.00
Germany	Muller +Partner Gmbh	Transport Arrangements And Forwarding Services	39,611.00
Iran (Islamic Republic Of)	Assadi Ahmad Mr	Lease Or Rental Of Property Or Building	150,000.00
Ireland	Novell Ireland Software Limited	Software Maintenance	442,818.92
Ireland	Microsoft Ireland Operations Ltd	Software Maintenance	389,265.53
Ireland	Microsoft Ireland Operations Ltd	Software Maintenance	79,893.15
Ireland	Microsoft Ireland Operations Ltd	Software Maintenance	69,413.00
Italy	Unhas Brindis	Air Charter	346,023.43
Italy	International Labour Office (Ilo)	Printing	88,803.36
Italy	International Labour Office (Ilo)	Printing	62,423.39
Italy	International Labour Office (Ilo)	Printing	55,000.00
Italy	Un System Staff College	In Service Training/Manpower Development	46,365.00
Italy	International Labour Office (Ilo)	Layout/Design Services	32,245.71
Kenya	Corrugated Sheets Ltd.	Transport Arrangements And Forwarding Services	319,175.00
Kenya	Corrugated Sheets Ltd.	Transport Arrangements And Forwarding Services	229,612.00
Lebanon	Bcom Ltd	Satellite Communication Services	59,050.00
Lebanon	Bcom Ltd	Satellite Communication Services	59,050.00
Lebanon	Bcom Ltd	Satellite Communication Services	59,050.00
Lebanon	Bcom Ltd	Satellite Communication Services	59,050.00
Lebanon	Bcom Ltd	Satellite Communication Services	59,050.00
Lebanon	Bcom Ltd	Satellite Communication Services	59,050.00
Lebanon	Bcom Ltd	Satellite Communication Services	59,050.00
Lebanon	Bcom Ltd	Satellite Communication Services	59,050.00
Lebanon	Bcom Ltd	Satellite Communication Services	59,050.00
Lebanon	Bcom Ltd	Satellite Communication Services	51,800.00
Lebanon	Bcom Ltd	Satellite Communication Services	51,800.00
Lebanon	Bcom Ltd	Satellite Communication Services	48,175.00
Lebanon	Bcom Ltd	Satellite Communication Services	44,550.00
Netherlands	Hsb Cards And Card Systems B.v.	Software Engineering	258,209.13
Netherlands	International Dispensary Association (Id	Transport Arrangements And Forwarding Services	37,800.00
Netherlands	Hsb Cards And Card Systems B.v.	Data Services	32,837.80
Romania	Ra Monitorul Oficial	Printing	50,596.63
Romania	Ra Monitorul Oficial	Printing	40,054.88
Senegal	Sosenap S.a.r.l	Transport Arrangements And Forwarding Services	79,216.87
Sierra Leone	Gooding,Angela	Lease Or Rental Of Property Or Building	72,737.50



**Major Subcontracts placed by Agency during 2005**  
(Contracts of USD 30,000 or more)

Agency/Country Procurement	Name of supplier	Description of services	Total Cost (USD)
<b>UNHCR cont.</b>			
Switzerland	Gallay - Berger Et Steffen	Office Construction Services	1,069,236.64
Switzerland	Oracle Software Gmbh	Software Maintenance	666,120.00
Switzerland	Spg	Lease Or Rental Of Property Or Building	577,759.84
Switzerland	Spg	Lease Or Rental Of Property Or Building	573,246.09
Switzerland	Fipoi	Lease Or Rental Of Property Or Building	542,920.35
Switzerland	Atiks S.a	Cleaning	523,274.34
Switzerland	Who - Icc	Information Technology Icc Services	507,698.00
Switzerland	Fipoi	Lease Or Rental Of Property Or Building	483,070.87
Switzerland	Fipoi	Lease Or Rental Of Property Or Building	475,581.40
Switzerland	Who - Icc	Information Technology Icc Services	444,728.00
Switzerland	Who - Icc	Information Technology Icc Services	393,162.00
Switzerland	Spg	Lease Or Rental Of Property Or Building	386,033.33
Switzerland	Who - Icc	Information Technology Icc Services	377,659.00
Switzerland	Ibm (Schweiz) Gmbh	It Installation Services	364,897.00
Switzerland	Who - Icc	Information Technology Icc Services	333,614.00
Switzerland	Eica Informatique Sa	Database Systems	328,500.00
Switzerland	Telecom Systems Sa	It Installation Services	293,467.94
Switzerland	Bio-id Technologies Sa	Iris Recognition Technology	292,100.00
Switzerland	Fipoi	Lease Or Rental Of Property Or Building	268,359.38
Switzerland	Bio-id Technologies Sa	Iris Recognition Technology	258,000.00
Switzerland	Services Industriels De Geneve	Electrical Services	250,000.00
Switzerland	Oracle (Switzerland) Ag	Software Maintenance	225,324.72
Switzerland	Spider Network Ag	Software Maintenance	212,481.68
Switzerland	Fipoi	Lease Or Rental Of Property Or Building	210,937.50
Switzerland	Tsa Telecom Sa	Renewal/Extension Of Cctv Coverage (Cameras + Software) At Unhcr Geneva Premises (3 Loc	193,221.37
Switzerland	Dhl Express (Suisse) S.a.	Courier Services	182,203.39
Switzerland	Eica Informatique Sa	Database Systems	178,800.00
Switzerland	Dhl Express (Suisse) S.a.	Courier Services	170,542.64
Switzerland	Open Text Ag - Suisse	Software Maintenance	163,986.00
Switzerland	Spg	Lease Or Rental Of Property Or Building	146,304.27
Switzerland	Swisscom Solutions Sa	Installation Services	143,420.73
Switzerland	Services Industriels De Geneve	Electrical Services	141,732.28
Switzerland	Spg	Lease Or Rental Of Property Or Building	140,792.04
Switzerland	Spg	Lease Or Rental Of Property Or Building	140,792.04
Switzerland	Spg	Lease Or Rental Of Property Or Building	140,792.04
Switzerland	Swisscom Solutions Sa	Local Telephone Communications	135,000.00
Switzerland	Integralis Sa	It Installation Services	132,706.00
Switzerland	Spg	Lease Or Rental Of Property Or Building	132,579.17
Switzerland	Securiton Sa	Security Maintenance	126,541.89
Switzerland	Dgm Veron Grauer S.a.	Building And Shelter Support Services	118,110.24
Switzerland	Nevicom Sa	Audio-visual Equipment/Installation/Training	112,828.32
Switzerland	Rhone-electra Sa	Security Systems Services	111,905.38
Switzerland	Sita	Satellite Communication Services	111,500.00
Switzerland	Xerox Office Supplies Sa	Reproduction Lease	106,837.61
Switzerland	Swisscom Fixnet Ag	Telephone Lines Rental	103,846.15
Switzerland	Spg	Lease Or Rental Of Property Or Building	99,111.11
Switzerland	Xerox Ag	Reproduction Lease	96,899.22
Switzerland	L'iv Com Sarl	Printing	91,773.44
Switzerland	Unog	Reproduction Lease	86,942.74
Switzerland	Rhone-electra Sa	Electrical Services	86,539.79
Switzerland	Verestar Gmbh	Sat Services Verestar	84,860.00
Switzerland	Dgm Veron Grauer S.a.	Building And Shelter Support Services	84,745.76
Switzerland	Impris Gmbh, Zurich P.a.privera Sa	Lease Or Rental Of Property Or Building	79,510.00
Switzerland	Impris Gmbh, Zurich P.a.privera Sa	Lease Or Rental Of Property Or Building	75,127.56
Switzerland	Impris Gmbh, Zurich P.a.privera Sa	Lease Or Rental Of Property Or Building	74,540.63
Switzerland	Nevicom Sa	Lease Of Videoconference Equipment	71,755.73
Switzerland	Swisscom Fixnet Ag	Telephone Lines Rental	71,598.90
Switzerland	Verestar Gmbh	Sat Services Verestar	67,888.00
Switzerland	Swisscom Immeubles Sa	Technical Installation	67,683.20
Switzerland	Impris Gmbh, Zurich P.a.privera Sa	Lease Or Rental Of Property Or Building	64,789.38
Switzerland	L + B Ag/ Dr.med.pohl	Lease Or Rental Of Property Or Building	63,552.63
Switzerland	S&H Switzerland	Consultant Fees	62,400.00
Switzerland	Unog	Mailing Services	57,250.87
Switzerland	S&H Switzerland	Consultant Fees	57,000.00
Switzerland	Rhone-electra Sa	Electrical Services	54,380.93
Switzerland	Trueb Switzerland	Printing	54,294.57
Switzerland	Zurich Insurance	Third Party Vehicle Insurance	52,895.42
Switzerland	Atiks S.a	Cleaning	51,181.10
Switzerland	Getunik Ag	Mass Communication Services	49,338.58
Switzerland	Mindsonte Integral Sa	E-learning Services	48,425.20
Switzerland	Resource Group International Sarl	Computer Programmers	48,000.00
Switzerland	Regie Du Centre	Lease Or Rental Of Property Or Building	46,592.92
Switzerland	Swisscom Fixnet Ag	Telephone Lines Rental	46,500.00
Switzerland	E-secure Sarl	Software Maintenance	46,000.00
Switzerland	Oracle Software Gmbh	Software Maintenance	45,228.40
Switzerland	Bechtle Comsoft Direct	Software Maintenance	45,133.86
Switzerland	Pro Metal Stock Sa	Interior Finishing	44,349.58
Switzerland	Regie Du Centre	Lease Or Rental Of Property Or Building	43,875.00
Switzerland	Equy Sa	Security Systems Services	43,166.14
Switzerland	S&H Switzerland	Consultant Fees	42,560.00
Switzerland	Delphisoft S.a.	Business Transaction And Personal Business Software	42,500.00
Switzerland	Delphisoft S.a.	Business Transaction And Personal Business Software	42,500.00
Switzerland	Regie Du Centre	Lease Or Rental Of Property Or Building	41,456.69
Switzerland	Regie Du Centre	Lease Or Rental Of Property Or Building	41,132.81
Switzerland	Resource Group International Sarl	Computer Programmers	41,015.63
Switzerland	Open Text Ag - Suisse	Software Maintenance	40,500.00
Switzerland	Who - Icc	Information Technology Icc Services	39,957.00
Switzerland	Rhone-electra Sa	Electrical Services	39,507.69
Switzerland	Unified Business Solutions Ag	Local Telephone Communications	39,370.08
Switzerland	Colt Telecom Ag	Local Telephone Communications	39,062.50
Switzerland	Oracle (Switzerland) Ag	Consultant Fees	39,024.00
Switzerland	Delphisoft S.a.	Business Transaction And Personal Business Software	36,000.00
Switzerland	Dhl Express (Suisse) S.a.	Transport Arrangements And Forwarding Services	35,294.12
Switzerland	Unified Business Solutions Ag	Local Telephone Communications	35,134.76
Switzerland	Concise-management Sarl	It Consultants	35,000.00
Switzerland	Eica Informatique Sa	Database Systems	33,560.00
Switzerland	Oracle Software Gmbh	Software Training	32,093.02
Switzerland	Swisscom Solutions Sa	Local Telephone Communications	31,496.06
Switzerland	Attachmate Sales Ag	Software Maintenance	31,219.51
Switzerland	Atar Roto Presse Sa	Printing	30,894.31
Switzerland	Natural Le Coultre	Lease Or Rental Of Property Or Building	30,464.60
Switzerland	Strategic Communications S.a.	Printing	30,000.00
Turkey	Boutros Maritime And Transport S.a.	General Goods Storage	50,400.00
Turkey	Boutros Maritime And Transport S.a.	General Goods Storage	48,000.00
Turkey	Boutros Maritime And Transport S.a.	Road Cargo Transport	38,950.00

**Major Subcontracts placed by Agency during 2005  
(Contracts of USD 30,000 or more)**

Agency/Country Procurement	Name of supplier	Description of services	Total Cost (USD)
<b>UNHCR cont.</b>			
United Kingdom	Cedar Consulting Uk Ltd	It Consultants	559,869.09
United Kingdom	Chapman Freeborn Airchartering Ltd	Air Charter	228,100.02
United Kingdom	Chapman Freeborn Airchartering Ltd	Air Charter	226,250.00
United Kingdom	Chapman Freeborn Airchartering Ltd	Air Charter	137,000.00
United Kingdom	Marsh Limited	Insurance Ad Hoc	116,292.00
United Kingdom	Chapman Freeborn Airchartering Ltd	Air Charter	108,350.00
United Kingdom	Practical Management	External Analytical Services	95,040.00
United Kingdom	Square One Resources Limited	Consultant Fees	78,450.00
United Kingdom	Square One Resources Limited	Consultant Fees	74,250.00
United Kingdom	Hexaware Technologies Limited Uk	Software Maintenance	73,800.00
United Kingdom	Intrac	Specialized Educational Services	66,206.65
United Kingdom	Burnett Works Limited	Mass Communication Services	63,181.30
United Kingdom	Sigmar Technologies Ltd	Software Engineering	62,060.71
United Kingdom	Toyota Gibraltar Stockholdings Ltd	Transport Arrangements And Forwarding Services	53,336.48
United Kingdom	Toyota Gibraltar Stockholdings Ltd	In Service Training/Manpower Development	50,067.84
United Kingdom	Illuceo Limited	It Consultants	49,618.32
United Kingdom	Toyota Gibraltar Stockholdings Ltd	Transport Arrangements And Forwarding Services	41,588.48
United Kingdom	Toyota Gibraltar Stockholdings Ltd	Transport Arrangements And Forwarding Services	37,437.07
United Kingdom	Portlock Software Ltd	Software Maintenance	35,950.19
United Kingdom	Hexaware Technologies Limited Uk	Software Maintenance	32,800.00
United Kingdom	Skillsoft Uk Ltd	E-learning Services	32,500.00
USA	Air Serv International	Aircraft	641,520.00
USA	Air Serv International	Aircraft	200,000.00
USA	Hugh Wood Inc	Insurance Cargo Marine/Warehouse	65,929.62
USA	Interworks Llc	Specialized Educational Services	53,124.00
USA	Interworks Llc	Specialized Educational Services	51,000.00
USA	Air Serv International	Aircraft	50,000.00
USA	Interworks Llc	Specialized Educational Services	43,000.00
USA	Interworks Llc	Specialized Educational Services	40,895.00
USA	Hugh Wood Inc	Insurance Cargo Marine/Warehouse	37,633.90
USA	Hugh Wood Inc	Insurance Cargo Marine/Warehouse	37,438.95
USA	Interworks Llc	Specialized Educational Services	34,980.00
USA	Hugh Wood Inc	Insurance Cargo Marine/Warehouse	33,418.00
<b>UNIDO</b>			
Argentina	Instituto Nacional De Tecnologia Industrial	Ozone Layer Depletion	66,831.00
Austria	Miscellaneous Obligations	Electricity, Generation And Distrib	596,865.01
Austria	Miscellaneous Obligations	Electricity, Generation And Distrib	100,000.00
Austria	Kwi Management Consultants And Auditors Gmbh	Technological Information Exchange	74,698.80
Austria	Miscellaneous Obligations	Electricity, Generation And Distrib	47,500.00
Belgium	Euro Consultants Sa	Feasibility Studies	30,689.00
Benin	Centre For Environment And Development In Africa	Environmental Protection	48,500.00
China	China State Environmental Protection Adm	Ozone Layer Depletion - Refrigerati	2,497,539.01
China	China State Environmental Protection Adm	Ozone Layer Depletion - Foams	1,700,000.00
China	China State Environmental Protection Adm	Ozone Layer Depletion - Refrigerati	1,000,000.00
China	Shanxi Century Central Test Electric Science & Tec	Energy Conservation	210,000.00
China	National Research Center For Environmental Analysi	Pollution Related Services	202,360.00
China	Tianjin Cement Industry Design & Research Institut	Energy Conservation	200,000.00
China	Nanjing Triumph Cement Technology Engineering Co.	Energy Conservation	198,000.00
China	Shenyang Hetai Building Material Technical Consult	Energy Conservation	192,000.00
China	Energy And Environmental Devepment Eed	Energy Conservation	180,000.00
China	Xian Wall Material Research And Design Institute	Energy Conservation	180,000.00
China	Xian Kaisheng Building Materials Engineering Co.	Energy Conservation	168,000.00
China	Agro Environmental Protection Institute Of Ministr	Energy Conservation	105,000.00
China	Chengdu Design And Research Institute Co Ltd	Energy Conservation	100,000.00
China	The Third Chemi Eng Construction Company Of China	Energy Conservation	100,000.00
China	Chaoyang Heavy Machinery Co Ltd	Energy Conservation	70,000.00
China	Township Enterprise Development Center Tedc	Energy Conservation	69,500.00
China	National Institute For The Control Of Pharmaceutic	Ozone Layer Depletion	69,000.00
China	Wafangdian Hualong Fiberglass Factory Whff	Energy Conservation	60,000.00
China	Xian Research And Design Insitute	Ozone Layer Depletion - Refrigerati	60,000.00
Croatia	Croatian Cleaner Production Centre	Environmental Protection Specialist	40,000.00
Croatia	University Of Zagreb Faculty Mech Eng Naval Archi	Ozone Layer Depletion - Refrigerati	30,000.00
Denmark	Hap Consultants	Industrial Development Surveys	130,977.84
Afghanistan	Danish Committee For Aid To Afghan Refugees	Training	136,245.01
Ecuador	Seprocco Cia Ltd	Development Of Small-scale Industri	66,452.16
Egypt	Agricultural Research Centre Arc	Methyl Bromide	450,000.00
Egypt	Egyptian Environmental Affairs Agency Eeaa	Environmental Institution Building	167,205.01
Egypt	Baya Net	Industrial Promotion	51,525.01
France	Automobile Peugeot	Ozone Layer Depletion - Refrigerati	51,826.00
Georgia	Civil Society Of Peasants Associations Csp	Ozone Layer Depletion - Solvents	61,320.00
India	Federation Of Indian Chambers Of Commerce	Training	161,680.00
India	Ramakanta Swain	Architecture,Engineering,Constructi	44,384.46
India	M/S Navdeep Engineering	Ozone Layer Depletion - Solvents	37,812.00
India	Pradeep Shetye Pvt Ltd	Ozone Layer Depletion - Solvents	32,018.00
Indonesia	Kementerian Negara Lingkungan Hidup	Methyl Bromide	156,880.00
Indonesia	P T Garuda Indonesia	Ozone Layer Depletion - Solvents	40,233.00
Italy	Gtp Service S R L	Ozone Layer Depletion - Refrigerati	439,700.00
Italy	Italprogetti Engineering	Leather & Leather Products Footwear	195,043.00
Italy	Costruzioni Ing Enrico Pasqualucci S R L	Industrial Financing And Investment	187,951.81
Italy	Area Science Park	Leasing Or Rental Services	167,438.30
Italy	University Of Bologna	Environmental Rehabilitation	46,783.63
Italy	Venice International University	Development Of Small-scale Industri	39,231.71
Italy	Area Science Park	Communications	35,542.17
Jordan	Raz Consult	Dairy Products And Eggs	54,400.00
Lebanon	Fincorp Engineering	Ozone Layer Depletion - Foams	248,800.00
Macedonia	Center For Environmental Technologies	Ozone Layer Depletion	60,000.00
Macedonia	Ministry Of Environment And Physical Planning	Environmental Institution Building	30,000.00

**Major Subcontracts placed by Agency during 2005**  
(Contracts of USD 30,000 or more)

Agency/Country Procurement	Name of supplier	Description of services	Total Cost (USD)
<b>UNIDO cont.</b>			
Mexico	Cydsa Corporativo S A De C V	Ozone Layer Depletion	7,810,000.00
Mexico	Universidad Autonoma Chapingo	Ozone Layer Depletion - Solvents	152,000.00
Mexico	Control Ambiental Profesional Del Norte S A De C	Ozone Layer Depletion - Refrigerati	92,660.00
Mexico	Price Waterhouse Coopers S C	Ozone Layer Depletion	30,000.00
Morocco	Apefel Association De Producteurs Exportateurs	Methyl Bromide	119,850.00
Netherlands	Ecorys Nederland Bv	Industrial Research And Development	79,627.76
Nigeria	Helicon Nigeria Ltd	Construction	172,320.56
Norway	Institute Of Marine Research	Fisheries	340,000.00
Pakistan	Technical Education And Vocational Training Author	Training	95,117.00
Pakistan	Breeze Frost Industries Ltd	Ozone Layer Depletion	68,000.00
Pakistan	Pakistan Institute Of Development Economics Pide	Promotion Of Export-oriented Indust	62,553.69
Pakistan	Hirra Farooq S Limited	Ozone Layer Depletion	32,500.00
Pakistan	In Consult Limited	Ozone Layer Depletion - Solvents	31,150.00
Republic of Korea	5th October Electronic And Automation Comapny	Ozone Layer Depletion - Refrigerati	75,411.00
Republic of Korea	Ministry Of Electronic Industry	Ozone Layer Depletion - Refrigerati	32,385.01
Serbia and Montenegro	Prva Iskra Engineering	Ozone Layer Depletion - Foams	117,250.00
Sri Lanka	Enco Private Limited	Construction	207,187.50
Switzerland	Gea Messo Ag	Engineering Design	482,114.00
Switzerland	Fhbb Fachhochschule Beider Basel	Environmental Protection Advisory S	38,000.00
Syrian Arab Republic	General Commision For Scientific Agricultural Rese	Ozone Layer Deplition - Methyl Brom	65,480.00
Turkey	Turkey Technology Development Foundation Ttg	Ozone Layer Deplition - Methyl Brom	196,200.00
United Arab Emirates	Ejada Systems Company Limited	Training	60,000.00
United Kingdom	Manchester Business School	Industrial Consulting Services	75,304.88
United Kingdom	Ima International	Training	39,980.00
United Kingdom	Accountability Institute Of Social And Ethical	Development Of Small-scale Industri	36,300.00
United Kingdom	Nigel Bauer And Associates	Training	35,742.00
United Kingdom	Nigel Bauer And Associates	Training	33,898.00
United Republic of Tanzania	Tanzania Automative Technology Centre	Special Industrial Plants And Machi	80,000.00
USA	Organization Of American States	Solar Energy	121,000.00
USA	R W Beck	Electricity, Generation And Distrib	35,605.01
USA	Climate Institute	Energy Policy	35,000.00
<b>UNOG</b>			
Belgium	Televic Sa	Office, computer and communication	406,263.29
Belgium	Televic Sa	Office, computer and communication	204,212.02
Belgium	Televic Sa	Office, computer and communication	176,042.16
Belgium	Isis Europe	Legal specialisms	175,344.78
Belgium	Isis Europe	Legal specialisms	116,103.04
China	China Translation & Publishing Corp	Printing services	35,140.00
Denmark	Dalberg Development Europe Aps	Management advisory services	396,200.00
Egypt	Meri-middle East Readers Info.cent	Printing services	43,925.00
France	Mda	Construction services, n.e.c.	300,292.68
France	Dynetcom.	Wide area network (WAN) maintenance	194,038.00
France	Dynetcom.	Wide area network (WAN) maintenance	194,038.00
France	Malinvaud Freres Sa	Printing services	122,398.31
France	Gli	Technical requirements studies for	100,000.00
France	Prezioso	General building maintenance and re	79,905.02
France	Dimo Gestion	Vendor-specific software support an	67,100.00
France	Citadines	Legal specialisms	59,876.35
France	Prezioso	Construction services, n.e.c.	49,533.24
France	Imprimerie Nouvelle Gonnet	Printing services	48,845.75
France	Prezioso	General building maintenance and re	35,921.50
France	Prezioso	Construction services, n.e.c.	35,736.78
France	Dynetcom.	Vendor-specific software support an	33,609.41
Germany	Haverkamp Gmbh, Intl. Department	Construction services, n.e.c.	767,063.66
Germany	Haverkamp Gmbh, Intl. Department	Construction services, n.e.c.	52,288.58
Hungary	Regional Environment Center For	Legal specialisms	50,000.00
Ireland	Novell Ireland	Vendor-specific software support an	36,383.81
Ireland	Novell Ireland	Vendor-specific software support an	31,948.18
Japan	Ana Hotel Hiroshima	Legal specialisms	35,153.00
Netherlands	Swets Information Services Bv	Legal specialisms	144,196.12
Netherlands	Rivm	Management advisory services	54,328.24
Netherlands	C-content B.v.	Data transmission	36,864.41
Netherlands	Cmp Information	Trade promotion	35,177.37
Norway	Telenor As	Telecommunication management	328,300.00
Norway	Telenor As	Telephone services	46,133.13
Norway	Telenor As	Telephone services	36,293.07
Russian Federation	Interdialect Plus	Language	36,680.15
South Africa	Fastfunction	Legal specialisms	120,000.00
Spain	Indra	Training, other	76,847.06
Sweden	Sipri-stockholm Int.peace Res.inst.	Legal specialisms	1,056,803.17
Sweden	Sipri-stockholm Int.peace Res.inst.	Legal specialisms	235,294.12
Sweden	Satpool Ab	Telephone services	65,966.48
Sweden	Satpool Ab	Telephone services	63,350.75
Sweden	Satpool Ab	Telephone services	59,439.05
Sweden	Satpool Ab	Telephone services	57,063.79
Sweden	Satpool Ab	Telephone services	53,905.86
Sweden	Satpool Ab	Telephone services	48,622.38
Sweden	Satpool Ab	Telephone services	30,149.07

**Major Subcontracts placed by Agency during 2005**  
(Contracts of USD 30,000 or more)

Agency/Country Procurement	Name of supplier	Description of services	Total Cost (USD)
<b>UNOG cont.</b>			
Switzerland	Nextiraone Suisse Sarl	Specialised communications systems	2,304,674.22
Switzerland	Iss Facility Services Sa	Cleaning services	1,456,516.67
Switzerland	Losinger Construction Sa	Construction work and site managem	1,405,434.58
Switzerland	Fondation Des Immeub. Organ.intern.	Real estate services	929,572.65
Switzerland	Iss Multiservice S.a.	Cleaning services	922,807.87
Switzerland	Iss Facility Services Sa	Cleaning services	894,630.53
Switzerland	Losinger Construction Sa	Construction work and site managem	771,923.17
Switzerland	Iss Facility Services Sa	Cleaning services	711,061.95
Switzerland	R. Morand Et Fils Sa	Locksmiths	706,538.05
Switzerland	Privera Immeubles Commerciaux Sa	Real Estate Services	640,743.01
Switzerland	Iss Facility Services Sa	Cleaning services	625,000.00
Switzerland	R. Morand Et Fils Sa	Security installations maintenance	444,332.00
Switzerland	Aig Europe	Insurance, other	396,666.67
Switzerland	Moutinho J	General building maintenance and re	352,000.00
Switzerland	Mardeco Sa	Construction work and site managem	335,294.12
Switzerland	Soraco Sa	Security installations maintenance	312,113.82
Switzerland	Cegelec Sa	Telephone services	300,000.00
Switzerland	Cegelec Sa	Telephone services	300,000.00
Switzerland	Xerox Ag	Office equipment leasing and rental	290,708.00
Switzerland	Sharp Electronics (Suisse) Sa	Office equipment leasing and rental	280,702.00
Switzerland	A. Desplats Sa	Construction services, n.e.c.	279,955.75
Switzerland	Xerox Ag	Office equipment leasing and rental	256,641.00
Switzerland	G. Constantin Sa	Training, other	253,888.52
Switzerland	Boccard Parcs Et Jardins Sa	Tradesman's services, other	252,100.84
Switzerland	Jardins Et Batiments Sa	General building maintenance and re	241,321.38
Switzerland	Minerg-appelsa Sa	Plumbing maintenance and repair	240,203.86
Switzerland	Construction Perret Sa Et Dmb Sa	General building maintenance and re	196,017.70
Switzerland	Services Industriels De Geneve	Office Equipment Leasing And Rental	193,973.33
Switzerland	Construction Perret Sa	Construction services, n.e.c.	192,435.50
Switzerland	G. Constantin Sa	Construction services, n.e.c.	188,520.98
Switzerland	Sedelec Sa	Electrical Installations Maintenanc	183,050.85
Switzerland	Iffland Freres Sa	Construction services, n.e.c.	171,219.51
Switzerland	Nextiraone Suisse Sarl	Telephone services	161,583.72
Switzerland	Cegelec Sa	Telephone services	156,724.12
Switzerland	Siemens Building Technologies S.a.	Fire Installations Maintenance And	147,500.00
Switzerland	Hewlett Packard (Suisse) Sa	Database Management Systems	143,435.04
Switzerland	Ascenseurs Schindler Ag	Electrical Installations Maintenanc	142,409.32
Switzerland	Weber Shandwick Worldwide	Communications, other	137,600.00
Switzerland	Egg-telsa Sa	Electrical Installations Maintenanc	136,038.93
Switzerland	Bechtie Comsoft Direct S.a.	Vendor-specific software support an	126,551.75
Switzerland	Pricewaterhouse Coopers-suisse	Accountancy	125,475.00
Switzerland	Iffland Freres Sa	Security installations maintenance	124,264.80
Switzerland	Coll Telecom S.a.	Data communications systems	120,344.07
Switzerland	Joseph Menu Sa	Tradesman's services, other	118,328.74
Switzerland	Comquest	Computer security	117,736.00
Switzerland	Egg-telsa Sa	Electrical Installations Maintenanc	117,483.72
Switzerland	Otis	Electrical Installations Maintenanc	115,551.97
Switzerland	Sharp Electronics (Suisse) Sa	Office equipment leasing and rental	110,859.00
Switzerland	Alvazzi Sa	Plumbing maintenance and repair	109,598.85
Switzerland	Werner Isolations Sa	Building maintenance and repair n.e	108,405.95
Switzerland	Nextiraone Suisse Sarl	Telecommunication Equipment	107,273.50
Switzerland	Sicli Materiel Incendie Sa	Fire Installations Maintenance And	106,750.00
Switzerland	Cegelec Sa	Telephone services	105,320.50
Switzerland	Metalu Sa	Locksmiths	104,580.15
Switzerland	Iss Facility Services Sa	Vehicle Rental	97,110.77
Switzerland	Carlson Wagonlit Travel	Travel facilitation	94,915.38
Switzerland	Dimension Data	Computer security	92,575.00
Switzerland	Entreprise Belloni Sa	Construction services, n.e.c.	88,495.58
Switzerland	Sharp Electronics (Suisse) Sa	Office equipment leasing and rental	88,290.70
Switzerland	Hewlett Packard (Suisse) Sa	Database management systems	86,000.00
Switzerland	Symetria Ltd.	Specialised communications systems	85,860.00
Switzerland	Xerox Ag	Office equipment leasing and rental	85,094.00
Switzerland	Institut Suisse De La Securite	Legal Specialisms	84,070.80
Switzerland	Siemens Building Technologies S.a.	Security installations maintenance	82,940.13
Switzerland	Weyermann Sa	Building Maintenance And Repair N.e	82,543.97
Switzerland	Prometal Stock Sa	Construction Services, N.e.c.	80,520.86
Switzerland	Sedelec Sa	Electrical Installations Maintenanc	79,166.67
Switzerland	Construction Perret Sa Et Dmb Sa	General building maintenance and re	78,775.37
Switzerland	Thomson Financial Limited	Data communications systems	78,204.00
Switzerland	Gartner	Vendor-specific Software Support An	77,000.00
Switzerland	Zschokke Construction Sa	General building maintenance and re	75,713.11
Switzerland	G. Constantin Sa	Plumbing Maintenance And Repair	72,550.36
Switzerland	Axima Sa	Building Maintenance And Repair N.e	69,961.83
Switzerland	Iss Facility Services Sa	Building services	69,184.00
Switzerland	Cd Training	Technical Vocational Training	66,666.67
Switzerland	Schneider A. Sa	General building maintenance and re	65,891.47
Switzerland	Id Integrated Data Sa	Software installation	65,882.35
Switzerland	Hotel - Restaurant Prealpina	Business seminars	64,442.80
Switzerland	Technicongres Martano Sa	Office, computer and communication	64,106.30
Switzerland	Jardins Et Batiments Sa	General building maintenance and re	64,045.19
Switzerland	Xerox Ag	Office equipment leasing and rental	64,035.00
Switzerland	Entreprise Belloni Sa	Construction services, n.e.c.	62,500.00
Switzerland	Iss Facility Services Sa	Vehicle Rental	62,167.00
Switzerland	Iss Facility Services Sa	Vehicle Rental	62,167.00
Switzerland	Id Integrated Data Sa	Software installation	61,250.00
Switzerland	Ab Jardin Sarl	General building maintenance and re	61,228.35
Switzerland	Ascenseurs Schindler Ag	Electrical Installations Maintenanc	60,425.95
Switzerland	Mannet Sarl	Management Training	60,000.00
Switzerland	Tata Ag	Training And Demonstrational Models	60,000.00
Switzerland	Adeco	Conditions of employment	60,000.00
Switzerland	Minerg-appelsa Sa	Building Maintenance And Repair N.e	59,541.98
Switzerland	Hewitt Associates	Legal specialisms	59,375.00
Switzerland	Microsoft Schweiz Gmbh	Vendor-specific software support an	58,593.75
Switzerland	Hotel Du Golf	Business seminars	57,517.50
Switzerland	Ibm (Suisse)	Computer programming management	57,435.90
Switzerland	Sharp Electronics (Suisse) Sa	Office equipment leasing and rental	56,490.00
Switzerland	Bc Basel Consulting Group Ag	Specialised management training	55,525.00
Switzerland	Mino Installations Thermiques Sa	Plumbing maintenance and repair	54,700.85
Switzerland	Weyermann Sa	Building Maintenance And Repair N.e	53,775.63
Switzerland	Cegelec Sa	Data centres	53,427.48
Switzerland	Nextiraone Suisse Sarl	Telephone services	53,200.64
Switzerland	A. Desplats Sa	Building Maintenance And Repair N.e	52,991.45
Switzerland	Maulini Sa	General building maintenance and re	51,908.40
Switzerland	Hotel Cailler	Business seminars	50,387.60
Switzerland	Syma -system Ag	Office Equipment Leasing And Rental	49,306.18
Switzerland	Atel Bornet Sa	Electrical Installations Maintenanc	49,153.54
Switzerland	Weyermann Sa	Building Maintenance And Repair N.e	48,854.96
Switzerland	Hewlett Packard (Suisse) Sa	Database Management Systems	48,328.09
Switzerland	Hotel - Restaurant Prealpina	Business seminars	48,118.88
Switzerland	Lanoir Jean Sa	Construction services, n.e.c.	47,699.19

**Major Subcontracts placed by Agency during 2005**  
(Contracts of USD 30,000 or more)

Agency/Country Procurement	Name of supplier	Description of services	Total Cost (USD)
<b>UNOG cont.</b>			
Switzerland	Novelli (Schweiz) Ag	System design and development	45,801.53
Switzerland	Hotel Du Golf	Business seminars	45,623.89
Switzerland	Dorner Sa	Construction work and site managemen	45,038.17
Switzerland	Transcom Sa	Vendor-specific software support an	44,400.00
Switzerland	Hotel Epsom Manotel	Business seminars	43,461.54
Switzerland	Gremlich Freres Sa	Construction services, n.e.c.	43,203.57
Switzerland	Lanoir Jean Sa	Construction services, n.e.c.	43,025.21
Switzerland	Abdf - Entreprise Forestiere	Pre-erection And General Erection W	42,735.04
Switzerland	Hotels Drake Et Longchamp	Hotel industry	42,000.00
Switzerland	Egg-telsa Sa	Electrical Installations Maintenanc	41,846.07
Switzerland	G. Constantin Sa	Plumbing Maintenance And Repair	41,212.50
Switzerland	Swisscom Solutions Sa	Office Equipment Leasing And Rental	41,015.38
Switzerland	Qim Info Sa	Vendor-specific software support an	40,200.00
Switzerland	Mottu Sa	Construction services, n.e.c.	40,171.26
Switzerland	Iss Facility Services Sa	Cleaning services	39,141.67
Switzerland	Cegelec Sa	Telephone services	38,584.07
Switzerland	R. Morand Et Fils Sa	Locksmiths	37,989.11
Switzerland	Losinger Construction Sa	Construction work and site managemen	37,364.73
Switzerland	Emcaro	Construction services, n.e.c.	36,976.74
Switzerland	Id Integrated Data Sa	Software installation	36,030.53
Switzerland	Dema Sa	General Building Equipment Rental A	35,897.44
Switzerland	Minerg-appelsa Sa	Building Maintenance And Repair N.e	35,877.86
Switzerland	Carlson Wagonlit Travel	Travel Costs	35,641.03
Switzerland	Egg-telsa Sa	Office, computer and communication	35,516.82
Switzerland	Entreprise Belloni Sa	Construction services, n.e.c.	35,433.07
Switzerland	Werner Isolations Sa	Building maintenance and repair n.e	34,351.15
Switzerland	Germanier Sa	General building maintenance and re	34,030.67
Switzerland	Danka Suisse Sa	Office equipment leasing and rental	33,948.72
Switzerland	Scope Solutions Ag	Vendor-specific Software Support An	33,436.43
Switzerland	G. Constantin Sa	Construction services, n.e.c.	33,412.18
Switzerland	Otis	Electrical Installations Maintenanc	33,211.02
Switzerland	Egg-telsa Sa	Electrical Installations Maintenanc	32,131.26
Switzerland	Aprotec Sa	Electrical Installations Maintenanc	31,430.00
Switzerland	Zschokke Construction Sa	General building maintenance and re	30,872.29
Switzerland	G. Constantin Sa	Construction services, n.e.c.	30,824.49
Switzerland	Fondation Des Immeub. Organ.intern.	Road Transport	30,708.66
Switzerland	Mge Ups Systems Sa	Electrical Installations Maintenanc	30,534.35
Switzerland	Carlson Wagonlit Travel	Travel facilitation	30,300.00
Switzerland	Ofatec Sa	Machinery, Electrical Equipment And	30,000.00
Tunisia	Alice Events Sarl	Agriculture, forestry and other nat	35,000.00
United Kingdom	Sbj International	Insurance, other	256,367.52
United Kingdom	Kroll Security International Ltd	Legal specialisms	141,200.00
United Kingdom	Maggie Links Ltd	Legal specialisms	90,000.00
United Kingdom	Tve International	Audio-visual services	68,611.31
United Kingdom	Cambrensis Limited	Legal specialisms	31,000.00
USA	Harlan Lee And Associates Llc	Travel facilitation	43,698.86
USA	Endeavor Information Systems Inc.	Vendor-specific software support an	43,161.56
<b>UNON</b>			
Australia	Grainsmith Pty Ltd	The Arrangement And Organization Of Methly Bromide Technical Option Committee Meeting	82,000.00
Chad	Cgc Construction Co. Ltd	Cost Of Construction Works Site Partitioning And Leveling For The Patte D'oie Site In Ndjamena	7,771,625.99
Gahna	Colan Consult	Cost Of Community Based Project In Accra	33,600.00
Iraq	Technical College/Baghdad	Construction Works	87,000.00
Kenya	Energy For Sustainable Development Africa	To Help Develop Pv Supply Sector And Market Titulation In Rural Areas	366,560.00
Kenya	Regional Center Mapping Of Resources	Mapping And Delineation Of Mt. Kenya Region - Phase 1	55,448.04
Kenya	Lifespring Counseling And Training	Counseling Services	55,120.00
Kenya	Hilton Hotel Ltd	Accommodation For Sc13 15-20 November 2005	40,000.00
Kenya		Accommodation Of Participants To The Cms Meeting 15-26 November 2005	40,000.00
Somalia	Dhidar Establishment For Commerce & Contracts	Refurbishing Of Boroma Municipal Council	86,426.00
Somalia	Gedeste Corn Contract Company	Rehabilitation And Extension Of Gaware Municipal Offices	55,013.20
Somalia	Almis Construction & Trading	Construction Of Governor's Office	33,081.47
Uganda	We-consult	Formulation Of Inception Report For Somalia Urban Development Programme	46,235.00
United Kingdom	University College London	Con05-004subcontract To Dpu Under Mdv/05/001	68,025.00
United Kingdom	Sustainability Ltd	Contract For Corporate Sustainability Reporting Benchmark Survey 2006	50,000.00
United Kingdom	University Of Westminster (Tradind)	Capacity Building For Indonesia Karet Tengsin Project	47,000.00
<b>UNOPS</b>			
Afghanistan	N/A	Construction, Roads	37,454,318.00
Afghanistan	N/A	Construction, Kandahar - Tirinkot	16,400,000.00
Afghanistan	N/A	Construction, Roads	15,002,793.00
Afghanistan	N/A	Construction, Jalalabad To Asmar	11,000,000.00
Afghanistan	N/A	Construction, Lashkargah To Ring Road	10,145,558.00
Afghanistan	N/A	Construction, Shiberghan To Sarepul Road	7,277,311.58
Afghanistan	N/A	Construction, Kabul To Gardez Pass	6,600,000.00
Afghanistan	N/A	Construction	6,377,222.00
Afghanistan	N/A	Construction, Ghazni To Shahrn, C050-201	5,500,000.00
Afghanistan	Afghan Civil Society Forum (Acsf)	Services Related To Educational Audio-visual Aids	5,368,509.80
Afghanistan	N/A	Construction, C05-419 Entes	5,200,000.00
Afghanistan	N/A	Construction, Pulealam To Ring Road	4,555,748.74
Afghanistan	N/A	Construction, Lashkargah To Ring RoadC05-140	4,500,000.00
Afghanistan	N/A	Construction, Farah To Ring Road, C05-240	4,500,000.00
Afghanistan	N/A	Security Services By Idg	3,832,800.00
Afghanistan	N/A	Construction, Basecourse For Kandahar To Tirinkot Road, C05-013	2,735,657.11
Afghanistan	N/A	Construction, Secondary Charikar To Gulbahar Road	2,637,426.73
Afghanistan	N/A	Security Services	2,342,821.44
Afghanistan	Entes Industrial Plands	Construction And Erection - Gulbahar To Baharak Road	2,003,310.63
Afghanistan	Arc Construction Co., Llc	Construction, Bibi Mahro Road	2,000,000.00
Afghanistan	Afghan Technical Consultants (Atc)	Demining	1,941,276.00
Afghanistan	N/A	Construction	1,863,983.00
Afghanistan	N/A	Road Construction Work - Contract C05-646	1,617,458.85
Afghanistan	N/A	Sub-contracts, Construction	1,214,232.00
Afghanistan	Afghan Technical Consultants (Atc)	Demining	1,196,550.00
Afghanistan	N/A	Construction, Roads	1,166,600.00
Afghanistan	N/A	Construction, Prt/Tkt/003, Cadg Contractor	1,043,128.60
Afghanistan	N/A	Election Staff Salaries	1,030,306.00
Afghanistan	N/A	Idg Security, Security Services	1,000,000.00
Afghanistan	N/A	Construction	963,520.00
Afghanistan	N/A	Construction, Testing Facilities For Kandahar Tirin Kot Road	778,080.00
Afghanistan	Us Protection And Investigations	Security Services	715,900.00
Afghanistan	N/A	Vertical T Air Company, Air Trasport, Helicopter	695,940.00

**Major Subcontracts placed by Agency during 2005**  
(Contracts of USD 30,000 or more)

Agency/Country Procurement	Name of supplier	Description of services	Total Cost (USD)
<b>UNOPS cont.</b>			
Afghanistan	Azizi Motors	Road Transportation	694,110.00
Afghanistan	Ethad Mirbachakot Transport	Road Transportation	660,039.00
Afghanistan	Afghan Technical Consultants (Atc)	Demining	525,607.00
Afghanistan	N/A	Construction	456,068.00
Afghanistan	N/A	Construction	394,261.00
Afghanistan	Afghan Film	Film And Video Production	371,255.00
Afghanistan	N/A	Construction	367,959.00
Afghanistan	N/A	Construction Of Provincial Government Building In Asadabad	356,327.40
Afghanistan	N/A	Construction Works, 30032, Neepra-pw-c2/East/Lmn/Br-002	352,399.00
Afghanistan	N/A	Construction, Obegh District Centre Road	337,159.40
Afghanistan	N/A	Construction Of Government Complex In Jalalabad	334,976.18
Afghanistan	N/A	Prt/Jbd036 -c05 045, Rehabilitation Of Marko To Ghanikil Road	334,389.94
Afghanistan	Zakhsail Transport	Road Transportation	325,000.00
Afghanistan	Afghan Electrical Power Corp. (Aepc)	Building Maintenance	309,810.69
Afghanistan	N/A	Construction, Roads	297,955.00
Afghanistan	Internews Network, Inc.	Radio Broadcasting	295,709.41
Afghanistan	N/A	Construction Works, 30032, Neepra	289,486.00
Afghanistan	N/A	Construction - Jalalabad Water Supply	289,017.00
Afghanistan	N/A	Regabilitation Of Road Bamyan District	281,503.00
Afghanistan	N/A	Building Construction - Herat Court Building	276,246.00
Afghanistan	N/A	Cleaning Of Snow In Mountain Passes	275,808.50
Afghanistan	Taq Logistics, Transportation Of Elections-related Materials	Transportation Of Elections-related Materials	274,797.00
Afghanistan	N/A	Construction, Roads	270,735.00
Afghanistan	N/A	Construction Of District Government Building	269,829.14
Afghanistan	N/A	Construction	260,623.00
Afghanistan	N/A	Construction	259,657.60
Afghanistan	N/A	Construction, Roads	258,636.00
Afghanistan	N/A	Construction, Maywand District Centre C04-258	249,001.47
Afghanistan	N/A	Operations & Maintenance	242,544.00
Afghanistan	N/A	Construction Of District Government Building	241,521.32
Afghanistan	N/A	Construction Works, 30032, Neepra	240,599.75
Afghanistan	N/A	Construction, Roads	239,116.00
Afghanistan	Radio Arman Fm Limited	Broadcasting Services	238,400.00
Afghanistan	Development And Rehabilitation Agency For Afgh. (Daa)	Construction, Office Building	229,187.97
Afghanistan	N/A	Construction, Nahrin District Centre C05-408	228,956.00
Afghanistan	N/A	Construction, Rustaq District Centre Road	228,745.00
Afghanistan	N/A	Operations & Maintenance	226,002.00
Afghanistan	N/A	Construction, Roads	224,258.00
Afghanistan	Compass Integrated Logistics & Security	Security Guards	223,319.40
Afghanistan	Afghan Construction & Logistics Unit	Engineering Services	223,026.00
Afghanistan	National Orient Organization For Reconstruction (Noor)	Building Construction	220,230.81
Afghanistan	Mirbachakot Transport	Road Transportation	220,000.00
Afghanistan	N/A	Construction, Khogayani Road Construction	213,083.77
Afghanistan	N/A	Transport Operations	210,430.54
Afghanistan	Afghan Peoples Welfare Organization (Apwo)	Building Construction	210,025.36
Afghanistan	N/A	Construction, Roads	205,365.00
Afghanistan	Afghan Technical Consultants (Atc)	Demining	204,749.55
Afghanistan	N/A	Kitchen Equipment Maintenance And Repair	201,148.00
Afghanistan	N/A	Construction, Bamyan District Centre Road C04-242	198,835.81
Afghanistan	N/A	Construction, Arghandab District Centre Road C04-260	195,710.48
Afghanistan	N/A	Construction, Roads	186,309.00
Afghanistan	N/A	Rehabilitation Of Kabul Male Detention Center	184,576.00
Afghanistan	N/A	Contract For Rehab. Of Road	184,216.00
Afghanistan	N/A	Construction Of Double Storey Multipurpose Hall	184,200.00
Afghanistan	N/A	Construction, Roads	180,172.00
Afghanistan	N/A	Prt/Kdh008 -c04-014, Construction Of Trint Kowt Hospital, Renovation	179,385.35
Afghanistan	N/A	Construction, Roads	161,774.00
Afghanistan	Afghan Construction & Logistics Unit	Engineering Services	161,416.00
Afghanistan	N/A	Construction Works, 30032, Neepra	160,573.20
Afghanistan	N/A	Building Construction - Construction Of Herat Court Building	159,369.00
Afghanistan	N/A	Construction	145,175.00
Afghanistan	N/A	Construction, Kama District Centre Road	140,000.00
Afghanistan	N/A	Construction, Roads	138,392.00
Afghanistan	N/A	Construction, Kohsan District Centre Road	136,645.00
Afghanistan	N/A	Engineering Services	135,627.00
Afghanistan	Afghan Construction & Logistics Unit	Engineering Services	135,490.00
Afghanistan	Afghan Construction & Logistics Unit	Engineering Services	135,490.00
Afghanistan	Afghanyar Construction Company	Construction - Fit-out Of The Media Results Center	130,016.95
Afghanistan	N/A	Construction Of Airfield Fence	129,771.00
Afghanistan	N/A	Construction Of Airfield	126,803.00
Afghanistan	N/A	Construction	126,702.00
Afghanistan	N/A	Building Construction	125,135.00
Afghanistan	N/A	Truck Rental	123,512.00
Afghanistan	N/A	Construction	114,967.00
Afghanistan	N/A	Construction, Roads	114,792.00
Afghanistan	N/A	Construction, Achin District Centre Road	110,150.34
Afghanistan	N/A	Construction, Keshim District Centre Road C04-185	109,415.92
Afghanistan	N/A	Construction Rustaq District Centre, C05-407	109,151.00
Afghanistan	N/A	Construction, Garmser District Centre Road C05-024	106,120.14
Afghanistan	N/A	Construction, Sheqa District Centre Road C04-259	103,554.78
Afghanistan	Altai Communication	Installation Of Billboards	99,629.80
Afghanistan	N/A	Transportation Services For Unops, Herat Province	99,000.00
Afghanistan	Band Amir Transport Company, Herat Province, 20/8-31/12/2005	Transportation Services For Unops-elections	99,000.00
Afghanistan	Yousufi Transport International	Transportation Services For Unops-elections	99,000.00
Afghanistan	N/A	Construction	98,355.00
Afghanistan	Rta (Radio Television Afghanistan)	Radio Broadcasting	96,529.40
Afghanistan	Atahadi Barbari Brotheran Hussaini Transport Company	Road Transportation	94,920.00
Afghanistan	N/A	Construction, Rodat District Centre Road	94,000.10
Afghanistan	Tolo Tv	Television Broadcasting	92,133.00
Afghanistan	N/A	Construction Of Single Span Steel Girder Bridge	89,806.00
Afghanistan	Feroz Zada Load Transport	Transportation Services	89,340.00
Afghanistan	N/A	Construction, Roads	88,053.00
Afghanistan	N/A	Building Construction	87,196.00
Afghanistan	N/A	Construction, Nawa District Centre	87,009.20
Afghanistan	N/A	Construction, Zharai District Centre Road, C04-182	84,797.85
Afghanistan	N/A	Construction, Roads	84,739.00
Afghanistan	N/A	Construction, Roads	83,059.00
Afghanistan	N/A	Construction Works, 30032, Neepra	81,326.25
Afghanistan	N/A	Construction, Immam Sahib District Centre Road	80,713.00
Afghanistan	N/A	Construction, Roads	79,986.00
Afghanistan	N/A	Transportation Services	76,945.00
Afghanistan	Wantan Association For Rehabilitation	Rehabilitation Of Qalat Police Dept In Zabul	75,760.00
Afghanistan	N/A	Health Service, Rehabilitation Centres	74,828.00
Afghanistan	N/A	Construction Charparhar District Centre C04-239	74,675.15
Afghanistan	N/A	Construction, Daman District Centre C04-257	74,000.09
Afghanistan	N/A	Construction Works, 30032, Neepra	73,874.00
Afghanistan	N/A	Transportation Services For Unops, Laghman Province	70,040.00
Afghanistan	N/A	Auto Link Construction Co Ltd, Rent 3 Ton Of 4 And 6 Ton Of 4 Forklifts	69,000.00
Afghanistan	Afghan Technical Consultants (Atc)	Demining	64,000.00
Afghanistan	Afghan Welfare Organisation,	Construction Of Reinforced Concrete Foundation Pad	62,416.50
Afghanistan	N/A	Transportation Services	61,800.00

**Major Subcontracts placed by Agency during 2005**  
(Contracts of USD 30,000 or more)

Agency/Country Procurement	Name of supplier	Description of services	Total Cost (USD)
<b>UNOPS cont.</b>			
Afghanistan	Daoud Zai Transport	Transportation Services	61,655.00
Afghanistan	N/A	Construction, Ghani Khel District Centre Road	60,403.24
Afghanistan	N/A	Environmental Management	60,249.00
Afghanistan	N/A	Training	59,400.00
Afghanistan	Development And Rehabilitation Agency For Afghanistan	Construction Fo Reinforced Concrete Foundation	57,616.00
Afghanistan	N/A	Cleaning Of Snow In Mountain Passes	53,365.00
Afghanistan	Shafaf Printing Press	Printing Of Polling Manual And Training Guide	53,244.00
Afghanistan	N/A	Mining	52,390.00
Afghanistan	N/A	Civil Works Rehabilitation	51,158.00
Afghanistan	N/A	Building Construction	50,000.00
Afghanistan	Heaward Reconstruction Service	Rehabilitation Of Qala-e-now Police Dept.	49,448.00
Afghanistan	N/A	Training	48,005.00
Afghanistan	Jaihoon Amu Engineering	Construction Of Reinforced Concrete Foundation Pad	47,910.30
Afghanistan	N/A	Svc Co -construction & Engineering, Professional Service Solutions	46,824.60
Afghanistan	N/A	Construction	45,021.00
Afghanistan	N/A	Transportation Services	44,650.00
Afghanistan	N/A	Construction Works, 30032, Neepra	44,076.20
Afghanistan	N/A	Construction Works, 30032, Neepra	42,626.00
Afghanistan	N/A	Transportation Services	40,780.00
Afghanistan	N/A	Construction, Baharak District Centre Road C04-187	40,717.30
Afghanistan	Rafa Saadat Construction (Rsc)	Building Construction	40,396.00
Afghanistan	N/A	Transportation Services For Unops, Bamyan Province	39,000.00
Afghanistan	N/A	Tents-5m X 7m	35,465.00
Afghanistan	Habibullah Printing Press	Printing Of Flipcharts	35,000.00
Afghanistan	N/A	Construction Of Shibar District Centre Road	34,381.02
Afghanistan	Equal Access	Radio Broadcasting	32,326.00
Afghanistan	Radio Arman Fm Limited	Broadcasting Services	30,321.00
Afghanistan	N/A	Construction Of Zendajan District Centre Road	
Austria	Kwi Management Consultants & Auditors	Subcontract For Proposal Ee Standards Macedonia	149,711.00
Austria	Umweltbundesamt Gmbh	Final Report On System Definition & Design	83,854.00
Azerbaijan	Acep Ltd	Environmental Management	80,000.00
Botswana	Botswana Inst. For Dev. Policy Analysis	Environmental Management - Inception Report/Wkplan	80,000.00
Brazil	Centro De Estudos E Sistemas Avancados	Environment - Wide System Operation And Maintenance	55,800.00
Bulgaria	Centre For Liberal Strategies	Sectoral And Policy Studies	38,577.00
Burkina Faso	Co.b.r.a.d	Construction	82,539.17
Cameroon	Iucn World Conservation Union, Cap	Environmental Management	50,000.00
Cameroon	Jully Sa	10 Participants, Travel, Accomodation, Transportation	40,000.00
Canada	Le Groupe-conseil Baastel Itee	Environmental Consulting Services-impact Assessment System	44,961.00
Canada	Green Communication Design	Printing Of Sgp Publication / Spanish / French / English	39,585.00
Chile	Lts Language Translation Services	Spanish Translations	37,060.65
China	Yellow Sea Fisheries Research Institute	Environmental Management	151,453.00
China	National Marine Data&Information Service	Environmental Management	52,500.00
China	Foreign Economic Cooperation Off. Sepa	Environmental Management	49,500.00
China	National Marine Data&Information Service	Environmental Management	49,430.00
Colombia	Federacion Nacional De Cafeteros De Colo	Agricultural Management	269,590.59
Colombia	Red Ecolsierra	Agricultural Management	205,433.26
Congo, The Democratic Rep	Bek-usine Plastique	Payment Of Local Works	34,850.00
Croatia	Produkt D.o.o.	Construction Of Reception Area At Bikarac Landfill - Sibenik, Croatia	821,431.00
Croatia	Kova D.o.o.	Environmental Services	178,328.00
Denmark	Kuehne & Nagel A/S	Freight Of Election Equip. Iraq. Storage, Packing And Transport	18,730,678.00
Denmark	Carl Bro A/S	Environmental Management	420,000.00
Denmark	Danish Church Aid	Supervision And Training Of Manual Clearance Teams In Sudan	353,014.00
Denmark	Cowi A/S	Baseline Study On Civil Education In Malawi	313,942.19
Denmark	Geus, Geological Survey Of Denmark And G	Tsunami Damage Projection To Coastal Area Of Kenya	287,500.00
Denmark	Cowi A/S	Cowi "Feasibility Study" Contract	189,786.50
Denmark	Cowi A/S	Master Plan For Closure And Remediation	165,290.00
Denmark	Cowi A/S	Cowi A/S Contract - Two Regional Waste Management Plans	164,952.95
Denmark	Geus, Geological Survey Of Denmark And G	Environmental Sensitivity Atlas For Coastal Area Of Kenya.	145,925.00
Denmark	Scanagri Denmark A/S	Agriculture, Quinoa - Training	143,716.00
Denmark	Ramboll	Environmental Management - Reports On Implementation	138,000.00
Denmark	Danish Church Aid	Supervision And Training Of Manual Clearance Teams In Sudan	128,986.00
Denmark	Carl Bro A/S	Environmental Management	110,000.00
Denmark	Ramboll	Environmental Management - Inception Report	102,000.00
Denmark	Carl Bro A/S	Water Resource Development	99,975.00
Denmark	Cowi A/S	Environm. Protection - Delhi	99,641.00
Denmark	Energy Consulting Network	Continuous Development Of Annual Energy Statistics	99,578.00
Denmark	Ramboll	Review Study For National Strategy On Renewable Energy	91,820.00
Denmark	Ddh Consulting A/S	Evaluation And Re-formulation Of Undp Support To Participatory Democratic Systems In Tanzania	83,220.91
Denmark	Mahe	Airfreight Transport	52,000.00
Denmark	Kuehne & Nagel A/S	Freight And Associated Charges For Delivery Of 40' Containers From Fca Uk Port To Cpt Kabul	47,720.00
Denmark	Consia Consultants	Establishment Of Environmental Geo- & Petrochemical Laboratory Facilities At Pepd, Uganda	37,537.00
Denmark	Carl Bro A/S	Knowledge Management System For Water Resources	30,347.00
Dominican Republic	The Dominica Save The Children Fund	Op3 Contract For Save The Children Fund (Nhi Sgp Dominica)	48,974.00
East Timor	Fundacao Halarae	General Management Services	79,800.00
Egypt	National Council For Human Rights Egypt	Conference Organizing Services	104,161.59
Egypt	Semiramis Intercontinental Cairo	Conference Organizing Services	65,614.03
Egypt	Arab Office For Youth And Environment	Environmental Management - Aoye Nhi 2005 Contract	63,500.00
El Salvador	Agrociviles	Subcontract Agrociviles	103,589.00
Ethiopia	Arsi Bale Rural Development Project	Project Management	1,622,000.00
Ethiopia	Au Peace Fund	Peace And Security	554,488.00
Ethiopia	Au Peace Fund	Peace And Security	554,487.20
Ethiopia	Arsi Bale Rural Development Project	Abdrp Proj Instalment	200,000.00
Ethiopia	African Union General Fund	Trade Ministers Meeting, Addis, 16-18 Nov 2005	50,000.00
Ethiopia	Ethiopian Mine Action Office	Mine Risk Education	41,116.00
Finland	Soil And Water Ltd	Environmental Management	35,084.31

**Major Subcontracts placed by Agency during 2005**  
(Contracts of USD 30,000 or more)

Agency/Country Procurement	Name of supplier	Description of services	Total Cost (USD)
<b>UNOPS cont.</b>			
France	See Ingenierie Et Systemes	Management Training / Sistema De Vhf (Sdvhf).	928,233.26
France	Spot Image Sa	Satellite Imagery	130,536.39
France	Innovation Energie Developpement - led	Environmental Management	87,817.07
France	Spot Image Sa	Satellite Imagery Scs21r00n	78,104.21
France	Unesco	Environmental Management	70,000.00
France	Radar Technologies France	Image Spotview Db5m Couleur	69,909.21
France	Auredi/Cerdi	Research And Development	62,735.26
France	World Water Council	Environmental Management	54,000.00
France	Unesco	Environmental Management	50,000.00
France	Spot Image Sa	Satellite Imagery	42,558.37
France	Gret	Translation And Proofreading	38,873.00
Germany	Polytan Sportstättenbau Gmbh	Grasslands-césped Artificial Para Campo De Fútbol De Estadio	1,005,240.00
Germany	Polytan Sportstättenbau Gmbh	Grasslands - Césped Artificial Para Campo De Fútbol Del Estadio Peru	335,080.00
Germany	S3 Ag, Switzerland	Supervisory Services In Iraq	318,409.00
Germany	Polytan Sportstättenbau Gmbh	Processing Installations Of Artificial Grass-peru	184,021.59
Germany	Polytan Sportstättenbau Gmbh	Processing Installations Of Grass Stadium Mansiche Trujillo	183,638.14
Germany	Polytan Sportstättenbau Gmbh	Processing Installations Of Artificial Grass - Peru	182,998.31
Germany	Polytan Sportstättenbau Gmbh	Processing Installations Of Artificial Grass In The National'S Stadium Of Lima - Peru	160,750.87
Germany	R+D Ingenieurleistungen Gmbh	Environmental Management	72,000.00
Germany	R+D Ingenieurleistungen Gmbh	Environmental Management	48,142.00
Germany	Institute Fur Ostseeforschung Warnemuend	Baltic Sea Research Institutehumboldt Cruise-final Payment	30,000.00
Ghana	Kumasi Institute Of Technology And Envir	Environmental Management	279,600.00
Ghana	Kumasi Institute Of Technology And Envir	Environmental Management	88,000.00
Ghana	Africa 2000 Network - Ghana	Computer Related Services	40,000.00
Gibraltar	Amg Medien Ltd	Transport Of Elections Material Ballot Paper, Printing Of Election Material	14,754,857.53
Greece	Mio-ecsde Host For Gwp Med	Global Water Partnership-mediterranean Secretariat	108,000.00
Greece	Mio-ecsde Host For Gwp Med	Global Water Partnership-mediterranean Secretariat	48,000.00
Guatemala	Constructora Lyon	Construction	660,123.00
Guatemala	Ingeniería Integral	Construction- Canchas Polideportivas	317,846.76
Guatemala	Sepra	Construction Canchas Polideportivas En Huehuetenango	254,539.03
Guatemala	Constructora Lyon	Construction	213,894.77
Guatemala	Servicios Multiples En Construccion	Construction (Canchas Polideportivas San Marcos)	160,676.28
Guatemala	Marqsa Constructora S.a.	Construction- Canchas Polideportivas (Progreso)	159,900.01
Guatemala	Sepra	Construction Alta Verapaz	123,114.00
Guatemala	Obra Civil	Construction Canchas Polideportiva (Baja Verapaz)	121,348.09
Guatemala	Corporativa De Servicios	Construction	115,246.99
Guatemala	Sepra	Construction	106,499.42
Guatemala	Cossinsa, S.a.	Construction- Canchas Polideportivas (Suchitepequez)	102,297.25
Guatemala	Corporativa De Servicios	Construction- Canchas Polideportivas (Chimatenango)	86,349.60
Guatemala	Inarq Asociados	Construction	75,053.31
Guatemala	Sepra	Construction (Canchas Polideportivas)	56,279.09
Guatemala	Cossinsa, S.a.	Construction	37,898.61
Guatemala	Nlc De Centroamerica, S.a.	Construction	36,684.46
Hungary	Regional Environmental Center Cee	Environmental Management	750,000.00
Hungary	Regional Environmental Center Cee	Environmental Management	622,313.00
Hungary	Regional Environmental Center Cee	Environmental Management	546,726.00
Hungary	Regional Environmental Center Cee	Environmental Management	508,942.00
Hungary	Makk Magyar Kornyezetgazdasagtani Kozpon	Environmental Management	65,000.00
Hungary	Makk Magyar Kornyezetgazdasagtani Kozpon	Environmental Management	55,000.00
India	Price Waterhouse Coopers	Auditing Services	182,847.00
India	The Energy And Resources Inst	Research And Development	35,402.00
Indonesia	Pt Intermatra Comperta	Construction Aceh	458,712.00
Indonesia	Pt Artha Mas Cipta	Internet Connections, Unops Field Stations-banda Aceh, Calang, Meulaboh And Gunungsitoli	94,105.00
Indonesia	Forum Studi Kependudukan Dan Lingkungan	Consultancy Services	93,439.00
Ireland	Nicholas O'dwyer And Company Ltd.	Feasibility Study - Construction	479,200.00
Italy	Servizi Alle Imprese - Essei- Srl	Supervision Of Construction	392,880.97
Italy	Unesco/Twas	Conference-vol.12 Of Sharing Innovative Experiences	45,000.00
Italy	Unesco/Twas	Conference-vol.13 Of Sharing Innovative Experiences	44,000.00
Italy	Servizi Alle Imprese - Essei- Srl	Supervision Of Construction	32,886.00
Jamaica	University Of West Indies, Uwiced	Conference-negotiating Skills	81,225.00
Jamaica	University Of West Indies, Uwiced	Conference-negotiating Skills	35,149.45
Japan	Toa Corporation	Toa Corporation	135,000.00
Japan	Remote Sensing Technology Centre Of Jpn	Image Spotview Db5m Couleur	90,000.00
Jordan	Memrc	Can05-097 And 100 Survey Jordan And Sudan	48,000.00
Kenya	Astral Aviation Ltd	Airfreight Of Cargo	98,750.00
Kenya	Astral Aviation Ltd	Airfreight Of Cargo	93,750.00
Kenya	Gef-kam Energy Project	General Management Services	58,376.08
Korea, Republic of	Yslme	Environmental Management	266,573.54
Korea, Republic of	Yslme	Environmental Management	104,014.00
Korea, Republic of	Yslme	Environmental Management	60,046.64
Korea, Republic of	Korea Ocean Research And Development Ins	Environmental Management	49,950.00
Korea, Republic of	Korea Ocean Research And Development Ins	Environmental Management	47,509.00
Korea, Republic of	Yslme	Environmental Management	33,200.00
Kosovo	Loni Company	Construction	166,459.08
Lebanon	Saatchi And Saatchi Advertising Co.	Advertising	600,000.00
Lebanon	Arab Center For The Rule Of Law	Consultancy Services	524,702.00
Lebanon	Arab Center For The Rule Of Law	Consultancy Services	209,881.00
Lebanon	Computer Information Systems	Sub Contract, Computer Information Systems	53,432.94
Luxembourg	Europscript Luxembourg S.a.r.l	Chinese Translation Hdr 2005	39,883.00
Maldives	Msb Construction Co.	Construction	94,614.21
Maldives	Prop Private Limited	Construction	71,586.04
Maldives	Freight Links Global Pvt Ltd	Construction	58,823.53
Maldives	Msb Construction Co.	Construction	54,216.71
Maldives	Malaha Carpentry	Construction	46,383.53
Maldives	Denicon Construction And Trading Pte Ltd	Construction	39,079.13
Monaco	International Atomic Energy Agency	Environmental Management	164,800.00
Monaco	International Atomic Energy Agency	Environmental Management	120,000.00
Monaco	International Atomic Energy Agency	Environmental Management	104,369.10
Mozambique	Sardc	Mozambique Human Development Report(nhdr)	60,000.00
Mozambique	Sardc	Delivery Of Concept Paper, Chapter Outline On Nhdr (Hiv & Aids)	55,100.00



**Major Subcontracts placed by Agency during 2005**  
(Contracts of USD 30,000 or more)

Agency/Country Procurement	Name of supplier	Description of services	Total Cost (USD)
<b>UNOPS cont.</b>			
Namibia	Benefit Secretariat	Environmental Management	76,889.00
Namibia	Benefit Secretariat	Environmental Management	72,519.00
Namibia	Benefit Secretariat	Environmental Management	40,000.00
Namibia	Benefit Secretariat	Environmental Management	40,000.00
Netherlands	Ihe Delft	Environmental Management	481,945.00
Netherlands	Int'l Association For Evaluation Educat	Educational Systems	250,000.00
Netherlands	Ihe Delft	Environmental Management	200,000.00
Netherlands	E-systems	Environmental Management	115,000.00
Netherlands	E-systems	Environmental Management	40,000.00
Netherlands	Nepco	Environmental Management	40,000.00
New Zealand	Maunsell Limited	Environmental Impact Assessment Study	603,831.00
Niger	Tecnibat	Construction	174,116.78
Nigeria	United Foam Product Nig Ltd .	Construction	70,449.00
Norway	Institute Of Marine Research	Environmental Engineering, Science And Technology	174,000.00
Norway	Institute Of Marine Research	Environmental Engineering, Science And Technology	102,000.00
Norway	Institute Of Marine Research	Environmental Engineering, Science And Technology	76,500.00
Norway	Econ Analyse As	Inception Plan And Report On Stage 1	62,272.00
Norway	Institute Of Marine Research	Environmental Engineering, Science And Technology	59,500.00
Pakistan	Mine Detection And Dog Center (Mdc)	Demining	3,025,327.00
Pakistan	Demining Agency For Afghanistan (Dafa)	Demining	1,330,389.00
Pakistan	Mine Clearance Planning Agency (Afghan	Demining	1,256,366.00
Pakistan	Organization For Mine Awareness & Afghan	Demining	944,223.00
Pakistan	Meta	Demining	900,246.00
Pakistan	Organization For Mine Awareness & Afghan	Demining	802,179.00
Pakistan	Demining Agency For Afghanistan (Dafa)	Demining	505,659.00
Pakistan	Demining Agency For Afghanistan (Dafa)	Demining	489,912.00
Pakistan	Organization For Mine Awareness & Afghan	Demining	423,176.00
Pakistan	Mine Clearance Planning Agency (Afghan	Demining	324,010.00
Pakistan	International Moving & Trading Company	Inland Transportation From Lahore To Garhi Dopatta	274,686.00
Pakistan	Mine Detection And Dog Center (Mdc)	Demining	197,506.92
Pakistan	Mine Detection And Dog Center (Mdc)	Demining	98,355.10
Pakistan	Mine Clearance Planning Agency (Afghan	Demining	81,497.14
Pakistan	Pan Graphic Press	Printing Of End Of Registration Brochure	70,000.00
Pakistan	Mine Clearance Planning Agency (Afghan	Demining	60,226.00
Pakistan	Mine Clearance Planning Agency (Afghan	Demining	59,348.96
Pakistan	Demining Agency For Afghanistan (Dafa)	Demining	53,799.00
Pakistan	Meta	Demining	33,486.00
Peru	Nissan Maquinarias S.a.	Transport Maintenance N.e.c.	1,500,000.00
Peru	Consortio Teatro Callao	Civil Works Rehabilitation	1,058,993.32
Peru	Consortio Heroes Navales	Technical Studie	929,079.52
Peru	Ivotec Ingenieros S.r.l.	Building Construction	844,274.31
Peru	Cosapi S.a.	Civil Works Rehabilitation	512,034.10
Peru	Adexus Peru S.a.	Computer Related Services	333,083.38
Peru	Renting S.a.c.	Vehicle Rental	293,814.16
Peru	J.c. Contratistas Generales Eirl.	Bridge Construction Work	247,222.50
Peru	Consortio Comecsac - Rmc Contrat Grls	Civil Works Rehabilitation	233,196.49
Peru	Servipatcu S.r.l.	Cultural Participation	188,232.37
Peru	Instituto De Consultoria S.a.	Consulting Services	170,901.58
Peru	Ingenieria Celular Andina S.a.	Reconstruction	156,830.02
Peru	Ingenieros Civiles & Contratistas Gen.	Civil Works Rehabilitation	154,386.18
Peru	J.c. Contratistas Generales Eirl.	Bridge Construction Work	141,400.97
Peru	Ces Consulting Engineers Salzgitter Gmbh	Consulting Services	120,000.00
Peru	Cons Const E Inmob Al&M Sac- Infecon Sac	Bridge Construction Work	112,999.81
Peru	Cons Const E Inmob Al&M Sac- Infecon Sac	Bridge Construction Work	109,488.42
Peru	Cosapi Data S.a.	Transport Equipment, Flete Hasta Destino Final	107,469.74
Peru	Javi S.a. Contratistas Generales	Construction	72,515.17
Peru	Cons Const E Inmob Al&M Sac- Infecon Sac	Building Construction, Other	67,078.89
Peru	Consortio Piedras Gordas	Construction Of Prison Complex In Piedras Gordas	65,700.73
Peru	American Forest S.a.c.	Local Taxation	52,057.70
Peru	Aduandina Agencia De Aduana S.a.c.	Customs Formalities	50,000.00
Peru	Jorge Rivva Lopez S.a.	Storage	37,000.00
Peru	Ingenieria Celular Andina S.a.	Reconstruction	36,924.94
Russian Federation	Vertical - T	Air Transportation Services	1,200,000.00
Russian Federation	Vertical - T	Air Transportation Services	459,000.00
Russian Federation	Soi State Oceanographic Institute	Environmental Management	55,800.00
Russian Federation	Center For Transboundary Cooperation	Environmental Management	45,150.00
Russian Federation	Vertical - T	Flying The Mi8 Helicopters Within Afghanistan	42,000.00
Russian Federation	Izdatelstvo Ves Mir	Translations, Publishing	36,968.00
Rwanda	Srep International Waters	General Management Services	45,000.00
Senegal	African Ins. Economic Develop & Planning	Trade Capacity Development. May 2005	238,150.00
Senegal	Centre De Suivi Ecologique	Environmental Management	68,950.26
Senegal	Netcom.sa	Computer Equipment, Rental	31,542.00
Sierra Leone	Sierra Construction Systems	Rehabilitation	255,431.46
Sierra Leone	Eacon International Ltd	Rehabilitation Of Pcm And Children's Hospitals	200,000.00
Sierra Leone	Sierra Construction Systems	Payment N°7 For Lot Iii Rehabilitation Of Connaught Hospital	183,103.74
Sierra Leone	Eacon International Ltd	Payment Certificate N°8 For Lot Iii Rehabilitation Of Connaught Hospital	176,000.00
Sierra Leone	Sierra Construction Systems	Payment Certificate N°8 For Lot Iii Scs For Rehabilitation Of Connaught Hospital	176,000.00
Sierra Leone	Eacon International Ltd	Rehabilitation Of Hospitals	123,802.36
Sierra Leone	Sierra Construction Systems	Payment Certificate N°8 For Lot Iii Scs For Rehabilitation Of Connaught Hospitalpay	80,000.00
Sierra Leone	Sierra Construction Systems	Rehabilitation	63,857.86
Sierra Leone	Sierra Construction Systems	Payment Of Valuation Certificate N°7 Rehabilitation Of Connaught Hospital	52,394.36
Sierra Leone	Eacon International Ltd	Payment Of Valuation Certificate N°7 Rehabilitation Of Pcm And Children's Hospitals	49,056.60
Sierra Leone	Eacon International Ltd	Certificate N°8 For Lot Iii For Rehabilitation Of Connaught Hospital	43,185.19
Sierra Leone	Sierra Construction Systems	P	43,185.19
Slovakia	Environmental Institute	Payment Certificate N°9 Rehabilitation Of Connaught Hospitalv	61,740.00
Sierra Leone	Environmental Agency	Environmental Managementv	42,770.00
Slovenia	International Trust Fund For Demining	Environmental Managementy	151,110.55
Slovenia	International Trust Fund For Demining	Payment To If For Adopted Minefieldsy	82,215.00
Slovenia	International Trust Fund For Demining	Payment To If For Adopted Minefields y	70,763.90
Slovenia	International Trust Fund For Demining	Payment To If For Adopted Minefieldsy	60,092.28
Somalia	Ominco Free Zone Bbo	General Management Servicesn	102,100.00
Somalia	Ominco Free Zone Bbo	Constructionn	46,000.00
Somalia	Ominco Free Zone Bbo	Payment To If For Adopted Minefieldsn	35,813.23

**Major Subcontracts placed by Agency during 2005**  
(Contracts of USD 30,000 or more)

Agency/Country Procurement	Name of supplier	Description of services	Total Cost (USD)
<b>UNOPS cont.</b>			
South Africa	University Of Cape Town	Engineering Servicesv	1,131,854.50
South Africa	Ominco Free Zone Bbo	General Management Servicesv	343,989.00
South Africa	Professional Service Solutions Pty.ltd.	Environmental Protectiong	329,590.00
South Africa	Enviro-fish Africa (Pty) Ltd	Environmental Managementv	88,742.00
South Africa	International Knowledge Management	Environmental Managementv	77,000.00
South Africa	Marine And Coastal Management	Environmental Managementv	70,000.00
South Africa	Enviro-fish Africa (Pty) Ltd	Environmental Managementv	58,500.00
South Africa	Pisces Environmental Services (Pty) Ltd	Environmental Managementv	40,765.00
South Africa	Enviro-fish Africa (Pty) Ltd	Environmental Managementv	39,978.00
South Africa	Wwf South Africa	Environmental Protectionv	35,000.00
Sri Lanka	Undp Sri Lanka	Environmental ManagementV	72,000.00
Sudan	Juba Air Cargo Co Ltd	Development, Generalr	38,500.00
Sweden	Bdo Nordic Consulting Group Ab	Air Freight Movement Of Cargo Sudan Incl. Insurance, Loading And Offloadings	309,500.00
Sweden	Sipu International	Tech & Admin Support HuristD	97,079.14
Sweden	Spm Consultants Kb	Undp Support To The Human Rights Commission Of Rwanda, Evaluation And Formulation Miss	85,000.00
Sweden	Swedish Rescue Services Agency	Diagnostics For Fighting CorruptionD	55,984.00
Sweden	Raoul Wallenberg Institute	Consulting Services Conveying TrendsC	48,137.00
Sweden	Gapminder Foundation	Trade Related Servicesv	35,000.00
Sweden	Becker Consulting Ab	Assistance To Supreme Court Audit Counsellors Of Malia	30,000.00
Switzerland	Unctad Trust Fund	General Management Services	2,700,000.00
Switzerland	Fondation Suisse De Deminag	Technical Survey Teams In Sudanc	1,952,048.00
Switzerland	Fondation Suisse De Deminag	Management Training	777,615.00
Switzerland	Iucn -the World Conservation Union	Environmental Management	299,400.00
Switzerland	Iucn -the World Conservation Union	Environmental Management	194,846.00
Switzerland	Fondation Suisse De Deminag	Eod Training Capacity (Somalia)c	103,330.00
Switzerland	Geneva International Centre For Humanita	Demining	88,500.00
Switzerland	World Ort	Vocational Training	74,905.00
Switzerland	Geneva International Centre For Humanita	Demining	61,505.00
Switzerland	Sro-kundig	Printing Works Unep Etb 8 Brochures	59,728.81
Switzerland	World Health Organization	Input To Project Implemnetation On Health Care Waste Management In 7 Countries	54,000.00
Switzerland	Inter-parliamentary Union	Conference Organizing Services	33,906.00
Tanzania, United Republic of	Wildlife Conservation Society Tanzania	Environmental Management	77,000.00
Tanzania, United Republic of	Forex -erb General	Technical Studies	40,000.00
Thailand	3d Interiors Co., Ltd.	Unops Office Fit Out - Construction	57,451.78
Tunisia	Cukurova Construction Industry & Trd.inc	Construction Of Kabul To Gardez Pass Rd.	5,887,109.83
Tunisia	Bureau D'etudes D'architecture&Urbanisme	Tourism Development	80,272.95
Tunisia	L'audit Environmental	Gef/Sgp L'audit Contract	42,000.00
Ukraine	Ukrscs, Ukrainian Sc. C. Eco. Sea	Consulting Services In Respect Of Shipping Services For A September/October2005 Research	98,000.00
United Arab Emirates	National Air Cargo Middle East Fze	Delivery (Air And Ground Transportaiton)	41,160,000.00
United Arab Emirates	Gulf Research Center	Feasibility Studies	200,000.00
United Arab Emirates	Air Partner Llc	4 X Cargo; For Printing Materials And Equipment	159,200.00
United Arab Emirates	Falcon Printing	Services For The Printing Of 200,000 "Quick Reference Guide Cartoon Book	85,000.00
United Arab Emirates	Air Cargo Integrators	Full Charter Of An-12, From Dubai, Uae- Lokichoggio, Kenya	45,000.00
United Arab Emirates	Air Partner Llc	4 X Cargo Charter. Air Partner Llc, Uae	39,800.00
United Kingdom	Aegis Defence Services Limited	Security Services For The Logistics And Infrastructure Assessment Mission	27,493,787.80
United Kingdom	Aegis Defence Services Limited	Security Services For The Logistics And Infrastructure Assessment Mission	9,259,669.01
United Kingdom	Mine Tech International Ltd	Eod Capacity Building & Clearance In Iraq	1,364,847.00
United Kingdom	Armor Group Services Ltd	Demining	1,101,783.82
United Kingdom	Mines Advisory Group	Traing - Mine Action	745,788.00
United Kingdom	Aegis Defence Services Limited	Transport And Insurance Services	730,800.00
United Kingdom	Mines Advisory Group	Traing - Mine Action	496,897.00
United Kingdom	Armor Group Services Ltd	Demining	443,852.00
United Kingdom	Armor Group Services Ltd	Demining	430,939.48
United Kingdom	Mine Tech International Ltd	Eod Capacity Building & Clearance In Iraq	400,000.00
United Kingdom	Mines Advisory Group	Demining	336,653.00
United Kingdom	Ex+Med Uk Ltd	Medical Care	261,930.00
United Kingdom	Kruger Uk Edward & Jones	Environmental Engineering, Science	228,325.49
United Kingdom	Ecological Counselling Services	Project Management	187,300.00
United Kingdom	Armor Group Services Ltd	Demining	131,285.00
United Kingdom	The Environment & Development Group	Environmental Management	130,000.00
United Kingdom	International Maritime Organization	Environmental Management	119,400.00
United Kingdom	Mines Advisory Group	Qa In Cyprus	110,187.00
United Kingdom	Institute Of Zoology	Environmental Management	78,720.00
United Kingdom	Wrc Plc	Recommndation For Reduction In Phosporus In Detergent	60,000.00
United Kingdom	Cambridge Endowment For Research In Fina	Research Activities	55,000.00
United Kingdom	Cranfield University	Strategic Planning Assistance, Mine Action	38,325.00
USA	Denel (Pty) Limited	Demining In Sudan	4,014,428.00
USA	Denel (Pty) Limited	Landmine Clearance (Demining)	3,611,130.00
USA	Ronco Consulting Corporation	Landmine Clearance Capacity In Sudan	3,354,280.00
USA	Denel (Pty) Limited	Route Clearance & Verification In Sudan	2,890,199.00
USA	Denel (Pty) Limited	Mechanical And Mdd Mine Clearance In Eritrea	2,595,662.00
USA	Ronco Consulting Corporation	Eod Capacity In Sector 1 (Juba) And Sector 2 (Wau) In Sudan	1,945,964.00
USA	Ronco Consulting Corporation	Eod Capacity In Sector 5 (Ad Damazine) In Sudan	1,784,483.00
USA	Denel (Pty) Limited	Demining-integrated Eod In Dem. Rep. Congo	1,251,978.00
USA	Denel (Pty) Limited	Demining In Sudan	852,254.00
USA	Denel (Pty) Limited	Survey And Clearance Capacity In Drc	795,105.00
USA	Denel (Pty) Limited	Route Verification Capacity	733,124.00
USA	Denel (Pty) Limited	Unops/Mechem Idc Contract In Eritrea. 2005 Payments (Upon Signature + Mobilisation Costs)	664,978.00
USA	Denel (Pty) Limited	Landmine Clearance (Demining)	559,776.00
USA	Air Rerv. Intl	Air Transportation Services For Unops	391,280.00
USA	Wildlife Conservation Society	Environmental Protection	335,648.00
USA	Forest Trends	Environmental Management	335,000.00
USA	Jtsi Inc	V-sat Syst Service	301,450.00
USA	Air Services Intl	Contract For Air Services	280,145.00
USA	Jtsi Inc.	Contract With Jtsi Inc. Hawaii, For V-sat Syst Service	221,208.00
USA	Global Environmental Technology Found.	Contract For Iw Learn - Environmental Health	211,399.00
USA	Survey Action Center	Mine Action Services	176,500.00
USA	Energy And Security Group	Consulting Services	154,021.20
USA	The Levy Economics Institute	Conference/Gender Programme	150,000.00
USA	Jtsi Inc.	V-sat Syst Service	144,615.00
USA	Sustainable Energy Solutions	Environmental Management, Consulting Services	134,889.00
USA	Thames Printing Company Inc	Balance Of Subcontract Ps-110300	116,169.00
USA	Rappa Inc	Environmental Management	95,000.00
USA	Organization For American States	Conference Service Contract	90,362.37
USA	Morse Associates, Inc	Consulting Services, Environmental Management	88,090.00
USA	Environmental Law Institute	Deliverables	80,000.00
USA	Environmental Law Institute	Build Capacity Of Government, Transboundary Water Mangement	70,000.00
USA	Dalberg Consulting	Dalberg Consulting - Post Factor Payment	64,950.00

**Major Subcontracts placed by Agency during 2005**  
(Contracts of USD 30,000 or more)

Agency/Country Procurement	Name of supplier	Description of services	Total Cost (USD)
<b>UNOPS cont.</b>			
USA	Jtsi Inc.	V-sat Syst Service	64,659.00
USA	Conservation International Foundation	Obps100516 Forest Conservation	62,000.00
USA	Conservation International Foundation	Obps 100404 Forest Conservation	59,025.00
USA	Peter J. Marcus Advertising, Inc.	Payment For Advertising Costs For Front-end Recruitment Services For Security Field Officers	52,200.00
USA	Iucn-the World Conservation Union	Environmental Management	51,892.00
USA	Peri Support Fund Inc.	Research And Development Consultancy	50,000.00
USA	Kay Printing And Envelope Co., Inc	Printing Revised Handbook (20,000 Copies In English)	47,490.00
USA	Advanced Language Systems International	French Translation Hdr 2005	46,995.53
USA	Iucn-the World Conservation Union	Environmental Management	43,700.00
USA	Conservation International Foundation	Obps100515 Forest Conservation (Po14788)	43,000.00
USA	G Quinn Information Design	Information Design Hdr 2005	41,300.00
USA	Alamini Design	Design Of Eo Publications - Handbook Series	40,480.00
USA	Rappa Inc	Environmental Management	40,336.11
USA	Rappa Inc	Environmental Management	39,916.57
USA	Georgetown University	Methodology/Colombia	37,000.00
USA	Rappa Inc	Environmental Management	36,722.88
USA	Cisco Systems Inc	Cisco Smartnet Maint. Renewal	35,866.48
USA	Rappa Inc	Environmental Management	35,584.46
USA	Novell, Inc.	Software Maintenance	33,676.48
USA	Lakenet	Environmental Management	32,400.00
USA	Novell, Inc.	Software Maintenance	31,854.90
USA	Kay Printing And Envelope Co., Inc	Printing Handbooks In English And Arabic	31,560.00
USA	Marsh Usa Inc.	Liability Insurance	30,627.12
Uruguay	Sda-sustainable Development Advisors Sa	Environmental Management, Consulting Services	34,431.67
Viet Nam	Birdlife International	Environmental Management	104,009.00
Viet Nam	East-asia Company (E.a. Co. Ltd.)	"Dong A" Local Works	44,640.00
Zimbabwe	S & E African Trade Info & Neg Institute	Contract 24 October - 31 December 2005	55,000.00
<b>UNOV</b>			
Austria	Dhl Express Gmbh	COURIER Services	829,942.90
Austria	Canon Gmbh	Rental of Corridor Photocopying Machines	309,467.58
Austria	Etel Austria Ag	Long distance telephone	286,194.91
Austria	Alarm & Raumschutz Gmbh Nfg Kg	Installation of Alram Devices	260,028.11
Austria	Xerox Austria Gmbh	Rental of High Volume Photocopying Machine	189,377.33
Austria	Elektro Polst Gmbh	Cable Installatoon	184,528.06
Austria	One Gmbh	Provision of Mobile communication	119,387.75
Austria	Holzhausen Druck Gmbh	Printing services	106,648.39
Austria	Grünling Gsmh	Office Supplies	85,865.66
Austria	Compeco Handels Gmbh	Maintenance of IBM AS400	62,776.23
Austria	Hewlett Packard Gesmbh	Hardware Maintenance of HP servers	51,649.29
Austria	Videofilm A-z	Video copying service	50,000.00
Austria	Büro Handel	Office Supplies	49,898.50
Austria	Putzerei Sara	Laundry service	37,218.37
Austria	S&T Austria Gmbh	Hardware Maintenance of IT equipment	33,816.94
Ethiopia	Hotel Sheraton Addis	Room accommodation	55,000.00
Germany	Lexisnexis Germany	On-line Library	113,497.20
Germany	Peoplesoft Gmbh	SW Maintenance	64,395.00
Germany	Swets Information Services Gmbh	Various subscriptions	53,000.00
Nigeria	The Abuja Sheraton	Hotel accommodation	30,730.00
Slovakia	Invecon S.r.o.	Printing services	84,166.35
United Kingdom	Mds - It Recruitment	Provision of ad-hoc consultant for IT tasks	341,805.84
United Kingdom	Imperial College School Of Science	Study	280,138.84
United Kingdom	Jane's Information	On-line Library	114,407.21
United Kingdom	Unep-wcmc	Study on Drugs	75,000.00
United Kingdom	Endeavour Information Systems	On-line Library	50,458.00
United Kingdom	Learning Tree International	Various IT Training	37,604.58
USA	University Of California	Capacity Building	490,000.00
USA	Worldwide Documentaries	Production of a film on Human Trafficking	200,000.00
<b>UN/PD</b>			
Afghanistan	Boost Blossom Group	Cleaning Services	117,300.00
Afghanistan	Mr. Haji Abdul Qudos Safi S/O Haji Mohammad Rasoul	Leasing Or Rental Services	96,000.00
Afghanistan	Arghistan & Maroof Reconstruction Organization	Vehicle Rental	39,600.00
Afghanistan	Mr. Haji Baddam Gul Batta Khast	Leasing Or Rental Services	37,500.00
Afghanistan	Mr. Haji Amanullah	Leasing Or Rental Services	36,000.00
Afghanistan	Mohammad Zahir Assas	Leasing Or Rental Services	32,400.00
Afghanistan	Hajji Ahmad Shah S/O Hajji Musa Jan	Leasing Or Rental Services	30,408.00
Angola	Transafrik Corporation Limited	Airline Management And Operations	12,799,046.87
Angola	Air Gemini Lda.	Airline Management And Operations	2,627,395.00
Australia	Patrick Defence Logistics	Specialised Transport Operations	927,575.52
Australia	Patrick Air Services	Airports	83,969.47
Australia	Dangerous Goods Management Australia	Transportation, Storage And Materia	34,000.00
Australia	Northpharm Pty Ltd	Materials Handling	32,303.71
Austria	Lauda Air Luftfahrt Ag	Airline Management And Operations	513,600.00
Belgium	Reibel (Belgium) Sa	Shipping	131,623.24
Belgium	Societe Int'l De Telecom Aeronatiqu	Telecommunications	128,000.00
Belgium	Reibel (Belgium) N.v.	Freight Forwarding	124,400.00
Belgium	Reibel (Belgium) Sa	Freight Forwarding	30,000.00
Bulgaria	Heli Air Services	Airline Management And Operations	9,210,384.00
Burundi	Engen Petroleum Burundi S.a	Oil And Gas Distribution	4,863,425.30
Burundi	Engen Petroleum Burundi S.a	Product Support Services	1,872,541.00
Burundi	Kk Security Sprl Burundi	Security Services	728,173.15
Burundi	Nistec	Security Services	652,639.59
Burundi	Engen Petroleum Burundi S.a	Furniture, Household Goods And Hard	350,000.00
Burundi	Sdv Transami Kenya	Freight Forwarding	308,892.81
Burundi	Getra S.a	Construction Services, N.e.c.	307,483.56
Burundi	Vigiles Burundais	Security Services	278,977.28
Burundi	Btce S.a Burundi	Soil Resources	247,809.86
Burundi	Batraco Sprl Burundi	Construction Services, N.e.c.	209,598.94
Burundi	Mr. Francois Mafurebo	Banking And Investment, Other	190,173.30
Burundi	Ets Ndiragora Daniel	Economic Concepts N.e.c.	183,715.60
Burundi	Berco Construction	Construction Services, N.e.c.	148,620.59
Burundi	Mutoka Sefu	Banking And Investment, Other	138,151.17
Burundi	Ets Ndiragora Daniel	Construction Services, N.e.c.	127,207.85

**Major Subcontracts placed by Agency during 2005**  
(Contracts of USD 30,000 or more)

Agency/Country Procurement	Name of supplier	Description of services	Total Cost (USD)
<b>UN/DPD cont.</b>			
Burundi	Metalusa	Construction Services, N.e.c.	120,786.35
Burundi	Burundi Insurance Corporation (Bicor)	Banking And Investment, Other	118,942.78
Burundi	Btce S.a Burundi	Construction Services, N.e.c.	113,737.24
Burundi	Amasar Burundi S.a	Construction Work And Site Managem	102,831.52
Burundi	Socre Su	Telecommunication Industry	93,422.31
Burundi	Intercargo Burundi S.a	Road Transport	90,000.00
Burundi	Sogerbu	Banking And Investment, Other	78,000.00
Burundi	Socre Su	Construction Services, N.e.c.	76,808.09
Burundi	Rucekeri Salum	Banking And Investment, Other	72,802.23
Burundi	Firoz Mohamed	Seed Production	66,852.37
Burundi	Archidiocese De Gitega	Banking And Investment, Other	65,847.95
Burundi	General Trading Services S.a	Construction Work And Site Managem	65,400.71
Burundi	Gorajia Vijay	Banking And Investment, Other	56,497.18
Burundi	Hicintuka Edouard	Banking And Investment, Other	55,372.88
Burundi	Old East	Telephone Services	53,433.16
Burundi	Mister Minute Service	Printing Services	53,119.27
Burundi	Quincaillerie Noor	Soil Resources	49,956.48
Burundi	General Trading Services S.a	Cleaning Services	49,512.84
Burundi	Quincaillerie Noor	Construction Services, N.e.c.	49,269.72
Burundi	Sobimac	Banking And Investment, Other	48,045.76
Burundi	La Belle Maison	Building Engineering	46,578.95
Burundi	Dhl International Burundi Sprl	Postal Services	43,991.08
Burundi	Countrywise Trading Ltd	Seed Production	43,189.30
Burundi	Socre Su	Soil Resources	39,490.45
Burundi	Autotech	Telephone Services	38,177.74
Burundi	Rumbete Marguerite	Banking And Investment, Other	38,116.18
Burundi	Archi-network	Architectural Design N.e.c.	36,000.00
Burundi	General Trading Services S.a	Financial Institutions	34,547.07
Burundi	Kadende Bernard	Banking And Investment, Other	34,018.59
Burundi	Abdul Ketina	Seed Production	33,426.18
Burundi	Ets Ndiragora Daniel	Soil Resources	30,532.37
Canada	Trans Capital Air Ltd.	Airline Management And Operations	13,725,174.83
Canada	Voyageur Airways Limited	Airline Management And Operations	3,250,000.00
Canada	Radarsat International	Cartography	321,855.56
Canada	C2 Logistics Inc.	Road Transport	286,484.81
Canada	Zaccaria & Co Srl	Shipping	143,730.00
Canada	International Air Transport Assoc.	Maintenance Of Peace And Security	107,170.00
Canada	Creo Americas, Inc.	Office, Computer And Communication	103,170.07
Canada	Non-linear Creations Inc.	Cartography	97,889.89
Canada	Chc Helicopters International Inc.	Airline Management And Operations	95,000.00
Canada	Radarsat International	Remote Sensing	82,752.80
Canada	Skylink Aviation.	Disaster Prevention	45,863.50
Canada	Medgate Inc.	Vendor-specific Software Support An	40,000.00
Canada	C2 Logistics Inc.	Shipping	34,417.58
China	China Translation And Publishing Co	Language	250,000.00
China	China Fin. & Eco. Publishing House	Printing Services	90,400.00
China	Btn Access (H.k.) Ltd	Data Communications Systems	80,520.00
China	Star Shipping International Ltd	Freight Forwarding	63,400.98
China	Jiangsu Zhongtian Tech. Co., Ltd.	Management Advisory Services	40,000.00
China	Jiangsu Zhongtian Tech. Co., Ltd.	Construction Services, N.e.c.	31,047.86
Congo, Dem. Rep.	Sotraben Sprl	Transport Infrastructure	5,569,400.00
Congo, Dem. Rep.	Avc Construct Sprl	Transport Infrastructure	5,493,980.00
Congo, Dem. Rep.	Sdv-agertraf	Freight Forwarding	4,574,573.00
Congo, Dem. Rep.	Groupe Batimeuble	Transport Infrastructure	2,180,815.00
Congo, Dem. Rep.	Centre Medical De Kinshasa (Cmk)	Health Care Delivery	819,842.00
Congo, Dem. Rep.	Maison Mukoie Fils "Mmf"	Inland Water Transport	801,000.00
Congo, Dem. Rep.	Domaine De La Palmeraie	Inland Water Transport	720,000.00
Congo, Dem. Rep.	Congolaise Des Textiles "Cotex"	Real Estate Services	682,352.94
Congo, Dem. Rep.	Utexafrika	Real Estate Services	664,705.88
Congo, Dem. Rep.	Regie Des Voies Aeriennes	Air Navigation Services	498,000.00
Congo, Dem. Rep.	Transfluco	Inland Water Transport	497,000.00
Congo, Dem. Rep.	Magenya-protection & Gardiennage	Security Services	446,279.00
Congo, Dem. Rep.	Incal S.c.a.r.l	Real Estate Services	400,000.00
Congo, Dem. Rep.	Union Immobiliere Du Congo "Uic"	Real Estate Services	370,000.00
Congo, Dem. Rep.	Ghandour Industrie Congo R.d.c	Real Estate Services	350,000.00
Congo, Dem. Rep.	Transport Fluvial Et Commerce (Tfco)	Inland Water Transport	333,000.00
Congo, Dem. Rep.	Sacor	Inland Water Transport	270,000.00
Congo, Dem. Rep.	Mr. Albert Prigogine	Real Estate Services	250,000.00
Congo, Dem. Rep.	Incal S.c.a.r.l	Leasing Or Rental Services	240,000.00
Congo, Dem. Rep.	Ghandour Industrie Congo R.d.c	Leasing Or Rental Services	210,000.00
Congo, Dem. Rep.	Iveco-spa	Leasing Or Rental Services	207,068.99
Congo, Dem. Rep.	Banque Commerciale Du Congo "bcdc"	Real Estate Services	195,000.00
Congo, Dem. Rep.	Delta Protection Sprl	Security Services	184,875.00
Congo, Dem. Rep.	Safrimex	Transport Infrastructure	173,033.85
Congo, Dem. Rep.	Mr. Albert Prigogine	Leasing Or Rental Services	150,000.00
Congo, Dem. Rep.	Dhl International Congo Sprl	Delivery Services	144,000.00
Congo, Dem. Rep.	C.f.e (Ex-alcatel)	Leasing Or Rental Services	120,000.00
Congo, Dem. Rep.	Sdv-agertraf	Real Estate Services	110,000.00
Congo, Dem. Rep.	Congolaise Des Textiles "Cotex"	Leasing Or Rental Services	105,100.60
Congo, Dem. Rep.	C.f.e (Ex-alcatel)	Real Estate Services	100,000.00
Congo, Dem. Rep.	Immonet	Waste Disposal	99,120.00
Congo, Dem. Rep.	Randy Motors	Machinery, Electrical Equipment And	90,000.00
Congo, Dem. Rep.	M. W. Afritec	Transport Infrastructure	89,953.00
Congo, Dem. Rep.	Mr. Antoine Musanganya Lubongera	Housing	80,000.00
Congo, Dem. Rep.	Office Des Routes;Dirtection Provinciale -sud Kivu	Real Estate Services	70,000.00
Congo, Dem. Rep.	Mr. Dario Gia Batta	Real Estate Services	65,000.00
Congo, Dem. Rep.	Banque Commerciale Du Congo "bcdc"	General Building Equipment Lease An	60,000.00
Congo, Dem. Rep.	Le Diocese De Goma	Real Estate Services	55,000.00
Congo, Dem. Rep.	Arno S.p.r.l.	Machinery, Electrical Equipment And	50,000.00
Congo, Dem. Rep.	Arno S.p.r.l.	Vehicle Rental	50,000.00
Congo, Dem. Rep.	Onatra	Real Estate Services	50,000.00
Congo, Dem. Rep.	Domaine De Katala	Real Estate Services	49,990.00
Congo, Dem. Rep.	Grand Hotel Kinshasa	Hotel Industry	48,696.00
Congo, Dem. Rep.	Tolinki (Tolierie Industrielle Du Kivu)	Real Estate Services	40,000.00
Congo, Dem. Rep.	Dhl International Congo Sprl	Materials Handling	38,756.00
Congo, Dem. Rep.	Midema (Minoterie De Matadi S.a.r.l)	Real Estate Services	35,000.00
Congo, Dem. Rep.	Mme Aziza Kulsum	Real Estate Services	35,000.00
Congo, Dem. Rep.	Tambakis & Freres	Real Estate Services	35,000.00
Congo, Dem. Rep.	Tedika Mbumba	Real Estate Services	35,000.00
Congo, Dem. Rep.	Mandavia Sprl	Airports	32,500.00
Congo, Dem. Rep.	Famille Tshomba Fariala	Real Estate Services	30,000.00
Cote d'Ivoire	Les Centaures Routiers	Land Transport, General	1,394,795.21
Cote d'Ivoire	Saga	Land Transport, General	1,160,000.00
Cote d'Ivoire	Icsa	Legal Specialisms	825,000.00
Cote d'Ivoire	Societe Civil Immobiliere "Avenir"	Legal Specialisms	719,949.69
Cote d'Ivoire	Aka Bonny Kacou Leon	Real Estate Services	647,896.27

**Major Subcontracts placed by Agency during 2005  
(Contracts of USD 30,000 or more)**

Agency/Country Procurement	Name of supplier	Description of services	Total Cost (USD)
<b>UN/PD cont.</b>			
Cote d'Ivoire	Axa Assurances	Insurance	574,332.39
Cote d'Ivoire	Colas	Legal Specialisms	536,924.81
Cote d'Ivoire	Emei	Electrical Installations Maintenanc	514,016.72
Cote d'Ivoire	Sci Saida Beach	Legal Specialisms	439,759.62
Cote d'Ivoire	Simat	Freight Forwarding	421,762.00
Cote d'Ivoire	Intelafrique	Building Maintenance And Repair N.e	375,132.41
Cote d'Ivoire	Socopag	Legal Specialisms	352,518.31
Cote d'Ivoire	Emei	Soil Resources	323,143.45
Cote d'Ivoire	Sonitra	Construction Work And Site Managem	297,980.11
Cote d'Ivoire	Sonitra	System Installation	245,093.82
Cote d'Ivoire	Sci De La Riviera	Legal Specialisms	200,548.65
Cote d'Ivoire	Sdv Cote Divoire	Freight Forwarding	200,000.00
Cote d'Ivoire	Sidelaf	Soil Resources	163,194.32
Cote d'Ivoire	Afnet Internet Services	Data Transmission	158,668.78
Cote d'Ivoire	Mici	Printing Services	153,037.69
Cote d'Ivoire	Prosuma	Legal Specialisms	151,803.99
Cote d'Ivoire	Monsieur Diaby Inza	Legal Specialisms	137,384.67
Cote d'Ivoire	La Poste De Ci	Delivery Services	135,752.62
Cote d'Ivoire	Group 4 Securicor	Security Services	113,312.82
Cote d'Ivoire	Colette Koudrouou Pellaud	Legal Specialisms	111,831.43
Cote d'Ivoire	Ips-cnps	Real Estate Services	109,317.05
Cote d'Ivoire	Omeifra	Cleaning Services	97,935.08
Cote d'Ivoire	Results S.a.r.l.	Social Research	93,756.10
Cote d'Ivoire	Horis Audiovisuel	Printing Services	90,474.71
Cote d'Ivoire	Transit Diot	Freight Forwarding	87,342.84
Cote d'Ivoire	First - Com Technology	Building Maintenance And Repair N.e	84,346.92
Cote d'Ivoire	Comafrique Entreprises	Real Estate Services	76,886.48
Cote d'Ivoire	Rmo	Employment Promotion And Planning	75,303.76
Cote d'Ivoire	Multi Star	Laundry Services	72,713.68
Cote d'Ivoire	Eveche De Yamoussoukro	Legal Specialisms	72,086.92
Cote d'Ivoire	C.g.c-ci	Hydraulic Structures	71,388.11
Cote d'Ivoire	Emc	Construction Work And Site Managem	71,099.85
Cote d'Ivoire	Sekad ( Entrepres Generale Des Travaux Publics -g	Construction Work And Site Managem	64,039.20
Cote d'Ivoire	Imcci	Legal Specialisms	63,002.49
Cote d'Ivoire	Societe Civil Immobiliere "Avenir"	Real Estate Services	62,404.60
Cote d'Ivoire	Sipa-dept Garage	Machinery, Electrical Equipment And	61,851.63
Cote d'Ivoire	Federal Express	Privileges And Immunities	49,870.63
Cote d'Ivoire	Aka Bonny Kacou Leon	Legal Specialisms	49,321.78
Cote d'Ivoire	Afribache	Printing Services	48,202.17
Cote d'Ivoire	Me.f.co	General Building Maintenance And Re	47,487.13
Cote d'Ivoire	Lav'net	Cleaning Services	47,169.12
Cote d'Ivoire	Central Motors	Vehicle Rental	40,922.72
Cote d'Ivoire	Socida	Machinery, Electrical Equipment And	40,000.00
Cote d'Ivoire	General Services Corporation	Vehicle Rental	36,000.00
Cote d'Ivoire	Sipatco	Construction Work And Site Managem	34,881.54
Cote d'Ivoire	Comafrique Entreprises	Legal Specialisms	34,053.68
Cote d'Ivoire	Societe Industrielle Thanry	Legal Specialisms	33,101.14
Cote d'Ivoire	La Main Verte Environnement	Environmental Protection Specialism	30,663.73
Cote d'Ivoire	Simat	Land Transport, General	30,488.03
Cote d'Ivoire	Internet	Cleaning Services	30,473.68
Cote d'Ivoire	Assogbah Freddy Rachel Kuessi	Political Institutions	30,090.37
Cote d'Ivoire	Massata Kone	Art, Literature And Music	30,090.37
Cyprus	Eurest Support Services Intern. Ltd	Food Supply	12,402,220.00
Cyprus	Eurest Support Services Intern. Ltd	Telephone Services	3,200,000.00
Cyprus	Joint Venture, Astra Self Drive Cars Public Ltd &	Vehicle Rental	1,817,968.42
Cyprus	Eurest Support Services Worldwide	Food Supply	1,470,648.74
Cyprus	Eurest (Cyprus) Ltd.	Catering Services	545,874.19
Cyprus	Necip Tozun	Catering Services	502,653.68
Cyprus	Sodexho Defence Services Limited	Catering Services	414,964.21
Cyprus	Ess Support Services Worldwide	Catering Services	379,600.00
Cyprus	Omros Kalavazides Transports Ltd	Waste Disposal	288,185.15
Cyprus	Astra Self Drive Cars Ltd	Vehicle Rental	277,830.80
Cyprus	Eurest Support Services Worldwide	General Building Equipment Rental A	200,250.00
Cyprus	Sodexho Defence Services Limited	Cleaning Services	187,574.74
Cyprus	Ertek Electric Systems Ltd	Engineering Services N.e.c.	150,723.73
Cyprus	Necip Tozun	Laundry Services	131,500.00
Cyprus	Azure Mediterranean Ltd.	Vehicle Rental	102,462.20
Cyprus	Caramondani Bros Ltd	Security Installations Maintenance	88,344.23
Cyprus	Necip Tozun	Cleaning Services	87,497.43
Cyprus	Celtic Infrastructure Services(cyprus) Ltd	Vocational Secondary And Post Secon	86,057.91
Cyprus	Group 4 Securitas Cyprus Ltd.	Cleaning Services	81,804.21
Cyprus	Cyprus Trading Corporation;Ltd. (Automotive Operat	Machinery, Electrical Equipment And	31,578.95
Cyprus	Victorio Insurance Agencies Limited	Insurance	30,673.74
Cyprus	Canova Ltd.	Vehicle Rental	30,345.02
Denmark	Hecksher Linieagenturer A/S	Freight Forwarding	1,261,021.50
Denmark	Dfds Transport A/S	Shipping	866,027.98
Denmark	Scan-shipping A/S	Freight Forwarding	743,048.07
Denmark	Dhl Danzas Air & Ocean A/S	Airline Management And Operations	443,582.00
Denmark	Scan-shipping A/S	Shipping	266,278.65
Denmark	Dhl Danzas Air & Ocean A/S	Road Transport	230,762.25
Denmark	Dan Office Trading	Data Transmission	178,989.80
Denmark	Dhl Danzas Air & Ocean A/S	Freight Forwarding	171,502.15
Denmark	Bukkehave	Machinery, Electrical Equipment And	110,909.71
Denmark	Scan Shipping	Shipping	68,908.41
Denmark	Dfds Transport (Denmark) A/S	Shipping	64,254.70
Denmark	Dfds Transport A/S	Freight Forwarding	49,015.61
Denmark	Wilson Logistics (Denmark) A/S	Freight Forwarding	47,550.34
Denmark	Tnt Freight Management (Denmark) A/S	Freight Forwarding	42,126.00
Denmark	Danoffice Ltd	Legal Specialisms	37,494.12
Dominican Republic	Cedimat	Health Care Delivery	228,277.14
Egypt	Egypt Air	Airline Management And Operations	1,545,700.00
Egypt	Amc Aviation	Airline Management And Operations	568,800.00
Egypt	The Middle East Readers Info Center	Printing Services	75,800.00
Egypt	Maersk Egypt S.a.e.	Catering Services	37,120.00
Eritrea	Asmara International Airport	Airports	639,883.25
Eritrea	Eritrucko Sh. Co.	Land Transport, General	214,216.79
Eritrea	Warsa Enterprises Plc	Security Services	201,939.11
Eritrea	Asmara International Airport	Null	154,080.00
Eritrea	Mby Printing Press	Language	145,094.90
Eritrea	Yohannes Beraki Berhe - Rora Restaurant & Catering	Catering Services	144,661.73
Eritrea	Asmelash Ghebremicael Customs Clearing & Forwardin	Passenger Transport	119,265.00
Eritrea	Hotel Intercontinental Asmara	Laundry Services	107,150.10
Eritrea	Tgm Trans	Freight Forwarding	105,000.00
Eritrea	Mobil Oil East Africa Ltd (Eritrea)	Oil And Gas Distribution	98,165.83
Eritrea	Marsa Construction & Eng. Plc	Construction Work And Site Managem	93,872.82

**Major Subcontracts placed by Agency during 2005**  
(Contracts of USD 30,000 or more)

Agency/Country Procurement	Name of supplier	Description of services	Total Cost (USD)
<b>UN/DP cont.</b>			
Eritrea	Semai Construction	Construction Work And Site Manageme	92,424.23
Eritrea	Vivi Cleaning Plc	Cleaning Services	81,859.99
Eritrea	Total Eritrea S.c.	Oil And Gas Distribution	70,000.00
Eritrea	Asmara International Airport	Leasing Or Rental Services	69,592.80
Eritrea	Semai Construction	Cleaning Services	66,833.33
Eritrea	Eritrean Clearing And Forwarding Agency	Freight Forwarding	65,000.00
Eritrea	National Insurance Corporation - Eritrea	Insurance	50,969.58
Eritrea	Abeba Wiedehaimanot	Null	49,399.86
Eritrea	Marsa Construction & Eng. Plc	Building Engineering	45,700.00
Eritrea	Warsa Enterprises Plc	Office Support Services	44,559.08
Eritrea	Yohannes Beraki Berhe - Rora Restaurant & Catering	Food Supply	44,293.68
Eritrea	Mussie	Language	39,000.00
Eritrea	Mby Printing Press	Printing, Publishing And Bookbindin	36,960.43
Eritrea	Total Eritrea S.c.	Product Support Services	36,858.33
Eritrea	Asmara Water Supply Departement	Waste Disposal	30,094.00
Eritrea	Isaac Electro Mechanical Engineering	Machinery, Electrical Equipment And	30,000.00
Estonia	Enimex Ltd Airlines	Airline Management And Operations	6,926,473.48
Ethiopia	Ethiopian Airlines	Airline Management And Operations	6,086,868.00
Ethiopia	Securcor Ethiopia Plc	Security Services	58,800.00
Ethiopia	Ethiopian Airlines	Materials Handling	54,540.00
Ethiopia	Yilma Hotel	Null	52,623.99
Ethiopia	National Insurance Co. Of Ethiopia	Insurance	49,755.71
Ethiopia	Sheraton Hotel	Null	46,233.00
Ethiopia	Securcor Ethiopia Plc	Employment Promotion And Planning	45,880.26
Ethiopia	Adigrat Municipality	Real Estate Services	35,211.07
Ethiopia	A.a. Bole International Airport Administration	Airports	31,216.00
Finland	Stonesoft Corp.	Office, Computer And Communication	139,962.72
Finland	Stonesoft Corp.	Operations, Maintenance And Support	85,507.83
France	Geodis Calberson	Shipping	8,062,943.57
France	Geodis Calberson	Freight Forwarding	2,464,010.00
France	Cma-cgm	Freight Forwarding	755,604.85
France	Eads Defence & Security Networks	Radio Communications	574,277.64
France	Daher	Shipping	573,548.35
France	G. Feron E. De Clebsattel	Shipping	523,111.31
France	Aero Services Executive	Airline Management And Operations	304,700.00
France	G.ferron - E.de Clebsattel Sa	Freight Forwarding	214,200.00
France	G. Feron E. De Clebsattel. Sa	Shipping	199,905.00
France	Cartor Security Printing	Printing Services	193,667.40
France	G. Feron E. De Clebsattel. Sa	Machinery, Electrical Equipment And	107,091.35
France	G. Feron E. De Clebsattel. Sa	Construction Work And Site Manageme	98,557.09
France	Spot Image	Cartography	93,350.06
France	Agence Francaise De Developpement "Afd"	Real Estate Services	80,000.00
France	Spot Image	Remote Sensing	68,616.47
France	Agence France-presse	Data Communications Systems	59,400.00
Georgia	Guard Services Of Higher Abkhazian Authorities	Security Services	135,360.00
Georgia	Jsc Telenet	Special Purpose Equipment Rental An	96,000.00
Georgia	Magticom Gsm	Special Purpose Equipment Rental An	65,000.00
Georgia	State Company Abkhazskie Airlines	Airports	63,000.00
Georgia	Berzek Firm	Construction Services, N.e.c.	56,394.00
Georgia	Beraya Mamuka	Construction Services, N.e.c.	44,408.24
Georgia	Barwil Georgia	Freight Forwarding	40,000.00
Georgia	State Co. "Tkvarchelstroy"	Construction Services, N.e.c.	35,508.29
Georgia	Odishi Xxi	Construction Services, N.e.c.	35,498.00
Georgia	Tbs Ground Handling	Airports	35,130.17
Germany	Helog Lufttransport Kg	Airline Management And Operations	21,369,777.78
Germany	Fai Rent-a-jet Aktiengesellschaft	Airline Management And Operations	2,297,666.67
Germany	Fleischhacher Gmbh & Co Kg	Health Care Delivery	114,643.53
Germany	Ageg E.g.	Training	93,800.00
Germany	Hamburg International	Airline Management And Operations	84,173.00
Germany	Dorsch Consult Ingenieurgesellschaft Mbh	Waste Disposal	72,836.54
Germany	Stoof Automotive Security Technology	Training, Other	39,000.00
Ghana	37 Military Hospital	Health Care Delivery	200,000.00
Ghana	Buck Press Limited	Printing Services	61,880.00
Ghana	Ghana Aviation Handling Company Ltd (Gahco)	Airports	30,000.00
Haiti	Jedco Services	Waste Disposal	1,619,023.78
Haiti	Gerard Desir	Real Estate Services	1,008,000.00
Haiti	Karma Rental Power	Special Purpose Equipment Rental An	752,334.00
Haiti	Jedco Services	Water Supply And Sanitation	611,675.00
Haiti	Hotel Villa St- Louis	Real Estate Services	588,000.00
Haiti	Entreprise De Construction Electro-mecanque S.a. (	Real Estate Services	511,000.00
Haiti	M. Anthony Saieh	Real Estate Services	468,923.94
Haiti	Le Plaza Hotel	Real Estate Services	432,000.00
Haiti	Pyramide Services	Leasing Or Rental Services	412,454.00
Haiti	Hl Construction	Construction Work And Site Manageme	410,959.42
Haiti	El Rancho Hotel	Real Estate Services	381,200.00
Haiti	El Rancho Hotel	Leasing Or Rental Services	378,360.00
Haiti	Pyramide Services	Waste Disposal	340,000.00
Haiti	Hotel Villa St- Louis	Leasing Or Rental Services	294,000.00
Haiti	Nyll Calixte	Real Estate Services	212,400.00
Haiti	Pap Sécurité Service S.a.	Security Services	198,900.56
Haiti	Haytian Tractor And Equipment Company S.a.	General Building Equipment Lease An	195,300.00
Haiti	Haiti Foratech	Hydraulic Structures	192,000.00
Haiti	Marinetec & Co Towing & Salvage	Freight Forwarding	190,000.00
Haiti	Interwegoce S.a.	Construction Services, N.e.c.	182,017.76
Haiti	Phillippe Sauvage - (P.n.l.)	Freight Forwarding	180,000.00
Haiti	Tony Boutros Bouassi	Real Estate Services	180,000.00
Haiti	Societe Techique Darchitecture Et Dingenierie S.a.	Hydraulic Structures	166,400.00
Haiti	Skandra	Conditions Of Employment	152,572.30
Haiti	Mediacom	Radio Communications	144,965.00
Haiti	Claude Apaid	Real Estate Services	137,458.06
Haiti	Hotel Montana	Leasing Or Rental Services	132,000.00
Haiti	Hainet	Data Communications Systems	129,552.00
Haiti	Les Entreprises Antoine S.a.	Leasing Or Rental Services	121,000.00
Haiti	Les Entreprises Antoine S.a.	Real Estate Services	120,000.00
Haiti	Nyll Calixte	Leasing Or Rental Services	120,000.00
Haiti	Ronald Delatour	Real Estate Services	120,000.00
Haiti	Chatelain Cargo Services	Freight Forwarding	110,000.00
Haiti	Total Construction S.a.	Construction Work And Site Manageme	109,720.96
Haiti	Mediacom	Conditions Of Employment	107,410.00
Haiti	Professional Security Services S.a.	Security Services	107,036.89
Haiti	Plastech Solutions S.a.	Conditions Of Employment	105,000.00

**Major Subcontracts placed by Agency during 2005**  
(Contracts of USD 30,000 or more)

Agency/Country Procurement	Name of supplier	Description of services	Total Cost (USD)
<b>UN/DP cont.</b>			
Haiti	Felix Joseph	Real Estate Services	102,600.00
Haiti	Roche Jardin Service	Plant Protection	100,082.88
Haiti	Karma Rental Power	Leasing Or Rental Services	96,000.00
Haiti	Nadia R. C. Menelas	Real Estate Services	96,000.00
Haiti	Shodecosa	Real Estate Services	84,000.00
Haiti	Societe Generale De Banque	Real Estate Services	83,225.80
Haiti	Enmarcolda S.a.	Leasing Or Rental Services	78,000.00
Haiti	Jean-marc Nouaisser	Leasing Or Rental Services	74,350.00
Haiti	Beau Transport	Water Supply And Sanitation	72,748.00
Haiti	Frantz Gabriel Nerette	Real Estate Services	72,000.00
Haiti	Office Star	Art, Literature And Music	72,000.00
Haiti	Roosevelt Jacob Chemaly	Real Estate Services	72,000.00
Haiti	Societe Usine-a-manteque S. A.	Real Estate Services	72,000.00
Haiti	Jean Pierre Delva	Real Estate Services	66,000.00
Haiti	Mediacom	Television Broadcasting	65,400.00
Haiti	Cimenterie National	Construction Technology, Equipment	64,777.00
Haiti	J&M Construction S.a.	Civil Works Rehabilitation	62,578.45
Haiti	L.v.m. & Associates	Construction Services, N.e.c.	61,385.24
Haiti	Guy R. Dubourg	Real Estate Services	60,000.00
Haiti	Avis Haiti	Leasing Or Rental Services	57,291.64
Haiti	Hotel Montana	Real Estate Services	55,428.00
Haiti	Hayrian Tractor And Equipment Company S.a.	Leasing Or Rental Services	53,800.00
Haiti	Atn [Atlantic Tele-network (Haiti) S.a.]	Telecommunication, Other	52,040.00
Haiti	Entreprise De Construction Electro-mecanique S.a. (	General Building Equipment Lease An	52,000.00
Haiti	Atn [Atlantic Tele-network (Haiti) S.a.]	Specialised Communications Systems	49,440.00
Haiti	Artlight	Conditions Of Employment	49,000.00
Haiti	Max Mètayer	Real Estate Services	48,000.00
Haiti	Yves Germain	Real Estate Services	48,000.00
Haiti	Max Mètayer	Construction Work And Site Managem	47,940.00
Haiti	Roosevelt Jacob Chemaly	Leasing Or Rental Services	47,200.00
Haiti	Seila Kennels	Security Services	45,322.84
Haiti	Frantz Moise/Technipro	General Building Equipment Rental A	43,200.00
Haiti	Natouo	Water Supply And Sanitation	40,899.37
Haiti	Alex Flambert	Real Estate Services	37,000.00
Haiti	Edouard Moscosso	Real Estate Services	36,000.00
Haiti	Entreprises Gabel	Real Estate Services	36,000.00
Haiti	Gerson Borgat	General Building Equipment Rental A	36,000.00
Haiti	Jean Pierre Delva	Leasing Or Rental Services	35,750.00
Haiti	Food For The Poor	Real Estate Services	35,483.87
Haiti	Enmarcolda S.a.	General Building Equipment Lease An	33,967.35
Haiti	Yves Germain	Leasing Or Rental Services	32,000.00
India	Telecommunications Consultants Indi	Office, Computer And Communication	4,150,486.00
India	Datamatics Limited	System Design And Development	39,600.00
Iraq	Al Pasha Company	Construction Work And Site Managem	1,271,007.00
Iraq	Zana Company	Construction Work And Site Managem	860,549.35
Iraq	Global-link Distribution; Llc	Construction Work And Site Managem	761,520.00
Iraq	Al Pasha Company	Construction Services, N.e.c.	194,610.00
Iraq	Al-zaifafoon General Contracting Co. Ltd.	Construction Work And Site Managem	57,000.00
Iraq	Zana Company For General Contracts	Construction Work And Site Managem	49,962.00
Iraq	Watkinson Llc	Civil Engineering	47,937.50
Iraq	Waal Al-obaidi	International Trade	41,160.00
Iraq	Missan Company	Construction Work And Site Managem	31,399.30
Iraq	Al-mudalah Company	Construction Work And Site Managem	30,400.00
Ireland	Volga-dnepr Airlines (Ireland) Ltd	Freight Forwarding	21,336,000.00
Ireland	Volga-dnepr Airlines (Ireland) Ltd	Airline Management And Operations	4,660,000.00
Ireland	Volga-dnepr Airlines (Ireland) Ltd	Shipping	4,334,000.00
Ireland	Mmi Group Ltd	Furniture, Household Goods And Hard	33,124.22
Israel	Shin Yeshua Ltd	Construction Services, N.e.c.	453,161.95
Israel	Albilba Hanan Ltd	Construction Services, N.e.c.	160,332.87
Israel	Saymar Ltd.	Machinery, Electrical Equipment And	121,000.00
Israel	Pazomat Co.- Paz Group Ltd.	Cleaning Services	74,000.00
Israel	Lan-lee International Ltd.	Legal Specialisms	55,624.00
Israel	Ophir - Mizrahi Yosef	Tradesman's Services, Other	43,430.40
Israel	Paz Oil Co. Ltd.	Cleaning Services	40,000.00
Israel	G. Amir Company Ltd.	Construction Work And Site Managem	39,780.00
Israel	Rami Havalot Limited	Waste Disposal	36,000.00
Israel	E.m.g. - Eli Peltz	Building Engineering	34,950.00
Italy	Fagioli S.p.a.	Freight Forwarding	1,994,886.17
Italy	Geodis Züst Ambrosetti S.p.a.	Shipping	1,849,953.74
Italy	Geodis Züst-ambrosetti Spa	Shipping	1,237,013.80
Italy	Corimec Italiana Spa	Architecture, Engineering, Construc	1,026,304.89
Italy	Navitech S.r.l.	Legal Specialisms	793,109.45
Italy	Wfp Aviation	Freight Forwarding	627,500.00
Italy	Fagioli S.p.a.	Shipping	610,682.24
Italy	J.a.s. Spa Forwarding Worldwide	Freight Forwarding	579,409.23
Italy	Geodis Züst Ambrosetti S.p.a.	Freight Forwarding	543,374.16
Italy	Geodis Züst Ambrosetti	Freight Forwarding	468,000.00
Italy	Jet Air Service S.p.a (Jas)	Freight Forwarding	446,681.62
Italy	Wind Telecomunicazioni S.p.a.	Data Communications Systems	367,412.43
Italy	Brindedil Srl	Building Engineering	199,250.00
Italy	Gruppo Gorla Spa	Cleaning Services	195,000.00
Italy	Sirti Sistemi Spa	Installation Of Machinery And Equip	192,044.16
Italy	Zaccaria & Co Srl	Shipping	180,692.81
Italy	Ama S.p.a	Freight Forwarding	179,101.65
Italy	Saima Meccanica S.p.a.	Legal Specialisms	175,903.61
Italy	Emerson Network Power Srl	Legal Specialisms	170,639.90
Italy	Fagioli Spa	Shipping	163,443.54
Italy	Fagioli Spa Milano	Shipping	158,159.15
Italy	Brindedil Srl	Construction Services, N.e.c.	132,439.76
Italy	Fagioli Spa	Freight Forwarding	122,250.00
Italy	Telecom Italia Spa	Data Communications Systems	118,574.19
Italy	Brindedil Srl	Legal Specialisms	109,352.20
Italy	Intertrade International Services Srl	Banking And Investment, Other	103,846.15
Italy	Saima Avandero Spa	Shipping	100,371.30
Italy	Aprile Seafreight Spa	Shipping	94,293.13
Italy	Sasa Assicurazioni S.p.a. C/O Finconsult S.a.s.	Insurance	90,000.00
Italy	Intl. Training Centre Of The Ilo	Printing Services	84,900.00
Italy	Urbe Edilizia Srl	Legal Specialisms	82,850.00
Italy	Aprile Project S.p.a.	Freight Forwarding	81,360.00
Italy	Eco.impresa Srl	Waste Disposal	80,500.00
Italy	Marangi Martino	Legal Specialisms	79,560.16
Italy	Site Spa	Telecommunication Industry	78,754.86
Italy	Caved Srl	Construction Services, N.e.c.	76,163.86
Italy	Intertrade International Services Srl	Freight Forwarding	74,190.72
Italy	Sicurpol Brindisi S.r.l.	Building Maintenance And Repair N.e	73,949.81

**Major Subcontracts placed by Agency during 2005  
(Contracts of USD 30,000 or more)**

Agency/Country Procurement	Name of supplier	Description of services	Total Cost (USD)
<b>UN/DP cont.</b>			
Italy	Imiel A&G Srl	Legal Specialisms	72,772.90
Italy	Tema Sistemi Spa	Legal Specialisms	72,772.90
Italy	Aprile Project	Shipping	68,301.89
Italy	Imer Service Srl	Legal Specialisms	65,495.38
Italy	Abraxas Ambiente Di De Nitto Natale	Plant Protection	65,000.00
Italy	Scaff System Srl	Office, Computer And Communication	63,262.23
Italy	Camer Srl	Oil And Gas Distribution	63,000.00
Italy	Geodis Zust Ambrosetti Spa.	Shipping	60,625.00
Italy	Corimec Italiana S.p.a.	Freight Forwarding	60,200.00
Italy	Vrm Italia Srl	Specialised Communications Systems	50,941.03
Italy	Dhl International Srl	Shipping	50,000.00
Italy	Wind Telecomunicazioni S.p.a.	Telephone Services	50,000.00
Italy	Geodis Zust Ambrosetti Spa (Former Zust Ambrosetti)	Shipping	49,800.00
Italy	Fagioli S.p.a	Freight Forwarding	49,571.98
Italy	Telecom Italia	Communications	47,980.51
Italy	Sdv Italia Spa	Shipping	47,552.39
Italy	Aprile Project S. P. A.	Freight Forwarding	46,800.00
Italy	Ama S.p.a.	Machinery, Electrical Equipment And	40,965.00
Italy	Ma.r.i.mec.	Legal Specialisms	40,000.00
Italy	Wind Telecomunicazioni	Telephone Services	40,000.00
Italy	Pres Srl	Training, Other	37,243.90
Italy	Serveco S.r.l.	Plant Protection	37,000.00
Italy	Centro Servizi Meridionali S.r.l.	Waste Disposal	35,000.00
Italy	Tsm Trattamenti Superficiali Dei Metalli Srl	Rural And Non-farm Production	35,000.00
Italy	Aprile Project S.p.a	Freight Forwarding	33,930.00
Italy	Fire Protection System Snc	Legal Specialisms	33,753.20
Italy	Ama Spa - Italy	Freight Forwarding	31,241.91
Jamaica	University Of The West Indies	Training	46,986.00
Japan	Nissan Trading Co., Ltd.	Freight Forwarding	1,147,075.17
Japan	K. Arano & Co. Ltd.	Machinery, Electrical Equipment And	45,501.68
Jordan	Jordan Aviation	Airline Management And Operations	37,713,558.00
Jordan	Zozik Trading Company	Construction Work And Site Manageme	1,153,920.00
Jordan	Royal Jordanian Airline	Airline Management And Operations	761,000.00
Jordan	Jordan Aviation	Lease Of Aircraft	408,040.00
Jordan	Ahmad Awad Al-halim	Real Estate Services	150,000.00
Jordan	International Organization For Migration (Iom)	Security Services	91,704.01
Jordan	Al Saher Security	Tradesman's Services, Other	69,915.25
Jordan	Al Dsouqi Est. For Business Development	Construction Work And Site Manageme	35,250.00
Jordan	Al-taoun For Contracting Co.	Construction Work And Site Manageme	33,554.00
Kenya	Africa Expeditions Ltd	Real Estate Services	671,300.00
Kenya	Sudan Development Trust	Radio Communications	68,350.00
Kenya	Amref Flying Doctor Service	Health Care Delivery	63,479.00
Kenya	Aga Khan Hospital	Legal Specialisms	60,000.00
Kenya	Amref Flying Doctor Service	Passenger Transport	55,000.00
Kenya	Sdv Transami Kenya Ltd.	Freight Forwarding	51,450.00
Kenya	Naivasha Sopa Lodge.	Office Equipment Leasing And Rental	34,656.32
Kuwait	Al Mulla Security Services Company	International Trade	123,024.05
Kuwait	Tamimi Global Co. Ltd (Tafga)	Tradesman's Services, Other	77,000.00
Kuwait	Raith Engineering And Manufacturing Co. Wll.	Construction Work And Site Manageme	64,223.37
Kuwait	Saba Group International	Road Transport	61,206.19
Kuwait	Al-abraq Trading Company (Wll)	International Trade	44,536.08
Kuwait	Tamimi Global Co. Ltd (Tafga)	Catering Services	32,700.00
Lebanon	Hammoud Hospital	Health Care Delivery	176,361.44
Lebanon	Hanna Khoury And Brothers Co.	Construction Work And Site Manageme	173,293.50
Lebanon	Forma For Engineering And Contracting	Construction Work And Site Manageme	128,382.00
Lebanon	All Transport Agency (Clearing)	Freight Forwarding	80,000.00
Lebanon	Avianco Communication	Pc And Local Area Network (Lan) Har	49,120.50
Lebanon	Protectron	Security Services	42,228.00
Lebanon	Maroun Hasrouni	Civil Works Rehabilitation	35,305.00
Lebanon	Ali El Hajj.	Laundry Services	32,880.00
Liberia	Inter-con Security Systems Of Liberia Ltd.	Security Services	1,438,451.39
Liberia	Andalucia Estate Corp.	Security Installations Maintenance	644,894.00
Liberia	Andalucia Estate Corp.	Construction Services, N.e.c.	195,816.20
Liberia	Libra Sanitation Inc	Waste Disposal	192,170.12
Liberia	Identicaid Systems Equipment Accessories	Printing Services	177,800.00
Liberia	Kouwenhoven Monique M. Represented By Pierre Tweh	Leasing Or Rental Services	150,000.00
Liberia	Team Technical	Construction Services, N.e.c.	145,000.00
Liberia	Liberia Reconstruction & Development Company (Lr &	Construction Work And Site Manageme	131,042.33
Liberia	Unique Fumigation & Engineering Services	Plant Protection	123,600.00
Liberia	Premier Service Group	Printing Services	123,300.00
Liberia	Sn Brussels Airlines	Freight Forwarding	113,637.00
Liberia	Sethi Brothers	Construction Work And Site Manageme	109,128.50
Liberia	Liberia Water & Sewer Corporation	Water Supply And Sanitation	102,500.00
Liberia	Taman Ghandour, Fadi Ghandour & Wassim Ghandour	Real Estate Services	92,770.00
Liberia	Seamarco Printing Press	Printing Services	90,000.00
Liberia	Providence International Insurance Corp.	Insurance	82,315.84
Liberia	Kate C. Bryant & Mary T. Bryant	Real Estate Services	80,004.00
Liberia	Africa Motors	Machinery, Electrical Equipment And	80,000.00
Liberia	New Look Dry Cleaning Services	Laundry Services	78,000.00
Liberia	National Port Authority	Trade Restrictions	75,000.00
Liberia	West Africa Network For Peacebuilding (Wipnet Prog	Environmental Policy	75,000.00
Liberia	St. Michael Construction Company	Construction Services, N.e.c.	73,927.94
Liberia	Tannous Hikmat George	Real Estate Services	72,150.00
Liberia	Liberia Water & Sewer Corporation	Water Management	70,000.00
Liberia	Karaan Elias S.	Real Estate Services	68,850.00
Liberia	D & D Corporation	Construction Services, N.e.c.	68,000.00
Liberia	Evelyn Fairley Production	Environmental Policy	60,000.00
Liberia	Pags Body Repir & Maintenance Services	Machinery, Electrical Equipment And	59,998.00
Liberia	Eagle Electrical Corp.	Construction Work And Site Manageme	56,220.50
Liberia	International Construction Enterprises Company; In	Construction Work And Site Manageme	55,948.80
Liberia	Mid-liberia Baptist Mission	Leasing Or Rental Services	50,400.00
Liberia	Alliance Motor Corporation Liberia	Machinery, Electrical Equipment And	50,000.00
Liberia	Concern Technical Group	Construction Work And Site Manageme	50,000.00
Liberia	Dak Trading Company Inc.	Vehicle Rental	50,000.00
Liberia	Gibson Construction Engineering & Mining Corp.	Vehicle Rental	50,000.00
Liberia	Oniyama Dr. C. Nelson	Real Estate Services	49,500.00
Liberia	Tannous Hikmat George	Leasing Or Rental Services	48,400.00
Liberia	Dhl International Ltd.	Delivery Services	47,000.00
Liberia	Unique Fumigation & Engineering Services	Machinery, Electrical Equipment And	45,000.00
Liberia	Moses Gelear Sayon Jr Risc Fire Protection Systems	Training, Other	43,725.00
Liberia	Insurance Company Of Africa	Insurance	42,916.50
Liberia	Musicians Union Of Liberia	Environmental Policy	40,000.00
Liberia	Halabi;Salim M.	Real Estate Services	38,340.00



**Major Subcontracts placed by Agency during 2005**  
(Contracts of USD 30,000 or more)

Agency/Country Procurement	Name of supplier	Description of services	Total Cost (USD)
<b>UN/DP cont.</b>			
Liberia	Eden Preferred Water Systems	Construction Services, N.e.c.	37,790.00
Liberia	Consar Liberia Incorporated	Construction Services, N.e.c.	37,772.06
Liberia	Monrovia Breweries Inc.	Legal Specialisms	36,000.00
Liberia	Sonpon Dr. Theophilus N.	Legal Specialisms	36,000.00
Liberia	Traditional Peace Theatre	Environmental Policy	32,000.00
Liberia	Corenet Technologies Inc. Liberia	Security Installations Maintenance	31,700.00
Liberia	H & A Enterprises	Machinery, Electrical Equipment And	31,360.00
Liberia	Balawala	Environmental Policy	30,000.00
Liberia	Cape Maritime Agency Inc.	Shipping	30,000.00
Liberia	Dennis Thelma And Gabrielle	Real Estate Services	30,000.00
Liberia	Easy Transport Services	Vehicle Rental	30,000.00
Liberia	Flomo Theater Production;Inc.	Environmental Policy	30,000.00
Liberia	Halabi; Salim M.	Leasing Or Rental Services	30,000.00
Liberia	Liberia Crusaders For Peace	Environmental Policy	30,000.00
Liberia	Reelin (Liberia) Inc.	Machinery, Electrical Equipment And	30,000.00
Libyan Arab Jamahiriya	The Pan African Real Estate Corp. (Parec)	Real Estate Services	999,999.60
Mexico	Libros Para Todos, S.a. De C.v.	Printing Services	88,000.00
Monaco	Es-ko International Inc.	Food Supply	24,782,744.03
Monaco	Es-ko International Incorporated	Transport Facilitation	1,194,707.60
Monaco	Es-ko International Inc.	Catering Services	530,784.00
Monaco	Es-ko International Inc.	Land Surveying	180,000.00
Monaco	Es-ko International Inc.	Transport Facilitation	77,695.08
Morocco	Gibas Cement Et Marbre	Leasing Or Rental Services	114,000.00
Morocco	La Societe Atlas Sahara S.a.	Machinery, Electrical Equipment And	72,942.86
Morocco	Gibas Cement Et Marbre	Real Estate Services	54,000.00
Morocco	Wafa Assurance	Insurance	52,500.00
Mozambique	Lam Linhas Aereas De Mocambique	Airline Management And Operations	129,600.00
Netherlands	Eurest Support Services (Cyprus) International Lim	Catering Services	1,424,816.30
Netherlands	Joh. Enschede Stamps Security	Printing Services	139,962.00
Netherlands	Novem-netherlands Agency For Energy	Management Advisory Services	99,600.22
Netherlands	International Procurement Agency	Freight Forwarding	58,583.67
Netherlands	Eurest Support Services (Cyprus) International Lim	Laundry Services	55,434.35
Netherlands	Santpoort Project Supplies B.v.	Office Support Services	30,472.19
New Zealand	Radiola Aerospace Limited	Air Transport	587,119.18
New Zealand	Radiola Aerospace Limited	Construction Work And Site Managemer	93,096.00
Nigeria	Chanchangi Airlines Nigeria Ltd.	Airline Management And Operations	946,996.00
Nigeria	The Govt. Of Fed. Rep. Of Nigeria	Real Estate Services	666,183.42
Nigeria	Geowater (Nig) Ltd	Construction Services, N.e.c.	196,800.00
Norway	A/S Aircontact	Freight Forwarding	48,500.00
Occupied Palestinian Territory	El-yarmouk Engineering Company	Construction Work And Site Managemer	35,281.98
Oman	Renaissance Services Soag	Catering Services	395,000.00
Pakistan	Airblue Limited	Airline Management And Operations	1,833,095.00
Pakistan	Jaffer Brothers	Product Support Services	106,786.63
Republic of Moldova	Valan International Cargo Charter	Airline Management And Operations	2,600,000.00
Russian Federation	Utair Aviation, Jsc	Airline Management And Operations	59,273,141.98
Russian Federation	Nefteyugansk United Airline	Airline Management And Operations	24,724,473.68
Russian Federation	Polet Airlines	Freight Forwarding	14,760,560.00
Russian Federation	Vertical T Air Company	Airline Management And Operations	13,999,629.61
Russian Federation	Vostok Aviation Company	Airline Management And Operations	5,556,000.00
Russian Federation	Aerospetservice	Freight Forwarding	3,757,000.00
Russian Federation	Russian Sky Airlines Jsc	Airline Management And Operations	1,719,801.00
Russian Federation	Nefteyugansk United Airline	Air Charter Services	1,354,996.00
Russian Federation	Kirov Avia / Kirov State Avia Entrp	Airline Management And Operations	976,332.78
Russian Federation	Jsc "Abakan Aviat"	Freight Forwarding	423,572.00
Russian Federation	Jsc Interdialect Plus	Language	200,000.00
Russian Federation	Ves Mir Publishing House	Printing Services	48,440.00
Russian Federation	Arsdp	Hotel Industry	42,792.00
Serbia and Montenegro	Uni-project N.p.n.t.	Cleaning Services	494,026.81
Serbia and Montenegro	K-one	Channels Of Communication	88,524.30
Serbia and Montenegro	Dipos	Public Administration	81,000.00
Serbia and Montenegro	Montkomerce N.m.t.i.	Construction Work And Site Managemer	73,083.87
Serbia and Montenegro	Sefam D.o.o.	Channels Of Communication	57,992.79
Serbia and Montenegro	Eskavatori Company	General Building Maintenance And Re	51,452.78
Serbia and Montenegro	Facom D.o.o.	Public Administration	50,400.00
Serbia and Montenegro	Cambridge School Of English	Training	47,433.89
Serbia and Montenegro	International Support Services	Security Services	41,160.00
Serbia and Montenegro	Pristina Airport International Holding Jsc	Airports	35,000.00
Serbia and Montenegro	Fadil Batali	Real Estate Services	33,775.63
Serbia and Montenegro	Fedex - Optima	Delivery Services	30,992.74
Sierra Leone	West African Holdings Incorporated	Leasing Or Rental Services	984,000.00
Sierra Leone	Mount Everest Security Agency Limited	Security Services	264,855.49
Sierra Leone	Edal Incorporated Ltd.	Cleaning Services	212,370.28
Sierra Leone	Sea And Land Services Ltd. (Sals)	Shipping	88,148.15
Sierra Leone	Safecon Petroleum (SI) Ltd.	Transport Facilitation	86,200.00
Sierra Leone	Amina Ajami Catering Services	Catering Services	81,213.00
Sierra Leone	Ferry Mahera Services	Shipping	66,467.82
Sierra Leone	Kanu L Vincent	Leasing Or Rental Services	45,000.00
Sierra Leone	I.p.c. Travel	Freight Forwarding	40,000.00
Sierra Leone	Denis Jay Construction	Development, General N.e.c.	36,723.46
Sierra Leone	Dhl (SI) Ltd	Postal And Delivery Services	35,000.00
Sierra Leone	West African Holdings Incorporated	Cleaning Services	30,135.83
Singapore	Envipure Pte Ltd	Construction Work And Site Managemer	204,792.00
Singapore	Pae Singapore Pte. Ltd.	Technical Vocational Training	36,080.00
Slovakia	Slovak Airlines	Airline Management And Operations	99,500.00
South Africa	Safair Pty Ltd	Airline Management And Operations	22,801,219.44
South Africa	Chc Helicopters Africa Pty Ltd	Airline Management And Operations	7,178,814.00
South Africa	National Airways & Finance Corp Ltd	Airline Management And Operations	5,424,456.46
South Africa	King Air Services	Airline Management And Operations	3,189,000.00
South Africa	Executive Turbine Aviation (Pty) Lt	Airline Management And Operations	1,023,542.00
South Africa	Federal Air (Pty) Ltd	Airline Management And Operations	75,120.00
South Africa	Rcs Africa, Leephy Studios	Technical Requirements Studies For	36,298.00

**Major Subcontracts placed by Agency during 2005**  
(Contracts of USD 30,000 or more)

Agency/Country Procurement	Name of supplier	Description of services	Total Cost (USD)
<b>UN/DP cont.</b>			
Spain	Swiftair	Airline Management And Operations	2,000,000.00
Spain	Air Europa Lineas Aereas S.a.u.	Airline Management And Operations	704,119.00
Sudan	Amzar Trading & Services Co Ltd	Catering Services	19,169,388.00
Sudan	Ess Support Services Worldwide	Food Supply	3,185,767.95
Sudan	Keer Trans	Freight Forwarding	1,868,360.00
Sudan	Tomak & Target (Jv)	Construction Services, N.e.c.	1,373,292.00
Sudan	Abu Hiba For Trade Transport & Services	Freight Forwarding	1,134,975.00
Sudan	River Transport Corporation	Freight Forwarding	999,047.00
Sudan	Green Village Limousine	Vehicle Rental	950,602.90
Sudan	Abdelghaffar Elkoda Enterprise For Storage	Engineering Design	759,603.00
Sudan	Cannata Co. Ltd	Customs Administration	750,000.00
Sudan	Ahba Air Handling	Airports	743,770.00
Sudan	Tasneem Water Services Co.	Hydraulic Structures	639,710.16
Sudan	Hotel Palace	Real Estate Services	602,832.20
Sudan	Raiba Trans Ltd	Freight Forwarding	555,370.00
Sudan	Aes Arabia Ltd	Hydraulic Structures	540,000.00
Sudan	African Logistic Support	Construction Work And Site Managemen	504,450.00
Sudan	Salka Trans Co.	Freight Forwarding	482,900.00
Sudan	Hotel Palace	Leasing Or Rental Services	472,905.30
Sudan	Nectar Group	Cleaning Services	422,000.00
Sudan	Al-runk Petroleum Services & Investment Co. Ltd	Construction Work And Site Managemen	404,000.00
Sudan	Ministry Of Interior, Republic Of Sudan	Leasing Or Rental Services	400,000.00
Sudan	Universal Technologies Fze.	Machinery, Electrical Equipment And	390,584.50
Sudan	Conquers Computer & Engineering	Telecommunication Industry	384,820.36
Sudan	Ministry Of Interior, Republic Of Sud	Housing	383,333.00
Sudan	Hbabko Hotel	Real Estate Services	357,388.00
Sudan	Meridien Khartoum Hotel	Real Estate Services	356,985.00
Sudan	Amzar Trading & Services Co Ltd	Construction Work And Site Managemen	333,900.00
Sudan	South Line Company	Housing	319,109.00
Sudan	Cannata Co. Ltd	Land Transport, General	307,320.33
Sudan	Two Star Services	Hydraulic Structures	303,000.00
Sudan	Air Taxi Co. Ltd	Real Estate Services	300,000.00
Sudan	Ramsis Nasief Mansour	Real Estate Services	300,000.00
Sudan	Mam Drilling Co Ltd	Hydraulic Structures	296,200.00
Sudan	Tomak & Target (Jv)	Construction Work And Site Managemen	296,080.00
Sudan	Softway Intl Company	Construction Work And Site Managemen	285,872.94
Sudan	Emirates Engineering Co. Ltd.	Water Resource Planning	272,503.59
Sudan	Sudan Pile & Arif Engineering.	Hydraulic Structures	251,130.00
Sudan	Higleig Petroleum Services & Investment Co. Ltd.	Water Supply And Sanitation	236,250.00
Sudan	Two Star Services	Construction Work And Site Managemen	198,404.00
Sudan	Megatrade Engineering & Investment Co	Furniture, Household Goods And Hard	190,235.05
Sudan	Sadig International Co.ltd.	Hydraulic Structures	187,622.71
Sudan	Sud Media	Technical Vocational Training	182,800.00
Sudan	National Electricity Corporation	Electricity Distribution	169,006.86
Sudan	Cannata Co. Ltd	Freight Forwarding	155,506.22
Sudan	Civil Aviation Authority - Malakal Airport	Construction Work And Site Managemen	146,330.00
Sudan	Tomak & Target (Jv)	Civil Works Rehabilitation	139,855.50
Sudan	Alrabe Engineering Enterprises	Construction Work And Site Managemen	139,142.80
Sudan	Grand Holiday Villa	General Building Equipment Lease An	132,974.00
Sudan	The Joint Military Commission (Jmc)	Construction Work And Site Managemen	131,600.00
Sudan	African Logistic Support	Hydraulic Structures	128,500.00
Sudan	Abdalfadil Interprise Company	Construction Work And Site Managemen	127,700.00
Sudan	Shibarkal Engineering	Construction Work And Site Managemen	121,332.00
Sudan	Abdel Salam Abel Gadir El Khabir	Leasing Or Rental Services	120,000.00
Sudan	National Pension Fund	Real Estate Services	120,000.00
Sudan	Meridien Khartoum Hotel	Leasing Or Rental Services	116,250.00
Sudan	Hassan Gourashi Aboulela	Real Estate Services	110,000.00
Sudan	Nasr Abdalla Khairy	Leasing Or Rental Services	108,000.00
Sudan	Nasr Abdalla Khariy	Real Estate Services	108,000.00
Sudan	Conquers Computer & Engineering	Building Services	104,000.00
Sudan	Abdelghaffar Elkoda Enterprise For Storage	Construction Work And Site Managemen	99,000.00
Sudan	Hbabko Hotel	Airline Management And Operations	94,488.00
Sudan	Golden Arrow Co. Ltd	Machinery, Electrical Equipment And	93,077.60
Sudan	Reset Company Ltd	Construction Services, N.e.c.	90,000.00
Sudan	Hbabko Hotel	Leasing Or Rental Services	89,160.00
Sudan	Habiballa Kamal Hamza	Real Estate Services	79,500.00
Sudan	El Barkal Engineering Ltd.	Security Installations Maintenance	78,000.00
Sudan	Green Village Hotel	Real Estate Services	77,623.48
Sudan	Abdul Rahman Hussain	Security Installations Maintenance	77,587.95
Sudan	Al Faisal Hotel	Health Care Delivery	75,000.00
Sudan	Al-runk Petroleum Services & Investment Co. Ltd	Waste Disposal	74,000.00
Sudan	Repro Company Ltd	Printing Services	73,175.42
Sudan	Ream Alzain Abdelgadir	Health Care Delivery	72,632.94
Sudan	Keer-trans	Land Transport, General	68,640.00
Sudan	Savanna Insurance	Insurance	66,529.83
Sudan	Drup Complex For Engineering	Construction Work And Site Managemen	64,290.01
Sudan	Dr. Shadia Mohammed El-dirdiri	Real Estate Services	63,000.00
Sudan	Sahiroon Hospital	Legal Specialisms	61,227.84
Sudan	Jmc Nuba Mountain Trust Fund	Catering Services	59,360.00
Sudan	Water And Environment Sanitation Project (Wes)	Hydraulic Structures	53,923.54
Sudan	Al Niema Automatic Laundry	Laundry Services	50,192.06
Sudan	Ags Frasers International	Customs Administration	49,500.00
Sudan	Arabe Engineering	Construction Work And Site Managemen	49,462.00
Sudan	El- Rayan For Construction	Construction Services, N.e.c.	49,392.00
Sudan	Awab Security Services	General Building Equipment Lease An	49,200.72
Sudan	Alfadi Elamin Diab Mohamed	Real Estate Services	48,000.00
Sudan	Maawia Ali Ahmed	Leasing Or Rental Services	48,000.00
Sudan	Grand Holiday Villa	Leasing Or Rental Services	45,780.00
Sudan	Merit	Construction Work And Site Managemen	45,000.00
Sudan	Naivasha Enterprises For Contracting, Trading And	Pre-erection And General Erection W	43,454.18
Sudan	Abdullah Alhaj Mohammed Abush	Leasing Or Rental Services	42,000.00
Sudan	Dal Engineering Co. Ltd.	Electricity Distribution	40,708.91
Sudan	Intouch Communications	Satellite Communications	40,000.00
Sudan	Megatrade Co. Ltd	Construction Work And Site Managemen	40,000.00
Sudan	Abduljalil Company	Construction Services, N.e.c.	38,764.00
Sudan	Habiballa Kamal Hamza	Leasing Or Rental Services	37,500.00
Sudan	Shibarkal Engineering	General Building Maintenance And Re	36,240.80
Sudan	Abu Algasim Mohamed Ibrahim	Real Estate Services	36,000.00
Sudan	Al-runk Petroleum Services & Investment Co. Ltd	Water Supply And Sanitation	36,000.00
Sudan	Mohamed Shareef Alamin	Leasing Or Rental Services	36,000.00
Sudan	Hassan Bashir Engineering	Product Development	35,600.00
Sudan	Almowaddah Partnership For Engineering.	Civil Works Rehabilitation	35,251.00
Sudan	Hanim Awad Abdel-magid	Real Estate Services	35,070.00
Sudan	Abdul Rahman Hussain	Construction Services, N.e.c.	34,750.00
Sudan	Director General Of Khartoum State Cleaning Projec	Waste Disposal	33,848.73
Sudan	Elsafer Company For Trade Contracts & General Serv	Construction Services, N.e.c.	31,778.56
Sudan	African Logistic Support	Real Estate Services	30,780.00

**Major Subcontracts placed by Agency during 2005**  
(Contracts of USD 30,000 or more)

Agency/Country Procurement	Name of supplier	Description of services	Total Cost (USD)
<b>UN/DP cont.</b>			
Sudan	Central Medical Stores	Legal Specialisms	30,000.00
Sudan	Dak Doup Bishok	Real Estate Services	30,000.00
Sudan	Garden City College For Science & Technology (Gcst)	Real Estate Services	30,000.00
Sudan	Nassir Bacilli Bushara Meikhal	Real Estate Services	30,000.00
Sweden	Barbro. Dahlbom-hall Konsult Ab	Professional Training	39,856.00
Switzerland	Mannet S.a.r.l	Management Training	780,000.00
Switzerland	Mannet	Management Advisory Services	125,604.00
Switzerland	Mannet S.a.r.l	Management Development	51,585.34
Switzerland	International Baccalaureate Org.	Education	49,058.51
Switzerland	Mannet S.a.r.l	Specialised Management Training	47,200.00
Switzerland	South Centre	Training	41,675.00
Switzerland	Asc Switzerland	Software Installation	36,850.00
Syrian Arab Republic	Ahmad Mutaz Al Helo	Construction Services, N.e.c.	290,982.17
Syrian Arab Republic	Eng.Mhd Fidaa Al Sarraj	Construction Services, N.e.c.	169,583.78
Syrian Arab Republic	Allied Diesel	Machinery, Electrical Equipment And	156,672.97
Syrian Arab Republic	Grandoqa Trading & Contracting Co.	Construction Services, N.e.c.	99,072.21
Syrian Arab Republic	Haissam Shahin	Engineering Services N.e.c.	88,957.05
Syrian Arab Republic	Mohammed Maher Al-madfa'i	Freight Forwarding	70,000.00
Syrian Arab Republic	Eng.mhd.khaldoun Al-dandachi	Construction Services, N.e.c.	69,840.00
Syrian Arab Republic	Nakoul Engineering & Trading Co.	Construction Services, N.e.c.	63,988.50
Syrian Arab Republic	Design And Construction Engineering Office	Construction Services, N.e.c.	59,636.00
Syrian Arab Republic	Jad United Services	Public Administration	48,928.49
Syrian Arab Republic	Global Engineering Company - Ammar Katma	Construction Services, N.e.c.	45,000.00
Syrian Arab Republic	Eng. Amar Al-asseh	Construction Services, N.e.c.	40,545.63
Syrian Arab Republic	Darrous Engineering	Construction Services, N.e.c.	39,150.77
Syrian Arab Republic	Faat Engineering	Construction Services, N.e.c.	38,000.00
Syrian Arab Republic	Haissam Shahin	Construction Services, N.e.c.	33,968.25
Syrian Arab Republic	Penguin Laundry	Laundry Services	31,300.00
Tajikistan	Tajikistan Airlines	Airline Management And Operations	142,832.30
Tanzania, United Rep. of	Mebco Limited	Construction Work And Site Managem	241,622.00
Tanzania, United Rep. of	University Computing Centre Ltd	Public Administration	93,273.00
Tanzania, United Rep. of	Simbanet(t) Ltd	Leasing Or Rental Services	60,000.00
TFYR of Macedonia	Institute Of Earthquake Enginering	Real Estate Services	72,000.00
Thailand	Orient Thai Airlines	Airline Management And Operations	20,008,597.00
Timor-Leste	Ess Support Services Worldwide	Food Supply	1,369,198.57
Timor-Leste	Sdv East Timor - Timor Loro Sae	Freight Forwarding	300,000.00
Timor-Leste	Pertamina	Distribution	155,906.00
Timor-Leste	Pertamina	Delivery Services	139,420.50
Timor-Leste	Sdv East Timor - Timor Loro Sae	Shipping	50,000.00
Timor-Leste	Belak Fuels	Distribution	49,056.00
Timor-Leste	Carya Timor Leste Pty	Construction Work And Site Managem	46,563.25
Timor-Leste	Pertamina	Leasing Or Rental Services	45,000.00
Timor-Leste	Belak Fuels	Delivery Services	42,000.00
Timor-Leste	Tic East Timor Pty Ltd	Waste Disposal	40,872.00
Timor-Leste	Maubere	Security Services	37,240.00
Timor-Leste	Lorosae Independent Company	Construction Services, N.e.c.	35,000.00
Turkey	Freebird Airlines	Airline Management And Operations	378,500.00
Turkey	Celebi Hava Servici	Airports	57,964.91
Uganda	Entebbe Handling Services Ltd	Airports	1,650,000.00
Uganda	Entebbe Handling Services Ltd	Construction Work And Site Managem	450,000.00
Uganda	The Government Of Uganda	Real Estate Services	162,127.36
Uganda	Civil Aviation Authority	Leasing Or Rental Services	143,231.00
Uganda	Computer Point Ltd.	Public Administration	87,689.84
Uganda	Allport Freight Ltd	Freight Forwarding	56,145.32
Uganda	Sdv Transami Uganda	Freight Forwarding	45,000.00
Ukraine	Ukrainian Cargo Airways	Airline Management And Operations	10,060,000.00
Ukraine	Air Urga	Airline Management And Operations	7,382,164.00
Ukraine	Khoriv Avia	Airline Management And Operations	4,752,200.00
Ukraine	Motor Sich Jsc Airlines	Airline Management And Operations	2,260,000.00
Ukraine	Air Chayka	Airline Management And Operations	71,595.00
Ukraine	Air Urga	Air Charter Services	52,459.81
United Arab Emirates	Dnata Airport Operations	Materials Handling	69,750.00
United Arab Emirates	United Aviation Services	Airports	49,500.00
United Arab Emirates	Ebasco Trading Corporation	Construction Work And Site Managem	41,789.26
United Arab Emirates	Moscow Hotel	Hotel Industry	39,600.00
United Arab Emirates	Truebell Marketing And Trader Lic	Soil Resources	38,003.92
United Arab Emirates	Rimal Rotana Suites	Hotel Industry	30,374.25
United Kingdom	Air Foyle Ltd	Freight Forwarding	15,810,000.00
United Kingdom	Nrg International Ltd	Office Equipment Leasing And Rental	2,577,632.28
United Kingdom	Air Foyle Ltd	Shipping	1,945,000.00
United Kingdom	Air Foyle Ltd	Airline Management And Operations	625,000.00
United Kingdom	Nrg International Ltd - World Accounts Division	Office Equipment Leasing And Rental	409,425.27
United Kingdom	Nrg International -world Accounts Division	Office Equipment Leasing And Rental	380,000.00
United Kingdom	Barham Global Ltd	Soil Resources	378,946.28
United Kingdom	Nrg International.Ltd.	Office Equipment Leasing And Rental	327,750.72
United Kingdom	The Dialog Corporation	Data Communications Systems	229,675.00
United Kingdom	Sheargold Ltd	Air Transport	185,500.00
United Kingdom	Oxford Analytica Inc.	Data Communications Systems	147,500.00
United Kingdom	I.w.s.s. Ltd.	Printing Services	125,000.00
United Kingdom	Government Of Uk Of Great Britain And Northern Ire	Real Estate Services	100,982.79
United Kingdom	Enterplan Limited	Auditing	98,890.00
United Kingdom	Sodexo Defence Services Limited	Catering Services	90,291.18
United Kingdom	L-teq	Office, Computer And Communication	81,377.00
United Kingdom	Nrg International Ltd.	Freight Forwarding	78,082.34
United Kingdom	Vt Merlin Communications Limited	Satellite Communications	44,425.00
United Kingdom	Sodexo Defence Services Limited	Cleaning Services	41,699.75
United Kingdom	Flight Refueling Ltd	Security Installations Maintenance	38,678.57
United Kingdom	Richardson Supply Company Limited	Cleaning Services	32,279.85
United Kingdom	L Teq	Office, Computer And Communication	31,078.00

**Major Subcontracts placed by Agency during 2005  
(Contracts of USD 30,000 or more)**

Agency/Country Procurement	Name of supplier	Description of services	Total Cost (USD)
<b>UN/PD cont.</b>			
USA	American Express Travel Related Svc	Travel	34,862,351.00
USA	United Nations Development Corp.	Real Estate Services	19,398,177.18
USA	Pae/ Es-ko	Airports	19,164,615.00
USA	Trigyn Technologies Inc	Office, Computer And Communication	9,337,730.00
USA	One Source Facility Services Inc	Cleaning Services	8,540,830.32
USA	Alexander Wolf + Son	Construction	7,177,325.00
USA	Evergreen Helicopters, Inc.	Airline Management And Operations	6,879,963.00
USA	National Mobile Television, Inc.	Telecommunications	5,471,535.84
USA	304 E. 45th Street Associates	Real Estate Services	4,954,612.66
USA	Global Container Lines Limited	Shipping	4,783,071.14
USA	Petrocelli Electric Company, Inc.	Electrical Installations Maintenanc	3,896,055.00
USA	Compuforce	Pc Hardware Maintenance And Support	2,956,093.00
USA	Kuehne & Nagel, Inc.	Freight Forwarding	2,609,110.70
USA	Microsoft Corporation	Office, Computer And Communication	2,426,013.48
USA	Syska & Hennessy, Inc. Engineers	Architecture, Engineering, Construc	2,209,268.00
USA	E-j Electric Installation Co.	Construction	1,943,275.75
USA	Kuehne & Nagel Inc	Freight Forwarding	1,783,380.00
USA	866 Un Plaza Associates Llc	Real Estate Services	1,728,517.54
USA	All Point International	Construction Work And Site Managem	1,219,083.00
USA	Global Container Lines Limited	Seaports And River Ports	1,200,000.00
USA	Kroll Schiff & Associates	Architecture, Engineering, Construc	1,113,854.50
USA	Alexander Wolf + Son	Building Maintenance And Repair N.e	1,086,338.00
USA	Tgi Office Automation	Legal Specialisms	950,000.00
USA	Aastra Intecom Inc.	Specialised Communications Systems	860,000.00
USA	Petrocelli Electric Company, Inc.	Construction Services, N.e.c.	830,000.00
USA	Emc Corporation	Maintenance And Repair Services	820,491.94
USA	Eads Telecom North America, Inc.	Specialised Communications Systems	770,036.40
USA	Sdv Usa Inc.	Freight Forwarding	764,855.00
USA	Petrocelli Electric Company, Inc.	Project Identification, Preparation	756,848.00
USA	Global Container Lines Limited	Materials Handling	750,000.00
USA	Domanitech, Inc.	Pc Hardware Maintenance And Support	738,934.82
USA	Infrastructure Repair Service	Construction	704,075.00
USA	Sako & Associates, Inc	Security Services	685,522.88
USA	Ibm Corporation	Office, Computer And Communication	635,132.58
USA	Global Container Lines Limited	Freight Forwarding	631,997.24
USA	R. A. Heintges & Associates	Architecture, Engineering, Construc	598,064.00
USA	Charrier, Gibson & Associates, Inc	Shipping	596,125.00
USA	Cisco Systems, Inc.	Office, Computer And Communication	584,762.98
USA	Charrier, Gibson & Associates, Inc.	Shipping	580,897.91
USA	4g Data Systems, Inc.	Pc Hardware Maintenance And Support	562,802.88
USA	Domanitech, Inc.	Management Advisory Services	542,635.00
USA	Otis Elevator Company	Electrical Installations Maintenanc	540,634.00
USA	Alexander Wolf + Son	General Building Maintenance And Re	501,355.70
USA	Deloitte & Touche Llp	Auditing	480,000.00
USA	International Transport Solutions,	Office Support Services	476,866.00
USA	Adecco	Office Support Services	473,000.00
USA	Slg 220 News Owner Llc	Leasing Or Rental Services	470,000.00
USA	Globecomm Systems Inc.	Data Communications Systems	460,353.00
USA	Pacific Architects And Engineers Incorporated	Machinery, Electrical Equipment And	440,974.00
USA	Heidelberg Usa, Inc.	Office Equipment Leasing And Rental	437,568.00
USA	Dhl Express (Usa) Inc.	Shipping	404,512.00
USA	Hlw International	Architecture, Engineering, Construc	403,224.00
USA	Sky It Group, Llc	Computer Related Services N.e.c.	398,715.50
USA	Emc Corporation	Computer Related Services N.e.c.	374,669.40
USA	Syska & Hennessy, Inc. Engineers	Security Services	366,208.00
USA	31-00 47th Avenue, Llc C/O Newmark	Real Estate Services	365,383.02
USA	Icomma, Llc	General Management, Other	353,129.00
USA	Harrison Conference Center Inc.	Hotel Industry	347,829.00
USA	A-1 International, Inc.	Office Support Services	344,230.00
USA	Ibm Corporation	Data Transmission	343,677.89
USA	Dalberg Consulting	Systems Analysis	341,400.00
USA	Nextiraone Solutions, Llc	Specialised Communications Systems	340,800.00
USA	Konica Minolta Business Solutions	Office Equipment Leasing And Rental	334,497.60
USA	Csu Industries	Office, Computer And Communication	331,489.24
USA	Emc Corporation	Pc Hardware Maintenance And Support	330,380.90
USA	Lauster & Radu Architects, Pc	Construction	323,391.00
USA	The Economist Intelligence Unit	Data Communications Systems	314,444.30
USA	Melillo Consulting, Inc.	Office, Computer And Communication	308,272.63
USA	Cyber-ark Software, Inc.	Specialised Communications Systems	300,060.00
USA	At&T Government Solutions	Telecommunications	275,096.40
USA	Cisco Systems	Data Communications Systems	270,512.00
USA	Hitachi Consulting	Computer Related Services N.e.c.	267,600.00
USA	Factiva	Data Communications Systems	267,496.01
USA	Kuehne & Nagel Inc.	Shipping	267,100.00
USA	Emc Corporation	Data Storage	255,163.00
USA	Kpmg Llp	Auditing	251,020.00
USA	Birches Group Llc	Management Advisory Services	250,000.00
USA	Systems Union Inc.	Office, Computer And Communication	245,590.98
USA	Aramex International	Shipping	234,968.00
USA	Toppan Printing Co. America, Inc.	Printing Services	233,759.00
USA	John S. Swift Co. Of Nj, Inc.	Printing Services	230,000.00
USA	Time Moving And Storage	Trade And Business Services N.e.c.	224,700.00
USA	Pacific Architects And Engineers Incorporated	Telecommunication, Other	220,599.00
USA	Lexis-nexis	Data Communications Systems	215,068.00
USA	Sdv(usa)Inc	Freight Forwarding	209,875.98
USA	Wank Adams Slavin Associates	Architectural Planning And Design O	200,339.18
USA	Proquest Information And Learning	Data Communications Systems	196,895.60
USA	Trigyn Technologies Inc	Software Installation	194,608.00
USA	Revere Group	Computer Related Services N.e.c.	191,160.00
USA	A-1 International, Inc.	Cleaning Services	183,408.00
USA	The Edge Worldwide, Inc.	Radio Communications	182,896.81
USA	Desman, Inc.	Engineering Services	179,745.00
USA	Steven Winter Designs, Inc.	Engineering Services	179,050.00
USA	Price Waterhouse Coopers	Pension Fund Services	175,000.00
USA	Perkins & Will, Inc.	Architecture, Engineering, Construc	174,300.00
USA	Oce-usa, Inc.	Office Equipment Leasing And Rental	169,000.00
USA	United Parcel Service	Shipping	167,422.00
USA	Canon Business Solutions-east, Inc.	Office Equipment Leasing And Rental	162,673.08
USA	Facility Management World Wide Ltd.	Storage	161,500.00
USA	Qed Consulting	Specialised Management Training	157,000.00
USA	Port City Press	Printing Services	153,689.00
USA	United Parcel Service	Delivery Services	150,000.00
USA	C & A Restoration And Furniture	Maintenance And Repair Services N.e	149,940.00
USA	Kpmg Llp	Management Advisory Services	146,920.00
USA	Syscom Inc.	Office, Computer And Communication	144,000.00
USA	The Edge Worldwide, Inc.	Television Broadcasting	136,933.53
USA	Reuters	Data Communications Systems	133,260.00
USA	Petrocelli Electric Company, Inc.	Engineering Services	132,840.00
USA	L & L Painting Co., Inc.	General Building Maintenance And Re	129,301.25
USA	Cisco Systems, Inc.	Telecommunication, Other	127,565.20

**Major Subcontracts placed by Agency during 2005  
(Contracts of USD 30,000 or more)**

Agency/Country Procurement	Name of supplier	Description of services	Total Cost (USD)
<b>UN/PD cont.</b>			
USA	Unet Technologies Inc.	Telecommunications	127,063.08
USA	Compuforce	Operations, Maintenance And Support	125,000.00
USA	Opnet Technologies, Inc.	Office, Computer And Communication	124,834.00
USA	Canal Carting Inc.	Cleaning Services	120,640.00
USA	Google, Inc.	Vendor-specific Software Support An	120,000.00
USA	R.sirganian	Real Estate Services	120,000.00
USA	Novasoft Information Technology	Technical Vocational Training	119,625.00
USA	Sybase, Inc.	Vendor-specific Software Support An	117,323.74
USA	Graphnet Inc	Office, Computer And Communication	115,992.00
USA	Ibm Palisades	Computer Security	115,554.00
USA	C.g.a. (Charrier, Gibson & Associates Inc.)	Shipping	115,000.00
USA	Edrm Solutions, Inc.	Data Processing Services	114,992.55
USA	Unifirst Corporation	Laundry Services	110,440.00
USA	Dalberg Consulting	Organizational Development	110,045.00
USA	Aramex International	Postal And Delivery Services	108,151.00
USA	Image Processing Systems, Inc.	Vendor-specific Software Support An	105,600.00
USA	Misys International Banking Systems	Maintenance And Repair Services	100,365.72
USA	Cisco Systems, Inc.	Technical Vocational Training	100,000.00
USA	Fulbright & Jaworski, Llp	Legal Services	100,000.00
USA	L. Simon Corporation	Asbesto Removal	100,000.00
USA	Healthy Buildings Int'l, Inc.	Environmental Impact Assessment	98,320.00
USA	Sundial Trading Company Inc.	Real Estate Services	97,500.00
USA	Silver Platter Information	Data Communications Systems	96,909.00
USA	Trigyn Technologies Inc	Operations, Maintenance And Support	92,160.00
USA	Bp Independent Repro/Graphics	Printing Services	90,000.00
USA	Social Science Research Council	Political Institutions	90,000.00
USA	Stonesoft Inc	Pc Hardware Maintenance And Support	89,860.00
USA	Symantec Corporation	Office, Computer And Communication	88,850.00
USA	Total Concept Graphics	Printing Services	88,200.00
USA	Sacks Montgomery, P.c.	Legal Services	86,610.00
USA	Einhorn Yaffee Prescott Architectur	Architecture, Engineering, Construc	85,340.00
USA	Morgan Stanley Capital	Market Research	83,500.00
USA	Lawson Associates Inc.,	Operations, Maintenance And Support	80,904.84
USA	Time Moving And Storage	Transportation, Storage And Materia	80,271.10
USA	Lauster & Radu Architects, Pc	Architectural Design N.e.c.	80,000.00
USA	Kelco Construction Inc.	General Building Maintenance And Re	79,250.00
USA	Masner Beauplan	Real Estate Services	78,000.00
USA	Arch Wireless, Inc.	Leasing Or Rental Services	75,000.00
USA	Brown Raysman Millstein Felder &	Legal Services	75,000.00
USA	Newmark & Company Real Estate Inc.	Real Estate Services	75,000.00
USA	Sprig, Ltd.	Computer Related Services N.e.c.	75,000.00
USA	Viacom Outdoor	Marketing	74,000.00
USA	Advanced Computer Consulting	Pc Hardware Maintenance And Support	73,600.00
USA	Franklen Glass Corp	Security Installations Maintenance	70,000.00
USA	Thomson Financial Datastream	Vendor-specific Software Support An	70,000.00
USA	Wilshire Associates Inc	Market Research	70,000.00
USA	Lbl Technology Partners	Management Advisory Services	69,980.00
USA	Ikon Office Solutions	Trade And Business Services	65,000.00
USA	Mancini-duffy	Architecture, Engineering, Construc	65,000.00
USA	Sdv(usa) Inc	Freight Forwarding	64,936.28
USA	Bloomberg L.p.	Trade And Business Services	64,000.00
USA	Munters Moisture Control Services	Rural And Non-farm Production	63,944.13
USA	Skae Power Solutions Llc	Installation Of Machinery And Equip	62,500.00
USA	Main Attractions	Leasing Or Rental Services	61,777.00
USA	Access It Group, Inc.	Office, Computer And Communication	61,420.00
USA	One Source Facility Services Inc	General Management, Other	60,376.61
USA	Mannet S.a.r.l.	Training	60,280.00
USA	Armorgroup Int'l Training Inc.	Security Services	60,208.00
USA	Debevoise And Plimpton	Legal Services	60,000.00
USA	House Of Esquire	Furniture, Household Goods And Hard	60,000.00
USA	Image Processing Systems, Inc.	Office Management	60,000.00
USA	Nasco Construction Services Inc.	Engineering Services	60,000.00
USA	Toppan Printing Co. America, Inc.	Printing, Publishing And Bookbindin	58,771.20
USA	Pioneer Exterminating	Cleaning Services	57,665.00
USA	Emc Corporation	Management Advisory Services	57,480.00
USA	Redmond Press	Printing Services	55,000.00
USA	Sendmail, Inc.	Office, Computer And Communication	54,400.00
USA	Paisley Consulting, Inc.	Maintenance Of Peace And Security	53,877.32
USA	Maryland Management Systems, Inc.	Office, Computer And Communication	52,920.00
USA	Ernesta Martino Caprio	Real Estate Services	52,800.00
USA	Forrester Research	Management Advisory Services	52,800.00
USA	Sdv Usa Inc	Freight Forwarding	52,078.48
USA	I.e.s.i. N.y. Corporation	Cleaning Services	51,750.00
USA	Emc Corporation	Office, Computer And Communication	50,176.00
USA	American Express	Credit	50,000.00
USA	Farrar Filter Co., Inc.	Air Pollution	50,000.00
USA	Jc Decaux Airport Inc.	Marketing	50,000.00
USA	Peter Rosen Productions	Audio-visual Services	50,000.00
USA	Business Objects Inc.	Maintenance And Repair Services	49,188.80
USA	Kuehne & Nagel Inc.,Jfk Branch	Freight Forwarding	48,500.00
USA	Giampietro + Smith	Graphic Arts Design And Layout Serv	48,000.00
USA	Rene St. Victor	Real Estate Services	48,000.00
USA	Tees Enterprise	Training, Other	47,700.00
USA	Jane's Information Group	Data Communications Systems	47,493.00
USA	Total Concept Graphics	Printing, Publishing And Bookbindin	46,600.00
USA	Ciphertrust, Inc.	Operations, Maintenance And Support	46,439.79
USA	Franklen Glass Corp	Building Maintenance And Repair N.e	45,000.00
USA	Seybert Nicholas	Printing Services	45,000.00
USA	Mabco Inc	Maintenance And Repair Services N.e	44,979.00
USA	Firecom, Inc.	Fire Installations Maintenance And	44,849.97
USA	Ciphertrust, Inc.	Office, Computer And Communication	44,693.67
USA	Cadre Network Security	Office, Computer And Communication	44,513.13
USA	Globecom Network Services Corporation (Gnsc)	Leasing Or Rental Services	43,200.00
USA	Kuehne & Nagel Inc.	Trade Restrictions	42,407.50
USA	The Inst. For Forensic Psychology	Behavioral Sciences	40,950.00
USA	Banknote Corporation Of America Inc	Printing Services	40,575.00
USA	American Direct Mail	Postal And Delivery Services	40,000.00
USA	Bsi America, Inc.	Legal Specialisms	40,000.00
USA	Dhl Express (Usa) Inc.	Postal And Delivery Services	40,000.00
USA	Kuehne & Nagel Inc.	Payment	40,000.00
USA	U.s. Postal Service	Postal Services	40,000.00
USA	Mts-integratrak, Inc.	Office, Computer And Communication	39,345.00
USA	L3 Communications; Security& Detection Systems	Installation Of Machinery And Equip	39,250.00
USA	Fitch Information Inc	Financial Services And Insurance	37,800.00
USA	T-mobile Usa, Inc.	Telephone Services	37,374.00
USA	Syska & Hennessy, Inc. Engineers	Fire Installations Maintenance And	36,720.00
USA	X-ray Imaging, Inc.	Leasing Or Rental Services	36,500.00
USA	Harrison Conference Center Inc.	Housing	36,270.00
USA	Social Science Research Council	Marketing	36,250.00
USA	Stylus Publishing, Llc	Printing Services	36,000.00

**Major Subcontracts placed by Agency during 2005**  
(Contracts of USD 30,000 or more)

Agency/Country Procurement	Name of supplier	Description of services	Total Cost (USD)
<b>UN/DP cont.</b>			
USA	Harrison Conference Center Inc.	Specialised Management Training	35,811.00
USA	Westlaw	Data Communications Systems	35,000.00
USA	Westlaw	Legal Services	35,000.00
USA	Publishers Book Bindery, Inc.	Printing Services	34,959.20
USA	Bestek Lighting And Staging	Tradesman's Services, Other	34,300.00
USA	Automated Graphics Systems	Printing Services	34,120.00
USA	Dhl Express (Usa) Inc.	Delivery Services	33,000.00
USA	Rp Consulting Inc.	Technical Studies	32,000.00
USA	Trados Corporation	Vendor-specific Software Support An	32,000.00
USA	United Parcel Service	Postal And Delivery Services	32,000.00
USA	Perseus Development Corporation	Office, Computer And Communication	31,880.00
USA	Dmc Stratex Networks Inc.	Office, Computer And Communication	31,876.58
USA	O.p.g. Industries; Inc.	Shipping	31,700.00
USA	Id Mail Systems, Inc.	Maintenance And Repair Services	31,345.00
USA	Tech 2000,Inc.	Training	30,970.00
USA	Pitney Bowes	General Building Equipment Rental A	30,564.80
USA	Hillmann Environmental Group Llc	Environmental Health	30,325.00
USA	Unitar	Training	30,029.93
USA	Clear Channel Outdoor Inc	Marketing	30,000.00
USA	Epstein And Fass Associates	Management Advisory Services	30,000.00
USA	Jo-vin	General Building Maintenance And Re	30,000.00
<b>UNRWA</b>			
Denmark	Baltic Control Ltd. Aarhus	N/A	157,431.29
India	Ramco Systems Limited	N/A	158,386.40
Israel	Mustafa Hasan Musleh	N/A	50,000.00
Israel	Yoaad Ghanadry-Hakim	N/A	74,000.00
Jordan	Samah Contr. Co.	N/A	754,427.76
Jordan	MWH Arabtech Jardaneh	N/A	575,665.46
Jordan	Zuhdi & Wajeeh Kana'an Cont. Co.	N/A	470,766.80
Jordan	Al-Ashhab Cont. Est.	N/A	260,334.34
Jordan	Mousa Al-Louh & Khader Al-Sharif Co.	N/A	199,592.52
Jordan	Ibrahim M. Hjoj	N/A	185,033.00
Jordan	Moh'd & Mahmoud Kana'an Co.	N/A	173,085.52
Jordan	Moh'd Yacoub Salah Cont. Est.	N/A	148,834.63
Jordan	Zuhdi Kana'an & Amin Shalbi Co.	N/A	105,356.56
Jordan	Mohammed M. H. Al-Sutari	N/A	104,500.00
Jordan	Wa'el Moh'd Ahmad	N/A	100,187.89
Jordan	Smooth Management	N/A	75,000.00
Jordan	Advanced Technologies Corporation	N/A	69,614.14
Jordan	Al-Heial General Cont. Co.	N/A	63,208.52
Jordan	Jordan House Cont. Est.	N/A	62,960.68
Jordan	Central Press	N/A	61,412.43
Jordan	Kayyali & Fasheh Architect Engineers	N/A	59,321.93
Jordan	G.D.A.R. Group for Design & A rchitectural Research	N/A	44,463.28
Jordan	Int. Office Suppliers Konica	N/A	42,928.32
Jordan	Suheil for Cleaning & Mainten ance Servic	N/A	35,762.71
Jordan	United For Consolidated Services Co.	N/A	34,985.88
Jordan	Mustafa Jamil Mahmoud	N/A	34,547.00
Jordan	Jamal Sa'ad El-Din	N/A	33,368.64
Jordan	Adel Hasan Nofal	N/A	30,444.00
Lebanon	Spectrum Engineering Consultants S.A.R.L	N/A	470,599.92
Lebanon	Fawzi Al-Moh'd Al-Khatib	N/A	310,608.20
Lebanon	Ziad Chafic El-Jouaid	N/A	285,705.72
Lebanon	A/Raouf Chebaro	N/A	192,692.00
Lebanon	Imad Lubani	N/A	182,916.00
Lebanon	Wael Ali Hammoud	N/A	172,816.00
Lebanon	Walid Maarouf	N/A	157,412.00
Lebanon	Yasser Maarouf	N/A	130,320.00
Lebanon	Tawfic Taha	N/A	124,135.00
Lebanon	Khaled Mohammed Moseh	N/A	109,846.00
Lebanon	Khalil Fleifel Ind. Co. S.A.R.L	N/A	109,040.00
Lebanon	Mohammad Mubarak Al-Ali	N/A	95,218.00
Lebanon	Fawzi Kassab	N/A	90,592.00
Lebanon	Mohammad Najj Alamuddin	N/A	75,000.00
Lebanon	American University of Beirut	N/A	50,348.85
Lebanon	Imad Muslem	N/A	47,361.00
Lebanon	Ziad Khaled Al-Khatib	N/A	42,234.00
Lebanon	Marie Nahhas Chebli	N/A	36,000.00
Lebanon	Scholl	N/A	35,910.00
Lebanon	Ali Yousef Fares	N/A	34,986.00
Lebanon	Ghassan Assad	N/A	34,608.00
Lebanon	Nassim El Haj	N/A	30,371.24
Netherlands	Saybolt Eastern Hemisphere B.V.	N/A	220,127.67
Palestine Authority Autonomous Salama Company		N/A	1,551,397.38
Palestine Authority Autonomous A/Hakim Ismail Company		N/A	1,129,558.11
Palestine Authority Autonomous Al Rewaq Co.		N/A	741,519.10
Palestine Authority Autonomous Khatib & Anbar Co.		N/A	670,003.92
Palestine Authority Autonomous Jum'a Kullab		N/A	595,557.37
Palestine Authority Autonomous Rafat Abu Matar & Partners Co.		N/A	566,478.93
Palestine Authority Autonomous Khalil Abu Shamala		N/A	485,103.70
Palestine Authority Autonomous Mahmoud Rabaya Office for Contracting		N/A	484,000.00
Palestine Authority Autonomous Al Hana Trading Industrial Co mpany		N/A	466,462.81
Palestine Authority Autonomous Al Arja Co.		N/A	384,075.00
Palestine Authority Autonomous Al Kella Company		N/A	382,419.46
Palestine Authority Autonomous Jum'a A/Qader Kullab		N/A	381,561.39
Palestine Authority Autonomous Ahmed Mansour		N/A	349,997.00
Palestine Authority Autonomous Ahmed El Sharif Establishment		N/A	349,669.86
Palestine Authority Autonomous ahmed Al Omari & His Son Mohamed Co.		N/A	319,515.00
Palestine Authority Autonomous Institut Universitaire (IUED)		N/A	315,165.81
Palestine Authority Autonomous Al Ein Company		N/A	311,229.56
Palestine Authority Autonomous Al Taher United Company for Contracting		N/A	302,238.65
Palestine Authority Autonomous Engineering Development Company		N/A	290,357.00
Palestine Authority Autonomous Hatem El Kurdi		N/A	280,077.00
Palestine Authority Autonomous Said Abu Shamala		N/A	263,506.47
Palestine Authority Autonomous Mediterianian Company		N/A	252,738.97
Palestine Authority Autonomous Salah El Dien Co.		N/A	243,646.71
Palestine Authority Autonomous Khalil Contracting Establishment		N/A	235,937.00
Palestine Authority Autonomous Al Arja Co.		N/A	223,846.51
Palestine Authority Autonomous Nabil Jamil Abd-El Qader		N/A	219,331.22
Palestine Authority Autonomous Hatem El Kurdi		N/A	215,767.50
Palestine Authority Autonomous El Hassasna & Mousa Co.		N/A	211,741.00

**Major Subcontracts placed by Agency during 2005**  
(Contracts of USD 30,000 or more)

Agency/Country Procurement	Name of supplier	Description of services	Total Cost (USD)
<b>UNRWA cont.</b>			
Palestine Authority Autonomous Moh'd Dalloul	N/A		211,059.95
Palestine Authority Autonomous Farhat Abd El Hamid Shweiki	N/A		207,800.37
Palestine Authority Autonomous Overseas Development Institute	N/A		205,834.48
Palestine Authority Autonomous Khalil Qadoura	N/A		196,921.56
Palestine Authority Autonomous Emad Hassouna & his Partner's Co.	N/A		191,837.00
Palestine Authority Autonomous El Rabee' Company	N/A		182,381.00
Palestine Authority Autonomous UNRWA - Carpentry Production Unit	N/A		180,928.44
Palestine Authority Autonomous Khalil Ismail Zaghari	N/A		180,274.82
Palestine Authority Autonomous Imad Abu Mattar & Partners Co.	N/A		178,841.50
Palestine Authority Autonomous Hassasna & Mussa Company	N/A		167,248.95
Palestine Authority Autonomous Municipality of Gaza, Artificial Limbs	N/A		164,328.90
Palestine Authority Autonomous Hani Abd-El-Hamid Shweiki	N/A		160,089.68
Palestine Authority Autonomous Al Quds For Engineering ,Construction ,& Contracting	N/A		156,801.90
Palestine Authority Autonomous Al - Razi Hospital	N/A		156,001.00
Palestine Authority Autonomous Ahmad El - Sharif Establishme nt	N/A		144,448.00
Palestine Authority Autonomous Ahmad Orabi Mansour	N/A		134,467.00
Palestine Authority Autonomous El Hassasna & Musa Co.	N/A		128,931.69
Palestine Authority Autonomous Nablus Speciality Hospital	N/A		127,001.00
Palestine Authority Autonomous Rida Ahmad Khamis Al Eswed	N/A		126,286.00
Palestine Authority Autonomous Tawfik Taher Abu Kishkek	N/A		125,397.00
Palestine Authority Autonomous Samer Adel Srouji	N/A		124,189.02
Palestine Authority Autonomous Mohd Ali El Meshal	N/A		121,989.00
Palestine Authority Autonomous UNRWA - Contracting Section	N/A		119,190.00
Palestine Authority Autonomous Borj Jenin Company	N/A		117,399.00
Palestine Authority Autonomous Abdallah El- Zarabi	N/A		111,683.45
Palestine Authority Autonomous Amad Abu Mattar	N/A		110,047.00
Palestine Authority Autonomous Hammoud Hospital	N/A		107,042.09
Palestine Authority Autonomous Rafat Abu Mater & Partners Co .	N/A		106,662.00
Palestine Authority Autonomous A/Rahman Filfil sons company	N/A		104,560.40
Palestine Authority Autonomous Al Zayed Company	N/A		99,589.43
Palestine Authority Autonomous Munir Ismail Yasin	N/A		98,435.45
Palestine Authority Autonomous Mustafa Hunadiq & Partners Co.	N/A		94,100.94
Palestine Authority Autonomous Al Amour Contracting & Investment Co.	N/A		94,000.00
Palestine Authority Autonomous Khalil Hamdan Abu Shammala	N/A		93,763.00
Palestine Authority Autonomous Yehya Khairy	N/A		92,052.46
Palestine Authority Autonomous Dawoud Hussein Nijem	N/A		90,038.75
Palestine Authority Autonomous Emad Abdulla Abu Matar	N/A		89,831.00
Palestine Authority Autonomous El Yarmouk Co.	N/A		89,016.00
Palestine Authority Autonomous Dar El-Arqam Bookshop	N/A		88,802.53
Palestine Authority Autonomous Amin Qasem Mohammad Hijazi	N/A		86,788.17
Palestine Authority Autonomous Bassam Madallah Hajeer	N/A		86,462.17
Palestine Authority Autonomous Imad Abu Matar & Partners Com pany	N/A		85,162.00
Palestine Authority Autonomous Adel Jamil Saleh Habash	N/A		84,885.47
Palestine Authority Autonomous Management Consultancy Group	N/A		81,609.20
Palestine Authority Autonomous Mediterranean Company	N/A		79,937.00
Palestine Authority Autonomous Zuhair Ahmad Asaf	N/A		78,951.21
Palestine Authority Autonomous Mohd Sh'ban Dalloul	N/A		76,989.00
Palestine Authority Autonomous Kamal Abd El-Rashid El-Shaikh Saleh	N/A		75,503.90
Palestine Authority Autonomous Wafa Mohammad Abu Fara	N/A		74,760.79
Palestine Authority Autonomous Yacoub Issa Al Rajabi	N/A		74,405.69
Palestine Authority Autonomous Ahmad Yousef Mousa	N/A		72,500.00
Palestine Authority Autonomous Imad Al-Sharif	N/A		69,983.00
Palestine Authority Autonomous El Arja Co.	N/A		67,013.34
Palestine Authority Autonomous Francine Chalifoux	N/A		66,300.00
Palestine Authority Autonomous Medical Hearing Centre	N/A		64,236.65
Palestine Authority Autonomous Institute Universitaire (IUED)	N/A		60,000.00
Palestine Authority Autonomous Munir Yasin	N/A		58,593.28
Palestine Authority Autonomous Riad Ahmad Abu Ajamieh	N/A		57,501.00
Palestine Authority Autonomous Bashir Jaber Abu Rahmeh	N/A		56,020.00
Palestine Authority Autonomous Ibn Sina Medical Centre	N/A		51,000.00
Palestine Authority Autonomous Asad Said Abu Muhaiesn	N/A		50,051.00
Palestine Authority Autonomous Palestinian National Theatre	N/A		49,792.53
Palestine Authority Autonomous Hijazi Ismail Mohammad Shukhi	N/A		49,052.22
Palestine Authority Autonomous Naser Ibrahim Qasem Khader	N/A		48,662.74
Palestine Authority Autonomous Mr. Arthur Shears	N/A		48,000.00
Palestine Authority Autonomous Eduardo Reneses de la Fue nte	N/A		47,747.01
Palestine Authority Autonomous Al Rabita Company	N/A		47,568.00
Palestine Authority Autonomous Ahmad Mohammad El-Umari	N/A		47,507.00
Palestine Authority Autonomous Salem Faraj Abu Seta	N/A		47,504.12
Palestine Authority Autonomous Emad Hassouna & Partners Co.	N/A		46,801.14
Palestine Authority Autonomous Basil Ali Mohd Amro	N/A		46,777.03
Palestine Authority Autonomous Al- Rabit Co.	N/A		45,302.50
Palestine Authority Autonomous The Economist	N/A		44,225.55
Palestine Authority Autonomous Ismail Fefel & His Son Ameer Co.	N/A		43,200.00
Palestine Authority Autonomous Basem Mohammad Asad Ka'abneh	N/A		42,762.10
Palestine Authority Autonomous Abdulla Salem El Zarabi	N/A		42,726.00
Palestine Authority Autonomous Al Yarmouk Co.	N/A		41,893.09
Palestine Authority Autonomous Jaser Mahmoud Abu El - Hawa	N/A		40,647.56
Palestine Authority Autonomous El Masri Co. for Ready Concre te	N/A		39,913.00
Palestine Authority Autonomous Mohammad Tawfiq Abed Al Hamid	N/A		39,147.12
Palestine Authority Autonomous Nidal Mohd Al-Azzeh	N/A		38,394.28
Palestine Authority Autonomous Al Faisal Palestinian for Tra ding &Cost	N/A		37,373.70
Palestine Authority Autonomous Sylvie Ozon Mansour	N/A		37,000.00
Palestine Authority Autonomous Samir Yasin	N/A		36,713.00
Palestine Authority Autonomous Bank of Palestine	N/A		36,000.00
Palestine Authority Autonomous Salem El Barrawi Marshoud	N/A		35,959.00
Palestine Authority Autonomous Ihab Mohd. Ghazi Rida Zeid	N/A		35,246.68
Palestine Authority Autonomous Abed Rahman Filfil Sons Co.	N/A		35,076.00
Palestine Authority Autonomous Margaret Williamson	N/A		35,000.00
Palestine Authority Autonomous Fayez & Ibrahim Co.	N/A		35,000.00
Palestine Authority Autonomous Madkoor Co. for General Contr acting	N/A		34,934.00
Palestine Authority Autonomous Hatem Rasheed Moqbil	N/A		34,455.00
Palestine Authority Autonomous Mazen Deeb Kawamleh	N/A		33,012.00
Palestine Authority Autonomous Ghassan Abu Orf	N/A		32,500.00
Palestine Authority Autonomous Al Karama Company For Trading &Gen. Con	N/A		31,892.00
Palestine Authority Autonomous Jabalia Rehabilitation Societ y	N/A		31,565.00
Palestine Authority Autonomous Abd El-Munem Hassan Suleiman Hashash	N/A		31,214.05
Philippines	Jonathan Price	N/A	56,000.00
Switzerland	Societe General De Surveillance S.A	N/A	49,321.37
Syria	Nazeer Mohd Adeeb Saraqbi	N/A	800,989.00
Syria	Mohd & Ahmad Badie'a Hasan	N/A	599,632.76
Syria	Husein & Taha Naser	N/A	386,697.00
Syria	Hamad Jazem Al Fayyad	N/A	341,595.31
Syria	Mohd Kamal Qasem Mohd	N/A	320,109.59
Syria	Bassam Madallah Hajeer	N/A	184,604.82

**Major Subcontracts placed by Agency during 2005**  
(Contracts of USD 30,000 or more)

Agency/Country Procurement	Name of supplier	Description of services	Total Cost (USD)
<b>UNRWA cont.</b>			
Syria	Qasem Mohd Masalmeh	N/A	152,840.34
Syria	Ahmad Mohd Al Khateeb	N/A	143,339.00
Syria	Jamal Khalil Saqer	N/A	123,192.36
Syria	Ibrahim Khalil Saqer	N/A	76,823.34
Syria	Rafiq M. Z. Diab	N/A	69,500.41
Syria	Al Cham Centre (Samer Antar)	N/A	46,277.00
Syria	Ibrahim Khalil Saqer	N/A	31,804.12
United Kingdom	The Chartered Institute of Purchasing & Supply	N/A	343,726.41
United Kingdom	Churchill Training Ltd.	N/A	66,000.00
United Kingdom	Hussein H. Suliman	N/A	51,410.00
USA	TANGO International Inc	N/A	92,604.00
<b>UNU</b>			
Japan	Sumitomo 3 M K.k.	Installation Of Shatter-resist	155,201.00
Japan	Sanko Inc.	Overhaul Maintenance/Modificat	131,020.00
Japan	Ebara Reinetsu System K.k.	Overhaul Of The Direct-fired A	49,520.00
Japan	3m Innovative Properties Compa	Provision Of 3m Ultra Security	42,227.00
Japan	Marsh Japan, Inc.	Fire-all Risks Insurance For O	33,982.00
<b>UNV</b>			
Canada	Raymond Clark	Consultant Facilitator	51,408.39
France	Institut Francais	Language classes	73,036.82
Germany	Swb	Utilities	300,199.44
Germany	Kötter	Security Services	260,715.30
Germany	Seminaris	Hotel Services	248,093.58
Germany	Germania	Cleaning Services	213,750.91
Germany	Heller & C	Graphic Design	138,910.97
Germany	Hotel Zum Adler	Hotel Services	137,105.25
Germany	Allianz Immobilien	Custodial Services	129,322.00
Germany	Spanisches Forum	Language classes	86,493.66
Germany	Telekom	Telephone Charges	85,323.00
Germany	Westtours	Travel	82,689.99
Germany	Dfn	Internet subscription	56,810.45
Germany	Bub	Printing services	45,684.80
Germany	Sybase Gmbh	Consulting Services	35,858.75
Germany	Interschutz	Security Services	34,606.46
Germany	Cmi Cargo	Pouch Services	31,646.10
Japan	Minolta	Copier Rental	96,897.54
United Kingdom	Volunteering England	iyv2001 followup	33,862.43
USA	Mci Worldcom	Telephone Charges	243,742.31
USA	Johns Hopkins University	Research	150,000.00
<b>WFP</b>			
Belgium	Channel Research Belgium	Personnel Service Agreement	69,194.00
Belgium	K.u.leuven	Trainings and Courses	63,210.00
Belgium	Zope Europe Association Asbl	IT Services	36,681.98
Belgium	De Brouwer Policy & Management Advi	Personnel Service Agreement	36,000.00
Belgium	De Brouwer Policy & Management Advi	Personnel Service Agreement	31,385.01
Canada	Shl People Performance	Personnel Service Agreement	230,000.00
Canada	Global Development Enterprises Inc.	Personnel Service Agreement	67,804.00
Canada	Results-based Management Group (Rbm	Personnel Service Agreement	44,899.00
Canada	Global Development Enterprises Inc.	Personnel Service Agreement	32,000.00
Cyprus	Hart Security Limited	Security related costs	109,305.69
Denmark	Svendborg Marine Surveyors A/S	Personnel Service Agreement	78,211.31
Denmark	Global Sea Service	Personnel Service Agreement	52,007.30
Denmark	Global Sea Service	Personnel Service Agreement	52,007.30
Denmark	Svendborg Marine Surveyors A/S	Personnel Service Agreement	50,900.00
Denmark	Global Sea Service	Personnel Service Agreement	42,936.87
Denmark	Global Sea Service	Personnel Service Agreement	42,936.87
Denmark	Svendborg Marine Surveyors A/S	Personnel Service Agreement	42,797.88
Denmark	Danish Refugee Council	Personnel Service Agreement	33,321.72
Denmark	Svendborg Marine Surveyors A/S	Personnel Service Agreement	31,025.53
France	Axa Re	Insurance services	930,000.00
France	Cole' Et Associe's	Personnel Service Agreement	94,979.65
France	Gie Dial	Personnel Service Agreement	90,000.00
France	Regus	Office Services	81,842.58
France	Hyperoffice	TC/IT	69,185.00
France	Imea - Fondation Internationale Leo	Personnel Service Agreement	66,814.00
France	Optimus	Personnel Service Agreement	61,310.49
France	Groupe Urd	Personnel Service Agreement	41,392.00
France	Groupe Urd	Personnel Service Agreement	30,535.62
Germany	Gtz - Eschborn	Personnel Service Agreement	78,646.99
Germany	Gtz - Eschborn	Personnel Service Agreement	38,000.00
Germany	Gtz - Eschborn	Personnel Service Agreement	37,285.37
Iceland	Miracle Ehf	TC/IT	46,000.00
India	Manford Allianz Pvt. Ltd.	Personnel Service Agreement	42,000.00
Indonesia	Pt. Balfour Beatty Sakti Indonesia	Warehouses	540,501.10
Italy	Risanamento Spa	Building Services	2,332,492.56
Italy	Sap Italia S.p.a.	ICT services	1,637,426.91
Italy	Francescareal S.a'.r.l.	Building Services	1,102,396.42
Italy	Cofathec Servizi Spa	Building services	1,053,324.75
Italy	La Tecnica Elco Sinergo Pisam	Building Services	622,221.93
Italy	Acea-electrabel Elettrica' Spa	Building Services	527,144.47
Italy	Sap Italia S.p.a.	ICT services	519,402.00
Italy	The Boston Consulting Group S.r.l	Personnel Service Agreement	512,933.45
Italy	Accenture S.p.a.	ICT Consulting Services	500,000.00
Italy	Cofathec Servizi Spa	Building services	487,220.42
Italy	Xerox S.p.a.	Printing Services	453,129.13
Italy	The Boston Consulting Group S.r.l	Personnel Service Agreement	339,213.03
Italy	Cofathec Servizi Spa	Building services	277,500.00
Italy	Cofathec Servizi Spa	Building services	276,035.08
Italy	Ibm Italia S.p.a.	TC/IT	263,273.05
Italy	Telecom Italia S.p.a.	TC/IT	247,819.41
Italy	La Tecnica Elco Sinergo Pisam	Building Services	222,910.44



**Major Subcontracts placed by Agency during 2005**  
(Contracts of USD 30,000 or more)

Agency/Country Procurement	Name of supplier	Description of services	Total Cost (USD)
<b>WFP cont.</b>			
Italy	Dhl Express (Italy) S.r.l.	Office Services	222,113.01
Italy	The Boston Consulting Group S.r.l	Personnel Service Agreement	215,686.27
Italy	Ibm Italia S.p.a.	ICT Consulting services	215,591.02
Italy	Cofathec Servizi Spa	Building services	206,948.78
Italy	Xerox S.p.a.	Printing Services	200,300.00
Italy	Condominio Cesare Giulio Viola 31	Building services	198,431.37
Italy	Cofathec Servizi Spa	Building services	172,277.94
Italy	Ufficio Srl	Building services	172,198.93
Italy	Securpol S.r.l.	Building Services	172,000.00
Italy	Maria Carmela H. Attolico	Rental of ED Residence	156,277.50
Italy	Enterprise Digital Architects Spa	TC/IT	152,745.30
Italy	Xerox S.p.a.	Printing Services	148,966.22
Italy	Securpol S.r.l.	Building Services	135,000.00
Italy	Securpol S.r.l.	Building Services	135,000.00
Italy	La Tecnica Elco Sinergo Pisam	Building Services	127,615.76
Italy	La Tecnica Elco Sinergo Pisam	Building Services	123,351.01
Italy	Italgas Più Spa-gestione Oper.credi	Building Services	116,130.98
Italy	Intertecno	Security related costs	112,993.46
Italy	Ricoh Point S.p.a.	Office Services	110,706.50
Italy	La Tecnica Elco Sinergo Pisam	Building Services	107,190.00
Italy	Colt Telecom Spa	TC/IT	105,182.93
Italy	Cofathec Servizi Spa	Building services	104,580.41
Italy	Telespazio S.p.a.	TC/IT	100,315.66
Italy	De Studio Società Di Ingegneria S.r	Building Services	92,553.32
Italy	Novell Italia S.r.l.	TC/IT	90,161.00
Italy	Securpol S.r.l.	Building Services	90,000.00
Italy	Alsoftw@Are S.p.a	IT Services	88,968.52
Italy	Telespazio S.p.a.	TC/IT	87,336.99
Italy	K-tech Srl	Personnel Service Agreement	85,700.00
Italy	Sara Snc Di Saracini S. & C.	Building Services	85,050.00
Italy	Knc - Kangaroo Net Company S.p.a.	TC/IT	84,389.41
Italy	Alsoftw@Are S.p.a	IT Services	78,620.00
Italy	De Studio Società Di Ingegneria S.r	Building Services	77,791.73
Italy	The Right Side Srl	Building services	77,054.09
Italy	Knc - Kangaroo Net Company S.p.a.	TC/IT	75,728.24
Italy	Terma Srl	ICT services	74,117.65
Italy	Vodafone Omnitel - Torino	TC/IT	73,350.00
Italy	Ufficio Srl	Building services	73,175.28
Italy	Cofathec Servizi Spa	Building services	72,290.00
Italy	Telecom Italia S.p.a.	TC/IT	70,629.49
Italy	Si.ste.ma Srl	Security related costs	70,588.24
Italy	Oracle Italia S.p.a.	TC/IT	69,732.17
Italy	Telecom Italia S.p.a.	TC/IT	68,522.57
Italy	Sheraton Golf Hotel And Resort, Ele	Meetings/Workshops	67,761.97
Italy	Vodafone Omnitel - Torino	TC/IT	66,000.00
Italy	Oracle Italia S.p.a.	TC/IT	64,169.18
Italy	Telecom Italia S.p.a.	TC/IT	63,332.26
Italy	Arti Grafiche Tilligraf Srl	Office Services	63,117.65
Italy	Intertecno	Security related costs	60,976.00
Italy	Dhl Express (Italy) S.r.l.	Office Services	60,600.00
Italy	Asystel S.p.a.	IT Services	60,561.34
Italy	Sara Snc Di Saracini S. & C.	Building Services	60,202.15
Italy	Poste,Filiale Roma Sud	Building Services	60,000.00
Italy	Sivet S.r.l.	TC/IT	59,500.00
Italy	Serco S.p.a.	Personnel Service Agreement	59,295.00
Italy	La Tecnica Elco Sinergo Pisam	Building Services	57,061.45
Italy	Cofathec Servizi Spa	Building services	56,000.00
Italy	Telecom Italia S.p.a.	TC/IT	55,241.29
Italy	Acea-electrabel Elettricità' Spa	Building Services	55,000.00
Italy	Telecom Italia S.p.a.	TC/IT	53,946.05
Italy	Intertecno	Security related costs	53,493.98
Italy	Telecom Italia S.p.a.	TC/IT	53,056.26
Italy	Serco S.p.a.	Personnel Service Agreement	52,296.01
Italy	Vodafone Omnitel - Torino	TC/IT	50,389.91
Italy	Bolliger/Crown Lance Italia Srl	Office Services	50,000.00
Italy	Vodafone Omnitel - Torino	TC/IT	47,600.00
Italy	Ricoh Point S.p.a.	Office Services	47,230.26
Italy	Cofathec Servizi Spa	Building services	47,028.16
Italy	Ugo Quintily Stabilimento	Printing Services	46,948.80
Italy	Vodafone Omnitel - Torino	TC/IT	46,900.18
Italy	K-tech Srl	Personnel Service Agreement	42,165.01
Italy	Tantari Telecomunicazioni S.r.l.	Personnel Service Agreement	42,147.37
Italy	Ds Group S.r.l	Personnel Service Agreement	40,240.96
Italy	Colt Telecom Spa	TC/IT	40,062.87
Italy	Cofathec Servizi Spa	Building services	40,000.00
Italy	Vodafone Omnitel - Torino	TC/IT	39,775.43
Italy	Holiday Investment Worldwide Italia	Trainings and Courses	39,714.99
Italy	Francescareal S.a'.r.l.	Building Services	39,631.00
Italy	De Besi Di Giacomo Spa	Insurance services	39,248.37
Italy	Acea-electrabel Elettricità' Spa	Building Services	39,216.00
Italy	Realtech Italia Spa	Personnel Service Agreement	38,809.83
Italy	Telecom Italia S.p.a.	TC/IT	38,212.45
Italy	Vodafone Omnitel - Torino	TC/IT	37,866.46
Italy	Arke' Arte Dell'informatica S.r.l.	Personnel Service Agreement	37,560.09
Italy	Sivet S.r.l.	TC/IT	37,554.26
Italy	Vodafone Omnitel - Torino	TC/IT	37,201.77
Italy	K-tech Srl	Personnel Service Agreement	37,123.47
Italy	Intertecno	Security related costs	36,381.99
Italy	Ibm Italia S.p.a.	ICT Consulting Services	35,910.01
Italy	Sap Italia S.p.a.	ICT services	35,907.01
Italy	Sap Italia S.p.a.	ICT services	35,294.12
Italy	The Language Net	Personnel Service Agreement	35,000.00
Italy	Vodafone Omnitel - Torino	TC/IT	35,000.00
Italy	Vodafone Omnitel - Torino	TC/IT	35,000.00
Italy	Percorsi Grafici Snc	Personnel Service Agreement	34,867.79
Italy	Gartner Italia S.r.l.	TC/IT	34,599.75
Italy	Cofathec Servizi Spa	Building services	32,875.78
Italy	Serco S.p.a.	Personnel Service Agreement	32,120.48
Italy	Inran-ist.naz.ricerca Alim. E Nutri	Personnel Service Agreement	32,036.00
Italy	Alsoftw@Are S.p.a	IT Services	31,915.01
Italy	Global Knowledge Network Italia Srl	TC/IT	31,788.24
Italy	Il Girotondo S.r.l.	Building Services	31,047.87
Italy	Vodafone Omnitel - Torino	TC/IT	30,902.27
Italy	Gfi Ois Spa	TC/IT	30,544.80
Italy	Ugo Quintily Stabilimento	Printing Services	30,527.94
Italy	Vodafone Omnitel - Torino	TC/IT	30,210.11
Italy	Sap Italia S.p.a.	ICT services	30,060.98

**Major Subcontracts placed by Agency during 2005  
(Contracts of USD 30,000 or more)**

Agency/Country Procurement	Name of supplier	Description of services	Total Cost (USD)
<b>WFP cont.</b>			
Kenya	Civicon	Construction	7,697,357.00
Kenya	Hayer Bishan Singh & Sons Ltd	Construction	7,090,675.70
Kenya	Gtz	Construction	6,291,203.00
Kenya	Civicon	Construction	5,479,518.69
Kenya	Civicon	Construction	5,202,391.91
Kenya	Hayer Bishan Singh & Sons Ltd	Construction	3,804,562.13
Kenya	Gtz	Construction	3,099,776.58
Kenya	Gtz	Construction	2,688,909.87
Kenya	Kirinyaga Construction	Construction	2,567,230.26
Kenya	Dabasia Builder Ltd	Housing	357,488.43
Kenya	Cidri	Construction	317,301.27
Kenya	Norken Ltd	Construction	151,327.26
Kenya	Howard Humphreys(e.a) Limited	Personnel Service Agreement	137,758.08
Kenya	Norken Ltd	Construction	136,194.52
Kenya	Howard Humphreys(e.a) Limited	Personnel Service Agreement	130,009.08
Kenya	Howard Humphreys(e.a) Limited	Personnel Service Agreement	130,009.08
Kenya	Community Aid International	Trainings and Courses	66,076.00
Netherlands	Haskoning Nederland Bv	Personnel Service Agreement	160,000.00
Netherlands	Kit Development Policy And Practice	Personnel Service Agreement	139,018.56
Netherlands	Programme Office B.v.	Shipping costs	68,800.00
Netherlands	Hay Group Bv	Personnel Service Agreement	35,286.64
Pakistan	Quicklink Communications	TC/IT	73,500.00
Switzerland	Fondation Suisse De Deminage (Fsd)	Personnel Service Agreement	77,273.00
United Kingdom	At&T Istel	TC/IT	986,000.00
United Kingdom	At&T Istel	TC/IT	950,000.00
United Kingdom	Nao-national Audit Office	Personnel Service Agreement	495,000.00
United Kingdom	Receptors Security Systems	Security related costs	293,696.17
United Kingdom	Peacepath Consulting	Personnel Service Agreement	291,451.83
United Kingdom	Reuters Foundation	Trainings and Courses	160,000.00
United Kingdom	Receptors Security Systems	Security related costs	152,775.09
United Kingdom	At&T Istel	TC/IT	130,284.00
United Kingdom	Keane Limited	ICT Consulting Services	100,000.00
United Kingdom	Itad Limited	Personnel Service Agreement	91,992.00
United Kingdom	Peacepath Consulting	Personnel Service Agreement	89,828.27
United Kingdom	Delahaye Medialink Worldwide	Personnel Service Agreement	80,100.00
United Kingdom	Overseas Development Institute (Odi	Personnel Service Agreement	78,000.00
United Kingdom	Pritchard Wood	ICT Consulting Services	76,628.39
United Kingdom	Futuretec Ltd.	Personnel Service Agreement	73,660.00
United Kingdom	Peacepath Consulting	Personnel Service Agreement	73,170.73
United Kingdom	Futuretec Ltd.	Personnel Service Agreement	72,200.00
United Kingdom	Chevin Computer Systems Ltd	TC/IT	56,750.00
United Kingdom	Delahaye Medialink Worldwide	Personnel Service Agreement	52,350.00
United Kingdom	The Institute Of Development Studie	Personnel Service Agreement	46,689.00
United Kingdom	Chartered Institute Of Personnel An	Personnel Service Agreement	44,100.00
United Kingdom	Peacepath Consulting	Personnel Service Agreement	43,419.27
United Kingdom	Learning Tree Int'l Ltd	Trainings and Courses	40,564.98
United Kingdom	Overseas Development Institute	Personnel Service Agreement	40,401.46
USA	Universal Weather And Aviation, Inc	Fuel	327,825.55
USA	Universal Weather And Aviation, Inc	Fuel	250,000.00
USA	Universal Weather And Aviation, Inc	Fuel	200,000.00
USA	Interworks, Llc	Trainings and Courses	152,718.00
USA	The New York Times	Publications	120,400.00
USA	Echoditto Inc.	Personnel Service Agreement	95,088.00
USA	Echoditto Inc.	Personnel Service Agreement	95,000.00
USA	Voxiva Inc	Security related costs	88,900.00
USA	Tufts University	Personnel Service Agreement	78,338.00
USA	Hewitt Associates Llc	Personnel Service Agreement	76,500.00
USA	The Gelfond Group, Inc.	Personnel Service Agreement	70,000.00
USA	International Food Policy Research	Personnel Service Agreement	59,815.12
USA	Michigan State University	Personnel Service Agreement	51,865.00
USA	Technicolor Creative Services	Personnel Service Agreement	50,000.00
USA	Tufts University	Personnel Service Agreement	48,976.00
USA	Peer Influence, Inc	Personnel Service Agreement	45,000.00
USA	Gwi Software Inc.	TC/IT	44,450.00
USA	Vietnam Veterans Of America Foundat	Personnel Service Agreement	43,935.35
USA	Tango International	Personnel Service Agreement	41,200.00
USA	Peer Influence, Inc	Trainings and Courses	38,000.00
USA	Tango International	Personnel Service Agreement	36,900.00
USA	Development Information Serv. Inter	Personnel Service Agreement	34,798.00
USA	Michigan State University	Personnel Service Agreement	33,419.00
USA	Kintera, Inc.	TC/IT	30,188.05
<b>WMO</b>			
Botswana	Botswana Meteorological Service	Establishment of a technical support service	150,000.00
Brazil	Adn Technologia	Database	252,720.00
Finland	Eera	Stakeholder survey	80,810.00
Switzerland	Oracle Software	Migration of Oracle Applications 11.0.3 to 11i	942,640.00
Switzerland	Atiks	Cleaning services	315,750.00
Switzerland	Sps	Security services	287,520.00
Switzerland	Danka	Rental of photocopiers	180,950.00
Switzerland	Oracle Software	Computer and administration services	173,670.00
Switzerland	Zurich Assurance	Insurance services	155,930.00
Switzerland	Free Production S.a.	Production of films	73,170.00
Switzerland	Otis	Maintenance of the elevators	69,850.00
Switzerland	Dimension Data	Firewall Redundancy	52,393.00
Switzerland	Infolearn S.a.	Computer training	41,750.00
Switzerland	Infolearn S.a.	Computer Pre-press training	36,036.00
Switzerland	Novell	Maintenance of licences	32,149.00
United Kingdom	Cnc	Consultancy services	32,110.00
<b>WTO</b>			
United Kingdom	Emerging Markets Group (EMG) Ltd.	Expert on tourism	48,135.92

# **TOP TEN ITEMS/PRODUCT GROUPS**

**All Sources of Funding**

**(UN SYSTEM)**



TOP TEN ITEMS/PRODUCT GROUPS PROCURED BY AGENCY DURING 2005

Agency ECA

Rank	Items/Product Group	No. of PO's	Value (USD)
1	Printing and Publishing & Supplies	20	641,827.16
2	Computer Software	12	423,809.17
3	Computer Hardware	5	361,367.77
4	Uniform	13	297,003.29
5	Medicines	45	247,507.26
6	Electrical Equipment	7	182,079.53
7	Office Supplies & Stationery	8	143,269.59
8	Electronic Equipment	7	130,461.55
9	Medical Equipment	6	107,225.57
10	Photocopiers	7	97,026.49
<b>Total number of purchase orders raised during 2005:</b>		<b>130</b>	<b>2,631,577.38</b>
		<b>266</b>	

Agency ECLAC

Rank	Items/Product Group	No. of PO's	Value (USD)
1	Micro-computers	25	478,814.32
2	Furniture, Office, Other Than Chairs	7	345,187.62
3	Pc Hardware Maintenance And Support	27	343,816.58
4	Pc Software, General	15	302,562.57
5	Printing Services	72	268,538.38
6	Cleaning Services	19	221,698.17
7	Printing And Bookbinding Equipment	35	209,794.38
8	Leasing Or Rental Services	3	183,156.74
9	Freight Forwarding	1	165,008.00
10	Computer Systems, Special Purpose Other	4	143,750.05
<b>Total number of purchase orders raised during 2005:</b>		<b>208</b>	<b>2,662,326.81</b>
		<b>1,355</b>	

Agency ESCAP

Rank	Items/Product Group	No. of PO's	Value (USD)
1	Furniture	20	863,442.02
2	Computer Hardwares/Softwares	92	660,209.17
3	Publications	245	377,989.07
4	Safety Equipment	38	371,734.25
5	Pc, Desktop	40	354,219.20
6	Softwares	76	278,789.77
7	Electrical Items	253	259,789.01
8	Printing Others	s	221,886.23
9	Motor Cars	6	203,677.46
10	Computer, Others	33	190,395.29
<b>Total number of purchase orders raised during 2005:</b>		<b>803</b>	<b>3,782,131.47</b>
		<b>995</b>	

Agency ESCWA

Rank	Items/Product Group	No. of PO's	Value (USD)
1	IT Equipment	77	1,277,755.48
2	Operation and maintenance of UN-House	24	295,394.86
3	Labour Services	29	179,845.51
4	Cleaning and Gardening	2	168,663.00
5	Communication Equipment	11	144,203.94
6	Copiers	10	127,663.61
7	IT maintenance	6	121,294.44
8	Printing Supplies	18	94,824.29
9	Construction of Sand bag wall	2	83,356.00
10	Security Items	16	85,884.81
<b>Total number of purchase orders raised during 2005:</b>		<b>195</b>	<b>2,578,885.94</b>
		<b>357</b>	

Agency FAO

Rank	Items/Product Group	No. of PO's	Value (USD)
1	Transport Equipment	192	9,687,992.00
2	Agricultural Produce	99	9,508,976.00
3	Architecture, Engineering, Construction and other	29	9,313,373.00
4	Maintenance & Repair Services	242	8,316,978.00
5	Machinery, Special Purpose	113	8,022,123.00
6	Information Technology	200	7,717,114.00
7	Office, Accounting and Computing Machinery	635	6,736,932.00
8	Machinery, General Purpose	41	5,327,528.00
9	Medical Appliance. Precision and Optical Instruments	169	5,306,369.00
10	Transportation, Storage and Materials Handling	27	4,373,715.00
<b>Total number of purchase orders raised during 2005:</b>		<b>1,747</b>	<b>74,311,100.00</b>
		<b>2,614</b>	

Agency IAEA

Rank	Items/Product Group	No. of PO's	Value (USD)
1	Measuring, checking and testing instruments and appliances	495	11,561,358.97
2	Automation strategies and MIS	26	10,075,178.46
3	Atomic energy equipment	299	10,006,823.87
4	Laboratory equipment	1180	8,225,630.53
5	Software, computer, including manuals	382	7,144,164.86
6	Security and safety equipment	39	6,061,621.21
7	Surveillance/control systems	38	5,194,176.06
8	Engineering services	59	4,880,600.12
9	Processing units for EDP and accessories and parts thereof	770	4,321,149.98
10	Medical and surgical equipment and orthopaedic appliances	100	3,384,400.13
<b>Total number of purchase orders raised during 2005:</b>		<b>3,388</b>	<b>70,855,104.17</b>
		<b>8,175</b>	

TOP TEN ITEMS/PRODUCT GROUPS PROCURED BY AGENCY DURING 2005

Agency IAPSO

Rank	Items/Product Group	No. of PO's	Value (USD)
1	TB drugs	290	48,649,104.00
2	Security Solutions	4	46,694,573.00
3	Motor Vehicles	1082	45,126,107.00
4	Freight	1355	16,341,559.00
5	Election Materials	16	7,049,862.00
6	IT Equipment	149	5,650,195.00
7	Agriculture Equipment And Supplies	11	4,382,355.00
8	Mining Equipment	10	4,278,312.00
9	Medical Equipment	10	2,990,674.00
10	Security Solutions	27	2,761,958.00
<b>Total number of purchase orders raised during 2005:</b>		<b>2,954</b>	<b>183,924,699.00</b>
		<b>3,134</b>	

Agency IFAD

Rank	Items/Product Group	No. of PO's	Value (USD)
1	Ecs International Italia Spa	4	3,921,228.00
2	Istituto Vigilanza Citta' Di Roma	6	3,034,140.64
3	Wellington Management Company Llp	6	1,720,556.07
4	The Northern Trust Company London	17	1,007,750.10
5	Impresa Piemonte S.r.l.	12	915,983.97
6	Western Asset Management Company	2	802,742.55
7	Bridgewater Associates Inc.	5	764,830.81
8	Zanzi Servizi Spa	10	436,587.52
9	Willis Limited	2	423,816.59
10	Deutsche Asset Management Intl Gmbh	1	403,944.65
<b>Total number of purchase orders raised during 2005:</b>		<b>65</b>	<b>13,431,580.90</b>
		<b>1,227</b>	

Agency ILO

Rank	Items/Product Group	No. of PO's	Value (USD)
1	Building maintenance	344	2,294,495.00
2	Construction/architecture	3	1,513,196.00
3	Computer/Laptop/software	345	1,051,957.00
4	Vehicle	58	795,004.00
5	other IT equipment	192	687,339.00
6	Furniture	108	606,636.00
7	Electricity installation	22	460,625.00
8	Communication Equipment	79	215,651.00
9	Paper	64	195,766.00
10	Stationery	47	166,275.00
<b>Total number of purchase orders raised during 2005:</b>		<b>1,262</b>	<b>7,986,944.00</b>
		<b>2,881</b>	

Agency ITU

Rank	Items/Product Group	No. of PO's	Value (USD)
1	Computer equipment	59	1,182,739.00
2	Repeater stations	2	345,725.00
3	Antennas	1	266,030.00
4			
5			
6			
7			
8			
9			
10			
<b>Total number of purchase orders raised during 2005:</b>		<b>62</b>	<b>1,794,494.00</b>
		<b>130</b>	

Agency PAHO

Rank	Items/Product Group	No. of PO's	Value (USD)
1	Vaccines	n/a	145,942,890.00
2	Packing/Freight/Shipping	n/a	9,658,863.00
3	Services Contracts	n/a	8,527,701.00
4	Pharmaceuticals	n/a	5,254,060.00
5	Needles/Syringes	n/a	4,092,467.00
6	computer supplies & Equipment	n/a	3,206,412.00
7	pesticides/insecticides/herbicides	n/a	3,138,061.00
8	diagnostic kits, serum, bioreagents	n/a	2,640,518.00
9	Hospital / Lab supplies & equipment	n/a	1,378,306.00
10	Software licenses	n/a	565,154.00
<b>Total number of purchase orders raised during 2005:</b>		<b>2,878</b>	<b>184,404,432.00</b>

Agency UNCTAD

Rank	Items/Product Group	No. of PO's	Value (USD)
1	Research and development services	17	723,410.00
2	Hotel reservation	26	386,932.00
3	Office and conference rental services	15	136,527.00
4	Processing units for EDP and accessories and parts thereof	12	122,302.00
5	Catering services	33	101,049.00
6	Conference services	21	85,340.00
7	Printing servies	11	48,196.00
8	Training services	3	42,976.00
9	Motor vehicles	2	41,500.00
10	Transportation Services	6	41,400.00
<b>Total number of purchase orders raised during 2005:</b>		<b>146</b>	<b>1,729,632.00</b>

Agency UNICEF

Rank	Items/Product Group	No. of PO's	Value (USD)
1	Vaccines/biologicals	n/a	438,768,750
2	Medical supplies & equipment	n/a	97,437,084
3	Education supplies	n/a	86,474,293
4	Bednets/household tech.	n/a	84,275,355
5	Water & Sanitation	n/a	78,262,898
6	Pharmaceuticals	n/a	75,858,390
7	Printing	n/a	52,737,403
8	IT and office supplies	n/a	49,129,722
9	Transport	n/a	39,140,074
10	Nutrition	n/a	33,798,389
<b>Total number of purchase orders raised during 2005:</b>			<b>1,035,882,358.00</b>

TOP TEN ITEMS/PRODUCT GROUPS PROCURED BY AGENCY DURING 2005

Agency UNIDO

Rank	Items/Product Group	No. of PO's	Value (USD)
1	Phase Out Ozone Depletion, General	n/a	8,284,500.00
2	Phase Out Ozone Depletion, in refrigeration sector	n/a	4,457,614.00
3	Replace and Substitute CFC's in refrigerations/ AC systems	n/a	3,606,492.00
4	Phase Out Ozone Depletion, in the foam sector	n/a	2,421,165.00
5	Replacing carbon tetrachloride in pesticides production	n/a	1,909,270.00
6	Replace and Substitute CFC's for solvents and aerosols	n/a	1,861,837.00
7	Energy Conservation	n/a	1,832,500.00
8	Dairy Equipment	n/a	1,785,741.00
9	Replace and Substitute CFC's in foam plastic industry	n/a	1,750,579.00
10	ODS phase-out equipment, general	n/a	1,530,576.00
<b>Total number of purchase orders raised during 2005:</b>			<b>29,440,274.00</b>

Agency UNFPA

Rank	Items/Product Group	No. of PO's	Value (USD)
1	Contraceptives (Injectables)	90	24,118,563.45
2	Contraceptives (Pills)	80	10,599,706.52
3	Medical Equipment/Pharmaceuticals	131	8,240,300.94
4	Technical Services	23	8,002,323.97
5	Pharmaceuticals	2	6,555,873.23
6	Contraceptives (Condoms)	76	6,204,692.33
7	Contraceptives (Pills)	48	5,707,200.39
8	Contraceptives (Injectables, Pills, IUDs)	39	5,339,197.86
9	Technical Services	26	5,254,566.63
10	Contraceptives (Pills)	11	4,631,228.09
<b>Total number of purchase orders raised during 2005:</b>			<b>23,510</b>

Agency UNHCR

Rank	Items/Product Group	No. of PO's	Value (USD)
1	Transport services other than Charter	842	12,294,055.97
2	Vehicles Terrain and Delivery/pick-ups	131	12,214,125.00
3	IT services	97	10,961,717.82
4	Tents all types	17	6,966,505.00
5	Business/administrative services	69	5,982,865.27
6	Charter services/light aircraft	22	5,950,701.08
7	IT Equipment and supplies	126	5,786,280.84
8	Plastic tarpaulins sheets/rolls	53	5,339,437.58
9	Telecoms equipment/supplies	126	5,293,322.30
10	General cargo trucks	13	4,267,214.18
<b>Total number of purchase orders raised during 2005:</b>			<b>2,005</b>

Agency UNOG

Rank	Items/Product Group	No. of PO's	Value (USD)
1	Cleaning Services	13	3,782,030.04
2	Motor Vehicles, Passenger, Other	11	3,704,668.37
3	Legal Specialisms	103	2,956,575.24
4	Construction Services, N.e.c.	66	2,944,699.66
5	Construction Work And Site Management, Buildings	12	2,684,294.21
6	Specialised Communications Systems	5	2,421,658.86
7	Micro-computers	282	2,413,465.86
8	Office Equipment Leasing And Rentals	119	2,069,429.49
9	General Building Maintenance And Repair N.e.c.	75	1,861,257.98
10	Electrical Installations Maintenance And Repair	70	1,745,944.15
<b>Total number of purchase orders raised during 2005:</b>			<b>4,623</b>

Agency UNON

Rank	Items/Product Group	No. of PO's	Value (USD)
1	Construction Works	98	26,108,381.29
2	Computer Hardware And Software	230	3,960,842.58
3	Office Equipment	61	2,562,909.00
4	Fuel	8	2,024,740.24
5	Human Resource & Consultancy Services	41	1,732,608.54
6	Building And Other Maintenance Services	46	1,714,756.08
7	Transport Services	35	1,500,095.85
8	Communication Services	38	1,206,617.43
9	Building Material Fixtures And Fittings	56	1,106,571.03
10	Printing Services	108	1,016,574.17
	Accommodation, Conference, Hospitality And Catering	96	903,833.00
<b>Total number of purchase orders raised during 2005:</b>			<b>2,020</b>

Agency UNOPS

Rank	Items/Product Group	No. of PO's	Value (USD)
1	Office & IT equipm. & supplies, incl. software	n/a	19,643,241.11
2	Motor vehicles a.o. transport equipm.	n/a	16,972,963.74
3	Machinery (pumps, tools, construction etc.)	n/a	13,699,273.89
4	Communication equipm.	n/a	12,831,296.20
5	Medical, lab, measuring & testing equipm.	n/a	10,027,551.59
6	Iron, steel a.o. metal products	n/a	8,922,122.20
7	Furniture	n/a	4,069,262.61
8	Paper products & stationary	n/a	3,631,487.73
9	Petroleum products	n/a	3,410,471.75
10	Fertilisers	n/a	3,012,870.00
<b>Total number of purchase orders raised during 2005:</b>			<b>2,152</b>

## TOP TEN ITEMS/PRODUCT GROUPS PROCURED BY AGENCY DURING 2005

## Agency UNOV

Rank	Items/Product Group	No. of PO's	Value (USD)
1	Alarm devices	n/a	260,028.11
2	Office Supplies	n/a	135,764.16
3	Publications, books	n/a	70,494.90
4	Cubicles and partitioning for Buildings	n/a	24,808.24
5	Envelopes	n/a	17,200.96
6	Subscriptions	n/a	15,707.08
7	UN Flags	n/a	12,337.79
8	Cases for Guns	n/a	5,120.78
9	Footwear	n/a	4,129.31
10	Clothing for Security	n/a	1,578.40
<b>Total number of purchase orders raised during 2005:</b>		<b>574</b>	<b>547,169.73</b>

Agency Rank	UNPS (HQ and Field Missions) Items/Product Group	No. of PO's	Value (USD)
1	AIRLINE MANAGEMENT AND OPERATIONS	384	328,219,322.81
2	MOTOR VEHICLES AND PARTS AND ACCESS	488	93,000,189.50
3	FREIGHT FORWARDING	572	89,578,038.09
4	FOOD PRODUCTS, OTHER	100	76,019,697.33
5	GAS OILS (DIESEL OIL)	198	48,378,380.10
6	MOTOR SPIRIT (GASOLINE), INCLUDING	134	47,766,434.91
7	REAL ESTATE SERVICES	537	44,836,014.53
8	FOOD SUPPLY	27	43,337,283.80
9	PREFABRICATED BUILDINGS	115	39,203,977.47
10	TRAVEL	5	34,867,351.00
<b>Total number of purchase orders raised during 2005</b>		<b>2,560</b>	<b>845,206,689.54</b>
		<b>22,177</b>	

## Agency UNRWA

Rank	Items/Product Group	No. of PO's	Value (USD)
1	Flour	10	9,111,170.27
2	Whole milk	21	7,375,453.04
3	Miscellaneous non catalogue text books	36	5,545,799.25
4	Computer equipment	308	5,401,156.82
5	Oils	17	5,302,477.22
6	Pulses	39	4,113,284.68
7	Drugs Aacting on the Endocrine System	47	2,884,412.12
8	Sugar	16	2,663,770.73
9	Antibacterial Drugs	79	1,935,857.99
10	Furniture	31	1,916,657.47
<b>Total number of purchase orders raised during 2005:</b>		<b>604</b>	<b>46,250,039.58</b>
		<b>5,740</b>	

## Agency UNU

Rank	Items/Product Group	No. of PO's	Value (USD)
1	Maintenance of HQs Building	141	369,536.00
2	Hardware Supplies	30	191,314.00
3	Printing of Publications	88	180,704.00
4	Insurance for HQs Premises	3	90,874.00
5	Conference Services	68	81,892.00
6	Translation/Interpretation/Transcription Services	38	53,488.00
7	Catering Services	27	46,749.00
8	Software Supplies	17	28,551.00
9	Office Equipment Supplies	38	26,887.00
10	Stationery Supplies	70	22,307.00
<b>Total number of purchase orders raised during 2005:</b>		<b>520</b>	<b>1,092,302.00</b>
		<b>525</b>	

## Agency UNV

Rank	Items/Product Group	No. of PO's	Value (USD)
1	Hotel Services	n/a	385,198.83
2	Telephone Services	n/a	362,145.33
3	Security Services	n/a	295,321.76
4	Utilities	n/a	287,934.70
5	Cleaning Services	n/a	250,294.79
6	Language Classes	n/a	159,530.48
7	Research	n/a	150,000.00
8	Graphic Design	n/a	138,910.97
9	Copier Rental	n/a	96,897.54
10	Custodial Services	n/a	87,962.07
<b>Total number of purchase orders raised during 2005:</b>			<b>2,214,196.47</b>

## Agency WFP

Rank	Items/Product Group	No. of PO's	Value (USD)
1	Transport	n/a	1,147,793,000.00
2	Food	n/a	712,418,444.64
3	Warehousing & Logistics	n/a	125,896,540.72
4	IT Equipment & Services	n/a	40,666,517.68
5	Vehicles	n/a	36,903,786.68
6	Building Services	n/a	23,343,778.39
7	Utilities & Rent	n/a	22,333,703.08
8	Consulting Services	n/a	17,621,891.02
9	Office Supplies & Furniture	n/a	16,040,519.59
10	Training and Conferences	n/a	10,746,992.54
<b>Total number of purchase orders raised during 2005:</b>			<b>2,153,765,174.34</b>

TOP TEN ITEMS/PRODUCT GROUPS PROCURED BY AGENCY DURING 2005

Agency WHO

Rank	Items/Product Group	No. of PO's	Value (USD)
1	Pharmaceuticals, drugs and biologicals	1,855	80,862,301.00
2	Environmental and occupational supplies	710	29,631,828.00
3	Laboratory supplies	1,540	14,974,562.00
4	Hospital and General Medical Supplies	680	13,584,009.00
5	Informatics and office equipment	1,163	7,633,481.00
6	Vaccines and Contraceptives	251	4,840,637.00
7	Pesticides, insecticides	75	4,015,570.00
8	Cold chain	98	3,672,165.00
9	Vehicles	212	13,128.68
10			
<b>Total number of purchase orders raised during 2005:</b>		<b>6,584</b>	<b>159,227,681.68</b>

Agency WIPO

Rank	Items/Product Group	No. of PO's	Value (USD)
1	Building works and materials	n/a	16,899,026.60
2	Other Professional Services	n/a	12,118,179.78
3	Consulting Services	n/a	3,262,515.05
4	It Software	n/a	2,789,129.86
5	Printing Services	n/a	2,587,894.36
6	It Equipement	n/a	1,917,942.67
7	Other Goods and/or Services	n/a	908,586.88
8	Consumable	n/a	851,966.75
9	Training Services	n/a	834,330.65
10	Telecommunication Services	n/a	805,723.99
<b>Total number of purchase orders raised during 2005:</b>			<b>42,975,296.58</b>

Agency WMO

Rank	Items/Product Group	No. of PO's	Value (USD)
1	IT equipment, software and services	n/a	3,100,519.00
2	Automatic Weather Stations	n/a	1,902,395.00
3	Upper-air stations, consumable and services	n/a	719,170.00
4	Translation and printing services	n/a	729,174.00
5	Office equipment renting, maintenance and consumables	n/a	518,844.00
6	Building maintenance services	n/a	373,262.00
7	Security services	n/a	318,841.00
8	Building cleaning services	n/a	315,734.00
9	Consultancy services	n/a	287,544.00
10	Motor vehicles	n/a	195,217.00
<b>Total number of purchase orders raised during 2005:</b>		<b>921</b>	<b>8,460,700.00</b>



# **PROJECT PERSONNEL**

**All Sources of Funding**

**(UN SYSTEM)**



**SUMMARY OF PROJECT PERSONNEL BY NATIONALITY : 2005**

ALL SOURCES OF FUNDING COUNTRY	(USD Thousand)											
	Int'l. Experts			National Experts			UN Volunteers			Fellowships		
	Total	Female	Cost	Total	Female	Cost	Total	Female	Cost	Total	Female	Cost
AFGHANISTAN	2		159.54	10		102.04	38	5	654.16	24	2	95.99
ALBANIA	14	2	134.48	97	27	317.36	8	6	169.88	21	12	132.35
ALGERIA	40	1	323.32	83	11	453.29	9		175.00	57	10	388.48
ANDORRA												
ANGOLA	2	2	94.39	28	9	264.94	11	1	320.43	5	2	228.20
ANTIGUA & BARBUDA	1		10.00	3		24.53						
ARGENTINA	130	34	877.03	4,303	1,479	23,533.03	7	2	206.47	62	33	241.26
ARMENIA	10		27.47	115	31	629.31	4	3	102.08	40	14	113.76
AUSTRALIA	133	18	2,498.68	7		28.00	96	60	2,070.00	26	4	106.25
AUSTRIA	103	24	1,790.59	1		6.05	18	10	466.48	23	12	40.45
AZERBAIJAN	1		10.00	289	38	1,358.77	4	1	102.74	31	10	78.46
BAHAMAS							1	1	2.96			
BAHRAIN	2		9.15	27	4	159.21				5	2	21.92
BANGLADESH	12	3	693.82	210	37	834.54	79	12	1,543.15	195	39	809.18
BARBADOS	1	1	79.12	5		74.44	1		32.01	3	1	2.44
BELARUS	16	5	92.34	556	210	853.15	1		25.96	16	4	63.31
BELGIUM	84	9	1,390.73	12		344.32	97	42	2,653.57			
BELIZE							1		11.71			
BENIN	3		42.06	65	12	612.14	104	15	2,611.12	20	4	113.70
BHUTAN				53	17	79.47	26	13	758.23	29	15	163.95
BOLIVIA	14	3	267.75	1,004	242	4,069.65	1,543	748	2,474.89	35	10	210.29
BOSNIA AND HERZEGOVINA	1		88.84	88	17	526.00	66	29	897.85	37	17	67.17
BOTSWANA				8	1	56.91	32	20	218.82	1	1	0.90
BRAZIL	112	29	998.05	2,132	925	64,216.66	51	30	752.76	115	54	454.58
BRUNEI DARUSSALAM												
BULGARIA	39	10	384.48	619	275	1,987.08	12	7	368.06	64	22	243.52
BURKINA FASO	10	2	103.81	59	7	381.90	73	23	1,116.26	14	5	128.19
BURUNDI				51	22	130.21	39	10	809.45	1		0.93
CAMBODIA				88	13	814.44	61	16	822.87	2		25.12
CAMEROON	19	1	562.95	60	13	611.35	137	30	3,121.19	37	7	274.23
CANADA	150	14	5,898.96	19	3	504.98	126	51	2,602.09	12	11	49.88
CAPE VERDE				27	8	204.82	16	5	83.77	409	219	296.65
CENTRAL AFRICAN REPUBLIC	1	1	91.92	8		36.00	45	9	1,223.88	7		17.05
CHAD	1		114.43	23	2	92.38	13	4	318.35	3	1	41.83
CHILE	86	26	911.14	567	120	2,770.33	4	4	125.29	63	27	284.85
CHINA	67	9	289.09	268	48	1,245.56	29	14	81.40	255	89	1,970.59
COLOMBIA	62	21	773.45	35	14	246.05	51	32	531.55	28	13	86.18
COMOROS				2		10.12	9	1	122.19			
CONGO	5		156.12	38	3	335.36	150	16	2,987.69	30	1	180.43
CONGO, DEM. REP.	2		6.23	10	1	53.09	11	1	266.82	1		23.00
COSTA RICA	50	14	702.76	166	73	1,320.81	13	4	132.76	43	18	157.77
COTE D'IVOIRE	14		590.20	56	11	403.50	40	4	1,020.64	15	3	92.67
CROATIA	23		254.70	57	22	511.58	21	9	544.88	37	11	112.45
CUBA	45	6	311.18	48	22	165.33	4		93.39	113	52	569.94
CYPRUS	1		3.52	14	4	26.52				6	4	8.39
CZECH REPUBLIC	111	10	712.83	53	13	168.59	22	7	563.20	23	6	89.46
DENMARK	38	9	1,049.22				28	12	751.40	11	1	36.28
DJIBOUTI				24	4	153.61	3	2	112.44	3	2	16.59
DOMINICA	1		91.53	3		53.53	2		38.99	3	3	10.76
DOMINICAN REPUBLIC	4	2	115.49	163	92	1,515.52	1	1	2.31	205	51	168.63
DPR KOREA	2	1	206.46	3		23.73				147	52	626.06
ECUADOR	21	3	101.08	402	154	4,169.33	23	20	152.76	36	10	222.97
EGYPT	31	6	475.66	1,420	341	13,096.68	96	50	835.90	98	29	523.21
EL SALVADOR	21	7	186.58	31	6	195.46	5	4	95.15	36	9	196.05
EQUATORIAL GUINEA				1		3.00	7	1	8.17			
ERITREA	14		195.04	19	4	77.89	29	12	798.51	3		26.65
ESTONIA	1		5.88	21	7	39.10				5	3	2.09
ETHIOPIA	8	1	484.78	63	6	371.87	326	47	3,294.17	26	1	384.96
FIJI	2		12.95	1		7.89	10	7	69.69	25	12	148.22
FINLAND	48	5	475.93	6	3	101.21	84	63	2,318.92	14	1	116.27
FRANCE	265	29	4,812.75	22	5	193.48	147	89	3,449.66	19	8	52.57
GABON	1		26.68	10	2	42.49	1		6.16	6	3	128.22
GAMBIA	4	1	183.73	14	3	69.69	38	5	1,069.42			
GEORGIA	1		13.64	30	9	67.64	4	3	37.84	27	11	142.21
GERMANY	211	18	1,985.40	31	9	749.99	93	49	2,166.21	23	2	96.72
GHANA	15	3	187.62	85	11	1,009.78	114	17	2,964.60	37	5	450.95
GREECE	17	4	604.59	16	5	25.93	4	3	91.74	26	7	106.99
GRENADA				3		61.05	2		8.83	1	1	7.32
GUATEMALA	24	5	1,040.51	3,102	1,213	17,525.18	112	55	1,387.18	32	10	97.78
GUINEA	2		144.15	19	2	106.48	80	13	2,091.74	29	8	147.62
GUINEA-BISSAU	3	1	273.67	32		398.58	24	10	602.78	1		13.81
GUYANA				20	8	130.97	9	6	40.56	3		0.65
HAITI	7	1	266.00	25	7	1,295.00	32	8	417.25	13	3	141.01
HONDURAS	146	59	752.77	2,018	1,139	13,592.04	17	4	237.60	21	2	58.05
HUNGARY	95	6	514.07	63	4	114.80	3	1	120.12	23	6	86.09
ICELAND	5		174.01									
INDIA	173	12	1,812.81	228	43	1,461.32	663	117	7,378.71	181	46	906.24
INDONESIA	7	1	141.14	76	16	192.37	32	13	234.23	98	39	617.58
IRAN (ISLAMIC REPUBLIC OF)	27	2	446.80	151	32	1,020.57	2		49.39	120	40	769.78
IRAQ	9	1	53.59	16	3	96.04	11	3	209.77	292	74	1,513.20
IRELAND	25	9	427.25				20	10	450.61			
ISRAEL	14	1	68.45	9	4	38.84	3	1	14.67	7	3	34.08
ITALY	212	39	6,906.81	12	1	261.91	309	149	4,996.67	6	1	20.83
JAMAICA	6	2	59.90	9	5	90.49	7	2	173.34	32	20	83.54
JAPAN	62	4	1,631.95	48	7	622.87	109	65	2,455.14	10	4	214.76

**SUMMARY OF PROJECT PERSONNEL BY NATIONALITY : 2005**

ALL SOURCES OF FUNDING COUNTRY	(USD Thousand)											
	Int'l. Experts			National Experts			UN Volunteers			Fellowships		
	Total	Female	Cost	Total	Female	Cost	Total	Female	Cost	Total	Female	Cost
JORDAN	10	2	186.41	136	49	604.74	21	7	190.52	126	16	430.28
KAZAKHSTAN	7	1	22.67	144	54	715.99	8	7	78.08	48	21	158.58
KENYA	32	16	1,238.94	53	17	267.25	394	159	6,951.07	77	20	532.55
KIRIBATI									27.25	6	2	61.88
KUWAIT			7.52	6	1	12.82				19	11	92.07
KYRGYZSTAN	3		32.31	490	215	1,070.01	87	34	372.62	19	7	25.33
LAO P.D.R.	46	11	520.84	32	5	121.95	31	8	199.62	18	5	68.41
LATVIA	10	5	65.21	18	6	28.69	1	1	38.72	14	9	47.09
LEBANON	13	6	202.62	250	119	5,630.24	47	35	418.92	8		10.51
LESOTHO	2		50.68	8	3	80.28				1	1	6.65
LIBERIA	2		117.63	5		22.15	66	12	1,548.70			
LIBYAN ARAB JAMAHIRIYA	6		25.39	38	4	95.27	3		5.89	62	11	597.69
LIECHTENSTEIN												
LITHUANIA	22	4	73.48	78	9	166.70	2	2	35.97	52	19	159.99
LUXEMBOURG	2		3.87				2		53.35	2	1	1.20
MACEDONIA (TFYR)	1		11.95	39	15	98.31	9	5	221.07	22	12	93.05
MADAGASCAR	4	2	22.77	109	36	350.71	43	12	615.08	38	18	254.99
MALAWI	3		23.75	28	5	576.77	89	22	595.40	3		53.89
MALAYSIA	27	1	384.84	74	17	1,198.16	32	12	517.90	122	48	745.79
MALDIVES				5	1	16.54	1		30.80	72	43	290.38
MALI	10		349.24	103	16	905.03	88	17	1,689.45	30	5	263.07
MALTA	2		30.79	8		14.48	1	1	40.04	9	3	44.99
MARSHALL ISLANDS										11	5	82.33
MAURITANIA				46	6	507.80	14	3	329.26	86	21	422.29
MAURITIUS	9	3	323.28	18	4	45.92	2		16.94	21	5	98.53
MEXICO	69	9	1,056.35	310	112	2,908.44	23	11	342.29	69	15	291.15
MICRONESIA (FED. STATES OF)										10	2	71.69
MOLDOVA (REPUBLIC OF)	2		11.65	315	141	463.39	2	2	6.49	4,693	2,377	352.06
MONACO	1	1	6.49									
MONGOLIA	3		154.81	105	50	191.45	34	32	272.44	49	30	324.43
MOROCCO	21	7	90.67	97	23	998.73	14	10	187.55	89	35	595.23
MOZAMBIQUE	13	7	962.36	20	3	240.48	62	16	766.90	2	1	15.71
MYANMAR	1		8.50	27	13	50.34	34	8	843.86	130	66	734.91
NAMIBIA	4	1	242.23	18	8	241.44	18	9	155.84	17	10	194.13
NAURU										8	5	30.98
NEPAL	11	1	233.79	179	35	544.32	134	14	3,109.16	110	31	310.22
NETHERLANDS	84	13	1,836.02	8	1	275.04	46	24	952.86	2	2	7.46
NEW ZEALAND	32	2	463.67	2	1	5.53	24	10	538.97	4	2	55.81
NICARAGUA	11	2	82.04	404	160	5,172.89	176	90	442.16	21	11	96.17
NIGER	2	1	20.15	211	32	1,203.70	153	36	2,010.72	28	4	190.42
NIGERIA	27	3	1,068.23	86	4	583.44	109	28	3,248.98	57	12	664.29
NORWAY	18	6	936.65	1		8.00	18	10	347.13	3	1	60.44
OMAN										1		2.75
PALAU										3	2	12.38
PAKISTAN	55	8	3,505.59	1,088	193	3,604.78	108	6	3,157.26	82	16	486.17
PANAMA	6	1	51.46	1,525	693	3,716.49	4	3	30.68	31	14	192.58
PAPUA NEW GUINEA	1		81.67				2	2	86.87			
PARAGUAY	8	2	57.89	1,327	807	4,545.95				39	8	86.07
PERU	39	14	290.32	4,561	1,254	47,362.37	28	15	762.98	35	15	217.80
PHILIPPINES	29	18	612.35	143	88	492.81	313	98	8,275.51	125	53	639.44
POLAND	64	7	755.32	93	41	406.56	16	9	424.02	36	13	200.98
PORTUGAL	20	6	513.13	11	3	222.65	23	20	486.64	7	3	23.59
QATAR				8	1	26.14				8	5	48.12
REPUBLIC OF KOREA	67	3	454.09	56	6	420.10	14	6	289.45	34	5	228.34
ROMANIA	35	13	151.68	226	93	776.03	18	10	438.35	108	56	148.25
RUSSIAN FEDERATION	140	20	613.65	552	260	2,719.35	48	19	1,035.35	31	12	124.45
RWANDA	5		64.50	38	4	398.22	153	44	3,414.00	9	1	92.42
SAMOA							5	5	6.28	18	10	73.01
SAN MARINO												
SAO TOME & PRINCIPE				7	2	18.01	2		80.08	1	1	15.81
SAUDI ARABIA	6		487.01	141	1	4,260.37				22	1	79.29
SENEGAL	20	7	430.98	100	18	643.73	65	22	1,220.09	27	7	191.62
SEYCHELLES				3		73.90	2	1	54.56	5	2	67.96
SIERRA LEONE	8	4	275.16	15	1	63.17	190	43	5,547.15	8	2	83.28
SINGAPORE	7	2	105.10	10		34.94	5	4	102.19	17	2	22.85
SLOVAKIA	74	13	556.89	94	11	174.90	5	4	123.20	31	9	159.66
SLOVENIA	38	2	149.06	58	12	133.72	1		39.49	26	4	58.81
SOLOMON ISLANDS							3		14.12	10	6	296.98
SOMALIA	3		243.25				5		109.89	35	8	132.47
SOUTH AFRICA	79	18	753.27	56	23	331.67	25	11	449.51	36	11	183.07
SPAIN	135	24	1,751.22	10	5	339.50	97	62	2,224.50	10	5	29.20
SRI LANKA	33	5	726.55	44	16	119.57	102	24	1,632.81	88	23	288.66
ST KITTS & NEVIS							1	1	4.71	2	1	11.33
ST. LUCIA				4		48.65	1		20.02	3	2	31.76
ST. VINCENT & THE GRENADINES				1		56.52	5	4	66.95	1	1	3.40
SUDAN	13	3	514.08	45	5	139.13	34	8	818.63	144	69	808.42
SURINAME				26	6	233.11	7	4	26.32	4	2	2.30
SWAZILAND				3		34.29						
SWEDEN	62	14	669.14	5		66.62	51	29	1,301.66	4	1	8.27
SWITZERLAND	41	3	1,494.18	2		24.56	42	25	944.68	17	7	59.99
SYRIAN ARAB REPUBLIC	8	1	32.65	125	38	719.83	59	26	325.28	366	203	488.61
TAJIKISTAN	9	5	245.02	43	6	134.01	27	7	692.89	28	10	94.04
THAILAND	36	15	109.25	93	40	493.49	13	6	196.20	203	75	994.80
TIMOR-LESTE				1		9.00	26	9	687.17	15	8	66.10
TOGO	4		61.03	21	3	145.91	52	6	1,220.51	18	3	98.30

**SUMMARY OF PROJECT PERSONNEL BY NATIONALITY : 2005**

ALL SOURCES OF FUNDING COUNTRY	(USD Thousand)											
	Int'l. Experts			National Experts			UN Volunteers			Fellowships		
	Total	Female	Cost	Total	Female	Cost	Total	Female	Cost	Total	Female	Cost
TONGA							2	2	13.28	3	1	35.17
TRINIDAD & TOBAGO	1		16.50	14	6	253.92	11	3	305.07	1		1.62
TUNISIA	34	1	683.58	90	12	366.03	4	2	96.02	46	14	183.80
TURKEY	43	13	1,750.82	203	66	2,370.32	7	5	91.59	16	5	58.92
TURKMENISTAN				170	91	332.18	5		61.91	1	1	2.26
TUVALU										6	6	31.02
UNITED ARAB EMIRATES	1		4.06	6		11.82				12	11	43.61
UGANDA	20	4	603.74	134	36	806.69	182	68	3,870.17	21	3	259.65
UKRAINE	46	5	180.20	220	35	486.33	39	9	735.19	62	23	278.92
UNITED KINGDOM	366	45	6,479.32	19		220.82	114	53	2,757.27	6		44.69
UNITED REP. OF TANZANIA	5	1	41.74	60	12	246.81	138	40	3,114.17	34	8	420.71
URUGUAY	38	3	394.52	1,504	559	8,190.18	7	4	169.90	30	15	103.75
USA	446	72	5,588.39	16	7	295.87	121	56	2,500.36	43	21	98.48
UZBEKISTAN	9	7	24.87	31	5	80.71	8	4	99.21	30	15	99.19
VANUATU							2	2	12.60	2		58.92
VENEZUELA	21	4	92.75	423	231	2,635.67	11	8	91.88	48	21	139.20
VIET NAM	5	1	178.27	269	109	1,473.77	25	13	176.93	122	36	812.95
YEMEN	1		4.95	26	4	103.34	12	2	81.47	50	13	402.80
YUGOSLAVIA	6	2	95.09	2		6.00				1	1	40.00
ZAMBIA	10	1	60.29									
ZIMBABWE	6		255.58	74	27	931.98	31	11	673.59	13	4	64.25
<b>SUB-TOTAL</b>	<b>5,502</b>	<b>948</b>	<b>90,461.99</b>	<b>36,827</b>	<b>12,874</b>	<b>286,759.67</b>	<b>9,582</b>	<b>3,539</b>	<b>150,681</b>	<b>11,920</b>	<b>4,963</b>	<b>34,724.42</b>
UNSPECIFIED COUNTRIES	19	4	141.60	74	23	288.14	16,574	5,996	289,219.92	68	31	335.78
GLOBAL PROJECTS												
INTERREGIONAL PROJECTS												
ARAB COUNTRIES										32	7	145.26
AFRICAN COUNTRIES												
ASIAN COUNTRIES												
EUROPEAN COUNTRIES												
LATIN AMERICA AND THE CARIBBEAN										5	3	42.22
<b>GRAND-TOTAL</b>	<b>5,521</b>	<b>952</b>	<b>90,603.58</b>	<b>36,901</b>	<b>12,897</b>	<b>287,047.81</b>	<b>26,156</b>	<b>9,535</b>	<b>439,901.10</b>	<b>12,025</b>	<b>5,004</b>	<b>35,247.68</b>
<b>INDUSTRIALIZED COUNTRIES:</b>	<b>2,714</b>	<b>389</b>	<b>50,071</b>	<b>809</b>	<b>314</b>	<b>7,056</b>	<b>1,720</b>	<b>912</b>	<b>37,630</b>	<b>306</b>	<b>109</b>	<b>1,389</b>
Percentage	49.16%	40.87%	55.26%	2.19%	2.43%	2.46%	6.58%	9.56%	8.55%	2.54%	2.18%	3.94%
<b>DEVELOPING COUNTRIES/ ECONOMIES IN TRANSITION:</b>	<b>2,788</b>	<b>559</b>	<b>40,391</b>	<b>36,018</b>	<b>12,560</b>	<b>279,704</b>	<b>7,862</b>	<b>2,627</b>	<b>113,051</b>	<b>11,651</b>	<b>4,864</b>	<b>33,523</b>
Percentage	50.50%	58.71%	44.58%	97.61%	97.39%	97.44%	30.06%	27.55%	25.70%	96.89%	97.20%	95.11%
<b>ARAB STATES</b>	<b>198</b>	<b>28</b>	<b>3,344</b>	<b>2,538</b>	<b>620</b>	<b>26,927</b>	<b>318</b>	<b>145</b>	<b>3,567</b>	<b>1,475</b>	<b>521</b>	<b>6,524</b>
Percentage	3.59%	2.94%	3.69%	6.88%	4.81%	9.38%	1.22%	1.52%	0.81%	12.27%	10.41%	18.51%
<b>AFRICA</b>	<b>369</b>	<b>80</b>	<b>10,223</b>	<b>1,894</b>	<b>377</b>	<b>13,992</b>	<b>3,177</b>	<b>804</b>	<b>62,628</b>	<b>1,177</b>	<b>399</b>	<b>6,724</b>
Percentage	6.68%	8.40%	11.28%	5.13%	2.92%	4.87%	12.15%	8.43%	14.24%	9.79%	7.97%	19.08%
<b>ASIA &amp; PACIFIC</b>	<b>613</b>	<b>93</b>	<b>10,838</b>	<b>3,213</b>	<b>779</b>	<b>14,544</b>	<b>1,800</b>	<b>439</b>	<b>30,556</b>	<b>2,319</b>	<b>800</b>	<b>12,803</b>
Percentage	11.10%	9.77%	11.96%	8.71%	6.04%	5.07%	6.88%	4.60%	6.95%	19.28%	15.99%	36.32%
<b>EUROPE &amp; CIS</b>	<b>684</b>	<b>110</b>	<b>6,399</b>	<b>4,234</b>	<b>1,457</b>	<b>14,058</b>	<b>381</b>	<b>166</b>	<b>6,431</b>	<b>5,526</b>	<b>2,705</b>	<b>3,161</b>
Percentage	12.39%	11.55%	7.06%	11.47%	11.30%	4.90%	1.46%	1.74%	1.46%	45.95%	54.06%	8.97%
<b>LATIN AMERICA &amp; THE CARIBBEAN</b>	<b>924</b>	<b>248</b>	<b>9,586</b>	<b>24,138</b>	<b>9,327</b>	<b>210,174</b>	<b>2,160</b>	<b>1,064</b>	<b>9,181</b>	<b>1,133</b>	<b>425</b>	<b>4,213</b>
Percentage	16.74%	26.05%	10.58%	65.41%	72.32%	73.22%	8.26%	11.16%	2.09%	9.42%	8.49%	11.95%
<b>OTHERS</b>	<b>19</b>	<b>4</b>	<b>141.60</b>	<b>74</b>	<b>23</b>	<b>288.14</b>	<b>16,574</b>	<b>5,996</b>	<b>289,219.92</b>	<b>68</b>	<b>31</b>	<b>335.78</b>
Percentage	0.34%	0.42%	0.16%	0.20%	0.18%	0.10%	63.37%	62.88%	65.75%	0.57%	0.62%	0.95%

# **TOP TEN ITEMS/PRODUCT GROUPS**

**All Sources of Funding**

**(UN SYSTEM)**



**TOP TEN ITEMS/PRODUCT GROUPS PROCURED BY AGENCY DURING 2005**

**Agency ECA**

Rank	Items/Product Group	No. of PO's	Value (USD)
1	Printing and Publishing & Supplies	20	641,827.16
2	Computer Software	12	423,809.17
3	Computer Hardware	5	361,367.77
4	Uniform	13	297,003.29
5	Medicines	45	247,507.26
6	Electrical Equipment	7	182,079.53
7	Office Supplies & Stationery	8	143,269.59
8	Electronic Equipment	7	130,461.55
9	Medical Equipment	6	107,225.57
10	Photocopiers	7	97,026.49
<b>Total number of purchase orders raised during 2005:</b>		<b>130</b>	<b>2,631,577.38</b>
		<b>266</b>	

**Agency ECLAC**

Rank	Items/Product Group	No. of PO's	Value (USD)
1	Micro-computers	25	478,814.32
2	Furniture, Office, Other Than Chairs	7	345,187.62
3	Pc Hardware Maintenance And Support	27	343,816.58
4	Pc Software, General	15	302,562.57
5	Printing Services	72	268,538.38
6	Cleaning Services	19	221,698.17
7	Printing And Bookbinding Equipment	35	209,794.38
8	Leasing Or Rental Services	3	183,156.74
9	Freight Forwarding	1	165,008.00
10	Computer Systems, Special Purpose Other	4	143,750.05
<b>Total number of purchase orders raised during 2005:</b>		<b>208</b>	<b>2,662,326.81</b>
		<b>1,355</b>	

**Agency ESCAP**

Rank	Items/Product Group	No. of PO's	Value (USD)
1	Furniture	20	863,442.02
2	Computer Hardwares/Softwares	92	660,209.17
3	Publications	245	377,989.07
4	Safety Equipment	38	371,734.25
5	Pc, Desktop	40	354,219.20
6	Softwares	76	278,789.77
7	Electrical Items	253	259,789.01
8	Printing Others	s	221,886.23
9	Motor Cars	6	203,677.46
10	Computer, Others	33	190,395.29
<b>Total number of purchase orders raised during 2005:</b>		<b>803</b>	<b>3,782,131.47</b>
		<b>995</b>	

**Agency ESCWA**

Rank	Items/Product Group	No. of PO's	Value (USD)
1	IT Equipment	77	1,277,755.48
2	Operation and maintenance of UN-House	24	295,394.86
3	Labour Services	29	179,845.51
4	Cleaning and Gardening	2	168,663.00
5	Communication Equipment	11	144,203.94
6	Copiers	10	127,663.61
7	IT maintenance	6	121,294.44
8	Printing Supplies	18	94,824.29
9	Construction of Sand bag wall	2	83,356.00
10	Security Items	16	85,884.81
<b>Total number of purchase orders raised during 2005:</b>		<b>195</b>	<b>2,578,885.94</b>
		<b>357</b>	

**Agency FAO**

Rank	Items/Product Group	No. of PO's	Value (USD)
1	Transport Equipment	192	9,687,992.00
2	Agricultural Produce	99	9,508,976.00
3	Architecture, Engineering, Construction and other	29	9,313,373.00
4	Maintenance & Repair Services	242	8,316,978.00
5	Machinery, Special Purpose	113	8,022,123.00
6	Information Technology	200	7,717,114.00
7	Office, Accounting and Computing Machinery	635	6,736,932.00
8	Machinery, General Purpose	41	5,327,528.00
9	Medical Appliance. Precision and Optical Instruments	169	5,306,369.00
10	Transportation, Storage and Materials Handling	27	4,373,715.00
<b>Total number of purchase orders raised during 2005:</b>		<b>1,747</b>	<b>74,311,100.00</b>
		<b>2,614</b>	

**Agency IAEA**

Rank	Items/Product Group	No. of PO's	Value (USD)
1	Measuring, checking and testing instruments and appliance:	495	11,561,358.97
2	Automation strategies and MIS	26	10,075,178.46
3	Atomic energy equipment	299	10,006,823.87
4	Laboratory equipment	1180	8,225,630.53
5	Software, computer, including manuals	382	7,144,164.86
6	Security and safety equipment	39	6,061,621.21
7	Surveillance/control systems	38	5,194,176.06
8	Engineering services	59	4,880,600.12
9	Processing units for EDP and accessories and parts thereof	770	4,321,149.98
10	Medical and surgical equipment and orthopaedic appliance:	100	3,384,400.13
<b>Total number of purchase orders raised during 2005:</b>		<b>3,388</b>	<b>70,855,104.17</b>
		<b>8,175</b>	

**TOP TEN ITEMS/PRODUCT GROUPS PROCURED BY AGENCY DURING 2005**

**Agency IAPSO**

Rank	Items/Product Group	No. of PO's	Value (USD)
1	TB drugs	290	48,649,104.00
2	Security Solutions	4	46,694,573.00
3	Motor Vehicles	1082	45,126,107.00
4	Freight	1355	16,341,559.00
5	Election Materials	16	7,049,862.00
6	IT Equipment	149	5,650,195.00
7	Agriculture Equipment And Supplies	11	4,382,355.00
8	Mining Equipment	10	4,278,312.00
9	Medical Equipment	10	2,990,674.00
10	Security Solutions	27	2,761,958.00
<b>Total number of purchase orders raised during 2005:</b>		<b>2,954</b>	<b>183,924,699.00</b>
		<b>3,134</b>	

**Agency IFAD**

Rank	Items/Product Group	No. of PO's	Value (USD)
1	Ecs International Italia Spa	4	3,921,228.00
2	Istituto Vigilanza Citta' Di Roma	6	3,034,140.64
3	Wellington Management Company Llp	6	1,720,556.07
4	The Northern Trust Company London	17	1,007,750.10
5	Impresa Piemonte S.r.l.	12	915,983.97
6	Western Asset Management Company	2	802,742.55
7	Bridgewater Associates Inc.	5	764,830.81
8	Zanzi Servizi Spa	10	436,587.52
9	Willis Limited	2	423,816.59
10	Deutsche Asset Management Intl Gmbh	1	403,944.65
<b>Total number of purchase orders raised during 2005:</b>		<b>65</b>	<b>13,431,580.90</b>
		<b>1,227</b>	

**Agency ILO**

Rank	Items/Product Group	No. of PO's	Value (USD)
1	Building maintenance	344	2,294,495.00
2	Construction/architecture	3	1,513,196.00
3	Computer/Laptop/software	345	1,051,957.00
4	Vehicle	58	795,004.00
5	other IT equipment	192	687,339.00
6	Furniture	108	606,636.00
7	Electricity installation	22	460,625.00
8	Communication Equipment	79	215,651.00
9	Paper	64	195,766.00
10	Stationery	47	166,275.00
<b>Total number of purchase orders raised during 2005:</b>		<b>1,262</b>	<b>7,986,944.00</b>
		<b>2,881</b>	

**Agency ITU**

Rank	Items/Product Group	No. of PO's	Value (USD)
1	Computer equipment	59	1,182,739.00
2	Repeater stations	2	345,725.00
3	Antennas	1	266,030.00
4			
5			
6			
7			
8			
9			
10			
<b>Total number of purchase orders raised during 2005:</b>		<b>62</b>	<b>1,794,494.00</b>
		<b>130</b>	

**Agency PAHO**

Rank	Items/Product Group	No. of PO's	Value (USD)
1	Vaccines	n/a	145,942,890.00
2	Packing/Freight/Shipping	n/a	9,658,863.00
3	Services Contracts	n/a	8,527,701.00
4	Pharmaceuticals	n/a	5,254,060.00
5	Needles/Syringes	n/a	4,092,467.00
6	computer supplies & Equipment	n/a	3,206,412.00
7	pesticides/insecticides/herbicides	n/a	3,138,061.00
8	diagnostic kits, serum, bioreagents	n/a	2,640,518.00
9	Hospital / Lab supplies & equipment	n/a	1,378,306.00
10	Software licenses	n/a	565,154.00
<b>Total number of purchase orders raised during 2005:</b>		<b>2,878</b>	<b>184,404,432.00</b>

**Agency UNCTAD**

Rank	Items/Product Group	No. of PO's	Value (USD)
1	Research and development services	17	723,410.00
2	Hotel reservation	26	386,932.00
3	Office and conference rental services	15	136,527.00
4	Processing units for EDP and accessories and parts thereof	12	122,302.00
5	Catering services	33	101,049.00
6	Conference services	21	85,340.00
7	Printing services	11	48,196.00
8	Training services	3	42,976.00
9	Motor vehicles	2	41,500.00
10	Transportation Services	6	41,400.00
<b>Total number of purchase orders raised during 2005:</b>		<b>146</b>	<b>1,729,632.00</b>

**TOP TEN ITEMS/PRODUCT GROUPS PROCURED BY AGENCY DURING 2005**

**Agency UNIDO**

Rank	Items/Product Group	No. of PO's	Value (USD)
1	Phase Out Ozone Depletion, Genera	n/a	8,284,500.00
2	Phase Out Ozone Depletion, in refrigeration secto	n/a	4,457,614.00
3	Replace and Substitute CFC's in refrigerations/ AC systems	n/a	3,606,492.00
4	Phase Out Ozone Depletion, in the foam secto	n/a	2,421,165.00
5	Replacing carbon tetrachloride in pesticides productio	n/a	1,909,270.00
6	Replace and Sustiitute CFC's for solvents and aerosols	n/a	1,861,837.00
7	Energy Conversation	n/a	1,832,500.00
8	Dairy Equipment	n/a	1,785,741.00
9	Replace and Substitute CFC's in foam plastic industry	n/a	1,750,579.00
10	ODS phase-out equipment, genera	n/a	1,530,576.00
<b>Total number of purchase orders raised during 2005:</b>			<b>29,440,274.00</b>

**Agency UNFPA**

Rank	Items/Product Group	No. of PO's	Value (USD)
1	Contraceptives (Injectables)	90	24,118,563.45
2	Contraceptives (Pills)	80	10,599,706.52
3	Medical Equipment/Pharmaceuticals	131	8,240,300.94
4	Technical Services	23	8,002,323.97
5	Pharmaceuticals	2	6,555,873.23
6	Contraceptives (Condoms)	76	6,204,692.33
7	Contraceptives (Pills)	48	5,707,200.39
8	Contraceptives (Injectables, Pills, IUDs)	39	5,339,197.86
9	Technical Services	26	5,254,566.63
10	Contraceptives (Pills)	11	4,631,228.09
		<b>526</b>	<b>84,653,653.41</b>
<b>Total number of purchase orders raised during 2005:</b>			<b>23,510</b>

**Agency UNHCR**

Rank	Items/Product Group	No. of PO's	Value (USD)
1	Transport services other than Charter	842	12,294,055.97
2	Vehicles Terrain and Delivery/pick-ups	131	12,214,125.00
3	IT services	97	10,961,717.82
4	Tents all types	17	6,966,505.00
5	Business/administrative services	69	5,982,865.27
6	Charter services/light aircraft	22	5,950,701.08
7	IT Equipment and supplies	126	5,786,280.84
8	Plastic tarpaulins sheets/rolls	53	5,339,437.58
9	Telecoms equipment/supplies	126	5,293,322.30
10	General cargo trucks	13	4,267,214.18
		<b>1,496</b>	<b>75,056,225.04</b>
<b>Total number of purchase orders raised during 2005:</b>			<b>2,005</b>

**Agency UNOG**

Rank	Items/Product Group	No. of PO's	Value (USD)
1	Cleaning Services	13	3,782,030.04
2	Motor Vehicles, Passenger, Other	11	3,704,668.37
3	Legal Specialisms	103	2,956,575.24
4	Construction Services, N.e.c.	66	2,944,699.66
5	Construction Work And Site Management, Buildings	12	2,684,294.21
6	Specialised Communications Systems	5	2,421,658.86
7	Micro-computers	282	2,413,465.86
8	Office Equipment Leasing And Rentals	119	2,069,429.49
9	General Building Maintenance And Repair N.e.c	75	1,861,257.98
10	Electrical Installations Maintenance And Repai	70	1,745,944.15
		<b>756</b>	<b>26,584,023.86</b>
<b>Total number of purchase orders raised during 2005:</b>			<b>4,623</b>

**Agency UNON**

Rank	Items/Product Group	No. of PO's	Value (USD)
1	Construction Works	98	26,108,381.29
2	Computer Hardware And Software	230	3,960,842.58
3	Office Equipment	61	2,562,909.00
4	Fuel	8	2,024,740.24
5	Human Resource & Consultancy Services	41	1,732,608.54
6	Building And Other Maintenance Services	46	1,714,756.08
7	Transport Services	35	1,500,095.85
8	Communication Services	38	1,206,617.43
9	Building Material Fixtures And Fittings	56	1,106,571.03
10	Printing Services	108	1,016,574.17
	Accomodation, Conference, Hospitality And Catering	96	903,833.00
		<b>721</b>	<b>42,934,096.21</b>
<b>Total number of purchase orders raised during 2005:</b>			<b>2,020</b>

**Agency UNOPS**

Rank	Items/Product Group	No. of PO's	Value (USD)
1	Office & IT equipm. & supplies, incl. software	n/a	19,643,241.11
2	Motor vehicles a.o. transport equipm.	n/a	16,972,963.74
3	Machinery (pumps, tools, construction etc.)	n/a	13,699,273.89
4	Communication equipm.	n/a	12,831,296.20
5	Medical, lab, measuring & testing equipm.	n/a	10,027,551.59
6	Iron, steel a.o. metal products	n/a	8,922,122.20
7	Furniture	n/a	4,069,262.61
8	Paper products & stationary	n/a	3,631,487.73
9	Petroleum products	n/a	3,410,471.75
10	Fertilisers	n/a	3,012,870.00
			<b>96,220,540.81</b>
<b>Total number of purchase orders raised during 2005:</b>			<b>2,152</b>



**TOP TEN ITEMS/PRODUCT GROUPS PROCURED BY AGENCY DURING 2005**

**Agency UNOV**

Rank	Items/Product Group	No. of PO's	Value (USD)
1	Alarm devices	n/a	260,028.11
2	Office Supplies	n/a	135,764.16
3	Publications, books	n/a	70,494.90
4	Cubicles and partitioning for Buildings	n/a	24,808.24
5	Envelopes	n/a	17,200.96
6	Subscriptions	n/a	15,707.08
7	UN Flags	n/a	12,337.79
8	Cases for Guns	n/a	5,120.78
9	Footwear	n/a	4,129.31
10	Clothing for Security	n/a	1,578.40
<b>Total number of purchase orders raised during 2005:</b>		<b>0</b>	<b>547,169.73</b>

**Agency UNPS (HQ and Field Missions)**

Rank	Items/Product Group	No. of PO's	Value (USD)
1	AIRLINE MANAGEMENT AND OPERATIONS	384	328,219,322.81
2	MOTOR VEHICLES AND PARTS AND ACCESS	488	93,000,189.50
3	FREIGHT FORWARDING	572	89,578,038.09
4	FOOD PRODUCTS, OTHER	100	76,019,697.33
5	GAS OILS (DIESEL OIL)	198	48,378,380.10
6	MOTOR SPIRIT (GASOLINE), INCLUDING	134	47,766,434.91
7	REAL ESTATE SERVICES	537	44,836,014.53
8	FOOD SUPPLY	27	43,337,283.80
9	PREFABRICATED BUILDINGS	115	39,203,977.47
10	TRAVEL	5	34,867,351.00
<b>Total number of purchase orders raised during 2005</b>		<b>2,560</b>	<b>845,206,689.54</b>

**Agency UNRWA**

Rank	Items/Product Group	No. of PO's	Value (USD)
1	Flour	10	9,111,170.27
2	Whole milk	21	7,375,453.04
3	Miscellaneous non catalogue text books	36	5,545,799.25
4	Computer equipment	308	5,401,156.82
5	Oils	17	5,302,477.22
6	Pulses	39	4,113,284.68
7	Drugs Aacting on the Endocrine System	47	2,884,412.12
8	Sugar	16	2,663,770.73
9	Antibacterial Drugs	79	1,935,857.99
10	Furniture	31	1,916,657.47
<b>Total number of purchase orders raised during 2005:</b>		<b>604</b>	<b>46,250,039.58</b>

**Agency UNU**

Rank	Items/Product Group	No. of PO's	Value (USD)
1	Maintenance of HQs Building	141	369,536.00
2	Hardware Supplies	30	191,314.00
3	Printing of Publications	88	180,704.00
4	Insurance for HQs Premises	3	90,874.00
5	Conference Services	68	81,892.00
6	Translation/Interpretation/Transcription Services	38	53,488.00
7	Catering Services	27	46,749.00
8	Software Supplies	17	28,551.00
9	Office Equipment Supplies	38	26,887.00
10	Stationery Supplies	70	22,307.00
<b>Total number of purchase orders raised during 2005:</b>		<b>520</b>	<b>1,092,302.00</b>

**Agency UNV**

Rank	Items/Product Group	No. of PO's	Value (USD)
1	Hotel Services	n/a	385,198.83
2	Telephone Services	n/a	362,145.33
3	Security Services	n/a	295,321.76
4	Utilities	n/a	287,934.70
5	Cleaning Services	n/a	250,294.79
6	Language Classes	n/a	159,530.48
7	Research	n/a	150,000.00
8	Graphic Design	n/a	138,910.97
9	Copier Rental	n/a	96,897.54
10	Custodial Services	n/a	87,962.07
<b>Total number of purchase orders raised during 2005:</b>			<b>2,214,196.47</b>

**Agency WFP**

Rank	Items/Product Group	No. of PO's	Value (USD)
1	Transport	n/a	1,147,793,000.00
2	Food	n/a	712,418,444.64
3	Warehousing & Logistics	n/a	125,896,540.72
4	IT Equipment & Services	n/a	40,666,517.68
5	Vehicles	n/a	36,903,786.68
6	Building Services	n/a	23,343,778.39
7	Utilities & Rent	n/a	22,333,703.08
8	Consulting Services	n/a	17,621,891.02
9	Office Supplies & Furniture	n/a	16,040,519.59
10	Training and Conferences	n/a	10,746,992.54
<b>Total number of purchase orders raised during 2005:</b>			<b>2,153,765,174.34</b>

**TOP TEN ITEMS/PRODUCT GROUPS PROCURED BY AGENCY DURING 2005**

**Agency WHO**

Rank	Items/Product Group	No. of PO's	Value (USD)
1	Pharmaceuticals, drugs and biologicals	1,855	80,862,301.00
2	Environmental and occupational supplies	710	29,631,828.00
3	Laboratory supplies	1,540	14,974,562.00
4	Hospital and General Medical Supplies	680	13,584,009.00
5	Informatics and office equipment	1,163	7,633,481.00
6	Vaccines and Contraceptives	251	4,840,637.00
7	Pesticides, insecticides	75	4,015,570.00
8	Cold chain	98	3,672,165.00
9	Vehicles	212	13,128.68
10			
<b>Total number of purchase orders raised during 2005:</b>		<b>6,584</b>	<b>159,227,681.68</b>

**Agency WIPO**

Rank	Items/Product Group	No. of PO's	Value (USD)
1	Building works and materials	n/a	16,899,026.60
2	Other Professional Services	n/a	12,118,179.78
3	Consulting Services	n/a	3,262,515.05
4	It Software	n/a	2,789,129.86
5	Printing Services	n/a	2,587,894.36
6	It Equipment	n/a	1,917,942.67
7	Other Goods and/or Services	n/a	908,586.88
8	Consumable	n/a	851,966.75
9	Training Services	n/a	834,330.65
10	Telecommunication Services	n/a	805,723.99
<b>Total number of purchase orders raised during 2005:</b>			<b>42,975,296.58</b>

**Agency WMO**

Rank	Items/Product Group	No. of PO's	Value (USD)
1	IT equipment, software and services	n/a	3,100,519.00
2	Automatic Weather Stations	n/a	1,902,395.00
3	Upper-air stations, consumable and services	n/a	719,170.00
4	Translation and printing services	n/a	729,174.00
5	Office equipment renting, maintenance and consumables	n/a	518,844.00
6	Building maintenance services	n/a	373,262.00
7	Security services	n/a	318,841.00
8	Building cleaning services	n/a	315,734.00
9	Consultancy services	n/a	287,544.00
10	Motor vehicles	n/a	195,217.00
<b>Total number of purchase orders raised during 2005:</b>		<b>921</b>	<b>8,460,700.00</b>

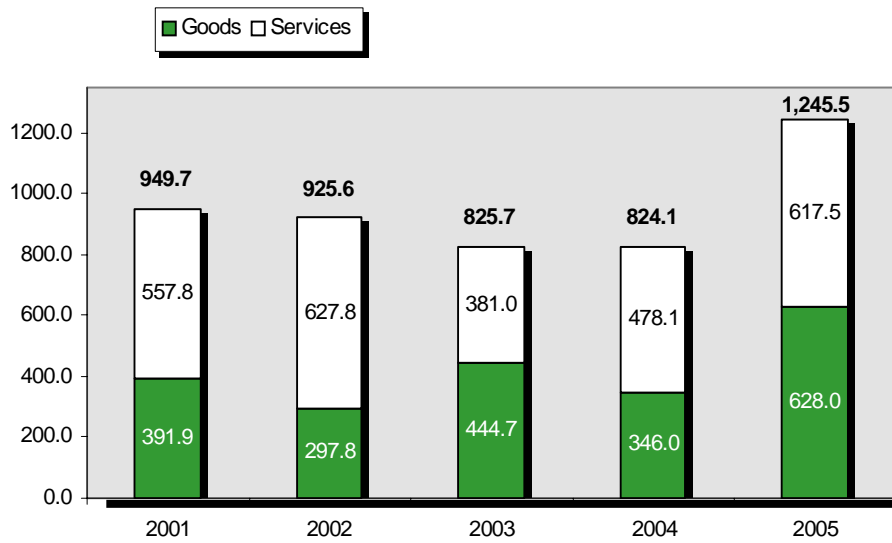
# UNDP EXECUTIVE SUMMARY

UNDP Funding

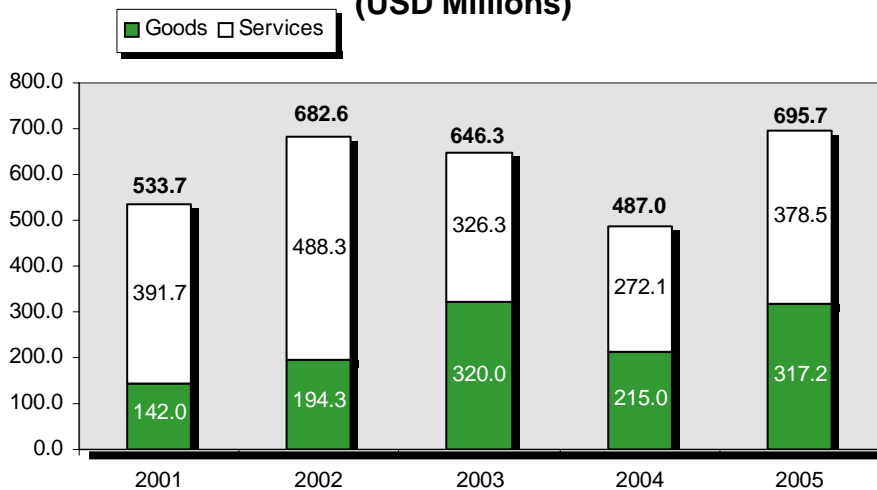


## TOTAL PROCUREMENT OF GOODS AND SERVICES for UNDP technical cooperation programs

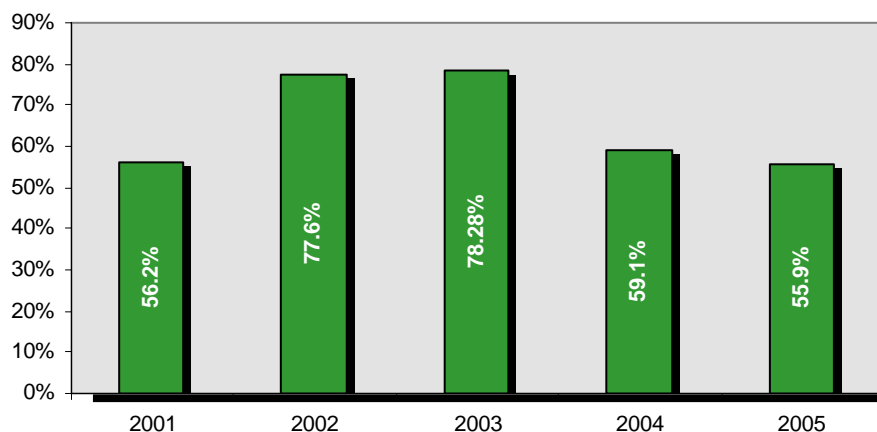
(USD Millions)



## PROCUREMENT FROM DEVELOPING COUNTRIES/ ECONOMIES IN TRANSITION (USD Millions)



## PROCUREMENT FROM DEVELOPING COUNTRIES/ ECONOMIES IN TRANSITION (Percentage of Total Procurement)



## GOODS AND SERVICES BY AGENCY: 2004 - 2005

(USD Millions)

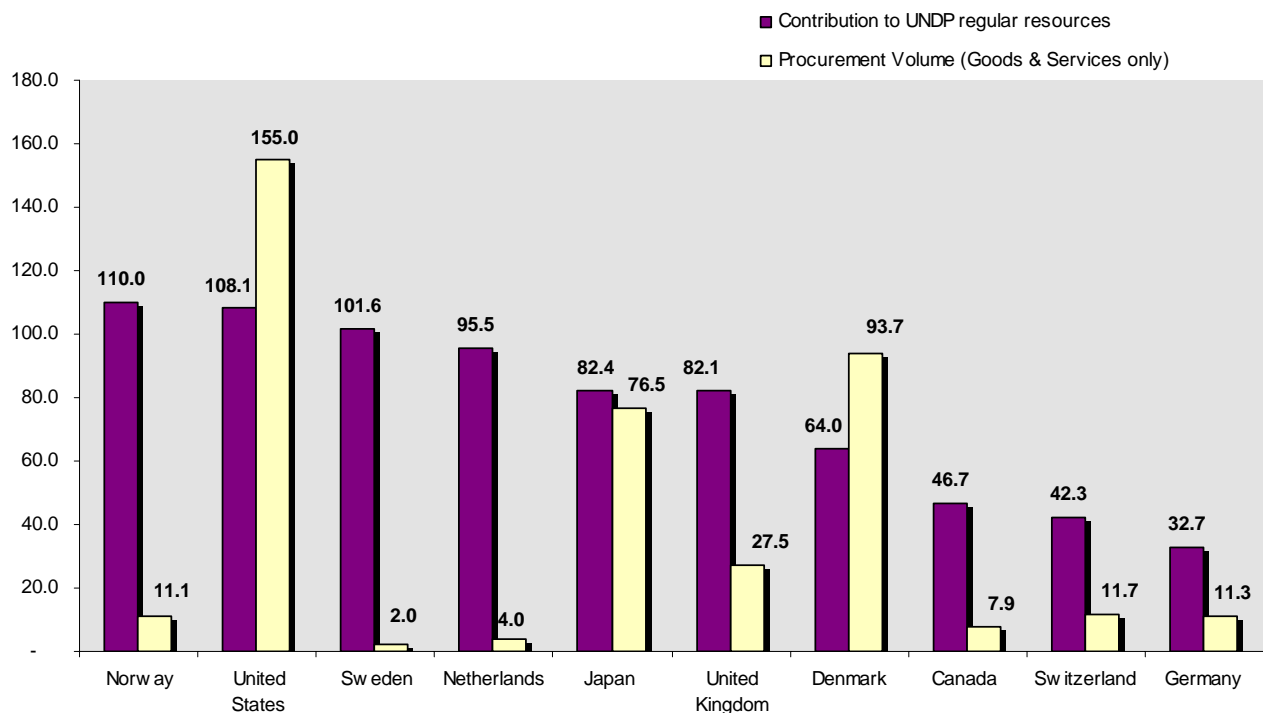
UNDP FUNDING					(USD Thousand)			
AGENCY	2003				2004			
	GOODS	SERVICES	TOTAL	DEVELOPING COUNTRIES (%)	GOODS	SERVICES	TOTAL	DEVELOPING COUNTRIES (%)
ESCAP	49.54	9.81	59.35	100.00%	137.32	26.50	163.82	100.00%
FAO	1,788.86		1,788.86	90.65%	No procurement under UNDP funding in 2005			0.0%
IAEA	No procurement under UNDP funding in 2004			0.0%	No procurement under UNDP funding in 2005			0.0%
ICAO	No procurement under UNDP funding in 2004			0.0%	Data not submitted			0.0%
ILO	82.08		82.08	100.00%	No procurement under UNDP funding in 2005			0.0%
ITU	2.06		2.06	0.0%	No procurement under UNDP funding in 2005			0.0%
PAHO	34,581.66		34,581.66	98.18%	No procurement under UNDP funding in 2005			0.0%
UNCTAD	23.10	14.00	37.10	100.00%	No procurement under UNDP funding in 2005			0.0%
<b>UNDP (a)</b>	<b>7,500.00</b>	<b>29,500.00</b>	<b>37,000.00</b>	<b>86.80%</b>	<b>11,000.00</b>	<b>104,000.00</b>	<b>115,000.00</b>	<b>66.23%</b>
<b>UNDP/IAPSO</b>	<b>31,170.80</b>	<b>3,809.92</b>	<b>34,980.72</b>	<b>0.59%</b>	<b>93,245.35</b>	<b>8,467.17</b>	<b>101,712.51</b>	<b>6.28%</b>
<b>UNDP (NEX)</b>	<b>304,762.39</b>	<b>305,593.64</b>	<b>610,356.03</b>	<b>43.69%</b>	<b>421,798.39</b>	<b>272,018.45</b>	<b>693,816.84</b>	<b>69.44%</b>
<b>UNDP (DEX)</b>	<b>53,269.21</b>	<b>31,402.09</b>	<b>84,671.29</b>	<b>78.10%</b>	<b>101,583.32</b>	<b>232,794.31</b>	<b>334,377.63</b>	<b>59.56%</b>
UNESCO	208.00		208.00	99.04%	Data not submitted			0.0%
UNIDO	138.00	292.00	430.00	54.88%	123.00	38.00	161.00	23.60%
UNON	176.04		176.04	96.68%	22.70		22.70	73.60%
UNOPS (b)	9,702.53	9,882.18	19,584.71	30.65%	No procurement under UNDP funding in 2005			0.0%
UPU	No procurement under UNDP funding in 2004			0.0%	Data not submitted			0.0%
WHO	1,075.62		1,075.62	4.93%	No procurement under UNDP funding in 2005			0.0%
WMO	56.85	464.98	521.83	57.05%	36.23		36.23	95.22%
WTO	Data not submitted			0.0%	45.04	131.71	176.75	66.88%
<b>TOTAL</b>	<b>297,769.41</b>	<b>627,800.57</b>	<b>925,569.98</b>	<b>74.08%</b>	<b>627,991.36</b>	<b>617,476.13</b>	<b>1,245,467.48</b>	<b>55.86%</b>

(a) UNDP procurement data includes UNDP HQ procurement, procurement under National Execution (NEX) and Direct Execution (DEX). Total UNDP project delivery consists of procurement of goods and services under the NEX and DEX modalities as well as the contracting of individual experts and consultants, the total UNDP project delivery for 2004 is USD 1.19 billion.

## TEN MAJOR COUNTRIES OF SUPPLY TO UNDP: 2005 (USD Millions)

Countries	Goods	Services	Total	% of Total
USA	38.9	116.0	155.0	12.4%
BRAZIL	45.6	52.0	97.6	7.8%
DENMARK	84.0	9.6	93.7	7.5%
JAPAN	12.0	64.4	76.5	6.1%
HONDURAS	50.8	16.5	67.3	5.4%
BELGIUM	62.2	0.1	62.3	5.0%
COLOMBIA	14.2	26.2	40.4	3.2%
AFGHANISTAN	11.0	21.6	32.6	2.6%
INDONESIA	2.0	27.8	29.7	2.4%
UNITED KINGDOM	17.6	9.8	27.5	2.2%
<b>Top-Ten Total</b>	<b>338.4</b>	<b>344.1</b>	<b>682.5</b>	<b>54.8%</b>
<b>Grand Total</b>	<b>628.0</b>	<b>617.5</b>	<b>1,245.5</b>	<b>100.0%</b>

## TEN MAJOR CONTRIBUTORS TO UNDP REGULAR RESOURCES AND THEIR RESPECTIVE PROCUREMENT VOLUME: 2005 (US Million)



# TOTAL PROCUREMENT OF GOODS & SERVICES

UNDP Funding



**TOTAL PROCUREMENT OF GOODS BY COUNTRY OF PROCUREMENT  
AND SERVICES BY COUNTRY OF HEAD OFFICE : 2004 - 2005**

UNDP FUNDING

(USD Thousand)

COUNTRY	2004				2005			
	GOODS	SERVICES	TOTAL	(%)	GOODS	SERVICES	TOTAL	(%)
AFGHANISTAN	39776.27	100.00	39876.27	4.84%	11,005.28	21,606.80	32,612.08	2.62%
ALBANIA	131.78	679.46	811.23	0.10%	201.30	3,067.53	3,268.83	0.26%
ALGERIA	802.48	468.65	1,271.13	0.15%	897.68	618.08	1,515.76	0.12%
ANDORRA								
ANGOLA	295.98		295.98	0.04%	4,124.48	580.21	4,704.69	0.38%
ANTIGUA & BARBUDA	27.50		27.50	0.00%		15.70	15.70	0.00%
ARGENTINA	2,571.66	7,725.94	10,297.60	1.25%	4,675.75	11,375.19	16,050.95	1.29%
ARMENIA	1,849.41	148.68	1,998.09	0.24%	46.00	23.40	69.40	0.01%
AUSTRALIA	86.71	221.61	308.32	0.04%	106.07	5,739.14	5,845.21	0.47%
AUSTRIA	148.42	3,525.81	3,674.23	0.45%	628.39	271.61	900.01	0.07%
AZERBAIJAN	2,488.05	1,806.63	4,294.68	0.52%	2,401.80	53.16	2,454.96	0.20%
BAHAMAS								
BAHRAIN	62.24	55.72	117.96	0.01%	33.74	260.29	294.03	0.02%
BANGLADESH	2,434.72	1,102.60	3,537.32	0.43%	436.30	1,099.41	1,535.71	0.12%
BARBADOS	412.44	61.59	474.04	0.06%	344.33	151.98	496.31	0.04%
BELARUS	405.31	215.89	621.20	0.08%	3,615.67	555.35	4,171.02	0.33%
BELGIUM	1,108.76	22,617.35	23,726.11	2.88%	62,230.32	82.86	62,313.18	5.00%
BELIZE								
BENIN	1,078.48	387.40	1,465.87	0.18%	1,223.90	209.28	1,433.18	0.12%
BHUTAN	315.94	47.62	363.56	0.04%	213.85	169.28	383.13	0.03%
BOLIVIA	96.96	6,339.49	6,436.45	0.78%	415.70	4,833.98	5,249.67	0.42%
BOSNIA AND HERZEGOVINA	370.43	4,180.68	4,551.11	0.55%	1,603.65	9,421.39	11,025.04	0.89%
BOTSWANA	57.34	360.57	417.91	0.05%		2.51	2.51	0.00%
BRAZIL	32,291.73	59,604.66	91,896.40	11.15%	45,559.92	52,034.75	97,594.66	7.84%
BRUNEI DARUSSALAM								
BULGARIA	2,450.23	18,572.68	21,022.91	2.55%	661.67	17,337.70	17,999.37	1.45%
BURKINA FASO	350.42	73.37	423.79	0.05%	125.86		125.86	0.01%
BURUNDI	117.17	195.01	312.17	0.04%	531.14	135.52	666.66	0.05%
CAMBODIA	87.71	151.53	239.24	0.03%		716.67	716.67	0.06%
CAMEROON	103.32	74.79	178.11	0.02%	120.19	127.14	247.33	0.02%
CANADA	24,714.88	12,450.68	37,165.56	4.51%	5,499.56	2,446.37	7,945.93	0.64%
CAPE VERDE	17.27	125.10	142.37	0.02%	92.74	276.85	369.59	0.03%
CENTRAL AFRICAN REPUBLIC	944.80	39.20	984.00	0.12%				
CHAD	15.18	42.52	57.71	0.01%	173.92		173.92	0.01%
CHILE		4,678.19	4,678.19	0.57%		4,900.52	4,900.52	0.39%
CHINA	33.92	785.04	818.95	0.10%	3,885.78	792.02	4,677.81	0.38%
COLOMBIA	30,274.92	14,983.41	45,258.32	5.49%	14,215.13	26,201.08	40,416.21	3.25%
COMOROS								
CONGO	32.05		32.05	0.00%	372.40	581.31	953.71	0.08%
CONGO, DEM. REP.					11,970.50	1,792.68	13,763.18	1.11%
COSTA RICA	857.02	1,243.76	2,100.79	0.25%	528.46	2,774.92	3,303.38	0.27%
COTE D'IVOIRE	8,579.31	1,738.80	10,318.11	1.25%	7,499.87	641.17	8,141.04	0.65%
CROATIA						40.00	40.00	0.00%
CUBA	1,647.05	25.00	1,672.05	0.20%				
CYPRUS	78.30		78.30	0.01%	279.54	104.00	383.54	0.03%
CZECH REPUBLIC	1,341.15	174.91	1,516.07	0.18%	9.15	423.65	432.80	0.03%
DENMARK	22,265.92	10,194.31	32,460.23	3.94%	84,029.46	9,628.00	93,657.46	7.52%
DJIBOUTI	927.26		927.26	0.11%	155.44	12.05	167.48	0.01%
DOMINICA	0.01		0.01	0.00%				
DOMINICAN REPUBLIC	823.12	585.51	1,408.63	0.17%	161.90		161.90	0.01%
DPR KOREA					31.58	17.28	48.86	0.00%
ECUADOR	97.48	443.72	541.20	0.07%	1,235.24	328.42	1,563.67	0.13%
EGYPT	3,073.04	842.26	3,915.30	0.48%	1,764.88	588.33	2,353.21	0.19%
EL SALVADOR	2,251.77	3,205.54	5,457.31	0.66%	8,176.29	11,725.69	19,901.98	1.60%
EQUATORIAL GUINEA								
ERITREA	264.65	68.04	332.69	0.04%	716.45	67.68	784.13	0.06%
ESTONIA	95.90	21.31	117.21	0.01%	118.44	86.86	205.30	0.02%
ETHIOPIA	1,545.18	774.51	2,319.68	0.28%	162.84	802.29	965.12	0.08%
FIJI	18.85	398.44	417.29	0.05%	22.81	400.07	422.88	0.03%
FINLAND		105.84	105.84	0.01%	15,458.00	260.64	15,718.64	1.26%
FRANCE	3,501.43	2,225.76	5,727.18	0.69%	4,351.47	882.03	5,233.49	0.42%
GABON					1,984.06		1,984.06	0.16%
GAMBIA	31.14	35.69	66.83	0.01%	61.38		61.38	0.00%
GEORGIA	616.47	911.23	1,527.70	0.19%				
GERMANY	4,920.04	1,868.88	6,788.92	0.82%	7,961.66	3,324.57	11,286.23	0.91%
GHANA		152.13	152.13	0.02%	106.20		106.20	0.01%
GREECE		221.82	221.82	0.03%		17.74	17.74	0.00%
GRENADA	26.74	6.53	33.27	0.00%	43.27	37.36	80.63	0.01%
GUATEMALA	1,654.14	6,397.20	8,051.34	0.98%	11,428.13	6,070.04	17,498.17	1.40%
GUINEA	3.17	12.12	15.29	0.00%				
GUINEA-BISSAU					1,580.27	458.44	2,038.71	0.16%
GUYANA	67.10		67.10	0.01%	41.58	161.06	202.64	0.02%
HAITI	341.79	287.70	629.49	0.08%	8,050.85	2,224.34	10,275.19	0.83%
HONDURAS	8,962.93	14,777.43	23,740.36	2.88%	50,822.33	16,456.51	67,278.84	5.40%
HUNGARY		193.81	193.81	0.02%		148.72	148.72	0.01%
ICELAND								
INDIA	2,555.37	1,877.27	4,432.63	0.54%	4,236.14	18,416.17	22,652.32	1.82%
INDONESIA	286.85	30,593.30	30,880.15	3.75%	1,960.15	27,778.06	29,738.21	2.39%
IRAN (ISLAMIC REPUBLIC OF)	358.14	660.67	1,018.81	0.12%	365.93	290.61	656.53	0.05%
IRAQ	844.41	3,007.73	3,852.15	0.47%	346.91	10,064.05	10,410.96	0.84%
IRELAND	8.35	71.26	79.61	0.01%	1,038.20	43.54	1,081.74	0.09%
ISRAEL	690.14	4.64	694.78	0.08%	3,254.03	406.04	3,660.07	0.29%
ITALY	3,233.27	2,762.83	5,996.10	0.73%	3,578.81	8,992.89	12,571.70	1.01%
JAMAICA		385.71	385.71	0.05%	38.90	348.72	387.62	0.03%
JAPAN	5,702.26	22,488.90	28,191.16	3.42%	12,043.11	64,442.35	76,485.46	6.14%



**TOTAL PROCUREMENT OF GOODS BY COUNTRY OF PROCUREMENT  
AND SERVICES BY COUNTRY OF HEAD OFFICE : 2004 - 2005**

UNDP FUNDING	(USD Thousand)							
	COUNTRY	2004				2005		
	GOODS	SERVICES	TOTAL	(%)	GOODS	SERVICES	TOTAL	(%)
JORDAN	5,626.32	721.35	6,347.67	0.77%	4,276.33	650.80	4,927.13	0.40%
KAZAKHSTAN		195.45	195.45	0.02%	374.98	848.07	1,223.05	0.10%
KENYA	317.83	288.81	606.65	0.07%	18,903.88	677.35	19,581.23	1.57%
KIRIBATI								
KUWAIT	344.23	830.80	1,175.03	0.14%	301.12	50.90	352.02	0.03%
KYRGYZSTAN	1,079.35	531.04	1,610.40	0.20%	6,706.14	629.90	7,336.05	0.59%
LAO P.D.R.	597.18	338.94	936.11	0.11%	1,352.26	643.21	1,995.47	0.16%
LATVIA	106.57	181.26	287.83	0.03%	280.30	12.81	293.11	0.02%
LEBANON	5,083.78	538.62	5,622.40	0.68%	2,779.82	481.67	3,261.49	0.26%
LESOTHO	46.56	77.43	123.99	0.02%	175.15	8.86	184.01	0.01%
LIBERIA		7.83	7.83	0.00%	9,992.27	1,138.95	11,131.22	0.89%
LIBYAN ARAB JAMAHIRIYA	49.73		49.73	0.01%	34.50	23.00	57.50	0.00%
LIECHTENSTEIN								
LITHUANIA	163.51	157.12	320.63	0.04%	2.58	2.18	4.76	0.00%
LUXEMBOURG								
MACEDONIA (TFYR)	195.44	411.13	606.57	0.07%	542.85	1,192.52	1,735.38	0.14%
MADAGASCAR	12.24	790.82	803.07	0.10%	125.43	437.06	562.49	0.05%
MALAWI	221.14	47.40	268.54	0.03%	738.45	7.65	746.10	0.06%
MALAYSIA	150.56	1,333.49	1,484.05	0.18%	44.37	1,608.99	1,653.36	0.13%
MALDIVES	20.82	69.19	90.01	0.01%	40.16	2,782.03	2,822.19	0.23%
MALI	438.09	491.87	929.97	0.11%	481.80	1,756.68	2,238.48	0.18%
MALTA	104.97		104.97	0.01%				
MARSHALL ISLANDS								
MAURITANIA	436.81		436.81	0.05%	106.00		106.00	0.01%
MAURITIUS					12.97	53.03	66.01	0.01%
MEXICO	1,159.69	2,366.55	3,526.24	0.43%	464.22	3,303.89	3,768.11	0.30%
MICRONESIA (FED. STATES OF)								
MOLDOVA (REPUBLIC OF)	646.56	589.23	1,235.80	0.15%	2,201.53	1,029.60	3,231.13	0.26%
MONACO								
MONGOLIA	373.57	1,048.88	1,422.45	0.17%	408.38	409.31	817.69	0.07%
MOROCCO	469.54	258.76	728.30	0.09%	312.94	425.40	738.35	0.06%
MOZAMBIQUE	163.57	336.17	499.75	0.06%	1,677.58	5,189.62	6,867.19	0.55%
MYANMAR	588.08	61.60	649.68	0.08%		92.23	92.23	0.01%
NAMIBIA					122.38	417.52	539.91	0.04%
NAURU								
NEPAL	389.84	3,108.36	3,498.20	0.42%	719.05	1,126.60	1,845.65	0.15%
NETHERLANDS	1,615.04	780.72	2,395.75	0.29%	3,628.85	388.71	4,017.56	0.32%
NEW ZEALAND	161.00	961.82	1,122.82	0.14%	161.00	24.28	185.28	0.01%
NICARAGUA	55.09	1,316.98	1,372.06	0.17%	824.13	1,384.61	2,208.74	0.18%
NIGER	72.66		72.66	0.01%	338.50	261.21	599.71	0.05%
NIGERIA					7,673.54	2,464.56	10,138.10	0.81%
NORWAY	371.58	999.17	1,370.76	0.17%	6,951.75	4,137.81	11,089.56	0.89%
OMAN	12.33		12.33	0.00%				
PALAU								
PAKISTAN		5,740.15	5,740.15	0.70%	168.60	1,443.89	1,612.49	0.13%
PANAMA	2,710.32	12,171.15	14,881.47	1.81%	88.08	24,016.46	24,104.54	1.94%
PAPUA NEW GUINEA	188.41		188.41	0.02%		2.10	2.10	0.00%
PARAGUAY	1,375.59	3,991.07	5,366.66	0.65%	1,689.99	7,977.73	9,667.71	0.78%
PERU	326.33	10,637.59	10,963.92	1.33%	152.51	12,108.90	12,261.41	0.98%
PHILIPPINES	219.97	1,385.31	1,605.28	0.19%	1,305.12	304.81	1,609.93	0.13%
POLAND	1,820.00	60.61	1,880.61	0.23%	225.81	2,079.32	2,305.13	0.19%
PORTUGAL	203.39		203.39	0.02%	156.15	103.52	259.67	0.02%
QATAR								
REPUBLIC OF KOREA	34.09	62.53	96.62	0.01%	278.33	330.76	609.09	0.05%
ROMANIA	8.25	226.15	234.40	0.03%	218.70	521.46	740.16	0.06%
RUSSIAN FEDERATION	13,572.70	2,355.04	15,927.74	1.93%	16,056.88	3,873.23	19,930.11	1.60%
RWANDA	188.16	1,524.17	1,712.33	0.21%	370.88	150.94	521.82	0.04%
SAMOA								
SAN MARINO								
SAO TOME & PRINCIPE		44.28	44.28	0.01%	62.78	11.60	74.38	0.01%
SAUDI ARABIA	602.14		602.14	0.07%	302.09	602.80	904.89	0.07%
SENEGAL	117.64	776.85	894.48	0.11%	264.50	2,285.25	2,549.75	0.20%
SEYCHELLES						4.97	4.97	0.00%
SIERRA LEONE	805.54		805.54	0.10%	269.42	57.50	326.92	0.03%
SINGAPORE	191.26		191.26	0.02%	289.41	427.56	716.97	0.06%
SLOVAKIA	422.22	751.78	1,174.00	0.14%	595.01	2,163.96	2,758.97	0.22%
SLOVENIA	5.35	277.86	283.21	0.03%	1.84	745.00	746.84	0.06%
SOLOMON ISLANDS	10.45		10.45	0.00%				
SOMALIA	658.23	2,136.22	2,794.45	0.34%	7,204.13	4,847.46	12,051.58	0.97%
SOUTH AFRICA	6,691.22	583.33	7,274.55	0.88%	1,843.16	281.88	2,125.04	0.17%
SPAIN	1,007.58	4,297.75	5,305.32	0.64%	3,022.50	1,294.23	4,316.72	0.35%
SRI LANKA	738.30	714.78	1,453.08	0.18%	2,068.84	221.17	2,290.01	0.18%
ST KITTS & NEVIS								
ST. LUCIA	46.88	22.33	69.22	0.01%	31.90	4.52	36.43	0.00%
ST. VINCENT & THE GRENADINES					7.44		7.44	0.00%
SUDAN	63.00	119.52	182.52	0.02%				
SURINAME						265.66	265.66	0.02%
SWAZILAND	13.17	78.92	92.09	0.01%	40.86	172.87	213.74	0.02%
SWEDEN	6.41	12,844.52	12,850.92	1.56%	1,768.24	184.16	1,952.40	0.16%
SWITZERLAND	414.22	1,253.73	1,667.95	0.20%	10,932.50	728.21	11,660.71	0.94%
SYRIAN ARAB REPUBLIC	147.91	27.22	175.13	0.02%	417.20	949.33	1,366.53	0.11%
TAJIKISTAN	763.28	368.89	1,132.16	0.14%	2,988.16	4,111.85	7,100.00	0.57%
THAILAND	158.62	3,029.99	3,188.61	0.39%	982.21	3,849.24	4,831.46	0.39%
TIMOR-LESTER	350.26	2,354.81	2,705.07	0.34%	402.94	5,555.42	5,958.36	0.50%
TOGO	4,855.88	3,236.33	8,092.21	0.98%				

**TOTAL PROCUREMENT OF GOODS BY COUNTRY OF PROCUREMENT  
AND SERVICES BY COUNTRY OF HEAD OFFICE : 2004 - 2005**

UNDP FUNDING

(USD Thousand)

COUNTRY	2004				2005			
	GOODS	SERVICES	TOTAL	(%)	GOODS	SERVICES	TOTAL	(%)
TONGA								
TRINIDAD & TOBAGO		180.14	180.14	0.02%		142.79	142.79	0.01%
TUNISIA	279.96	455.33	735.28	0.09%	117.64	854.58	972.22	0.08%
TURKEY	176.75	1,274.27	1,451.02	0.18%	688.90	479.98	1,168.88	0.09%
TURKMENISTAN	24.08	8.51	32.59	0.00%	307.38		307.38	0.02%
TUVALU	33.04		33.04					
UNITED ARAB EMIRATES	770.35	1.67	772.02	0.09%	226.43	288.84	515.27	0.04%
UGANDA	173.73	1,948.47	2,122.20	0.26%	387.12	277.89	665.02	0.05%
UKRAINE	777.43	1,330.95	2,108.38	0.26%	1,735.14	2,288.41	4,023.56	0.32%
UNITED KINGDOM	8,147.29	18,674.69	26,821.98	3.25%	17,636.86	9,814.66	27,451.51	2.20%
UNITED REP. OF TANZANIA	738.71	1,960.57	2,699.28	0.33%		4.89	4.89	0.00%
URUGUAY	294.34	1,510.44	1,804.78	0.22%	350.20	1,644.30	1,994.50	0.16%
USA	36,437.20	76,070.15	112,507.35	13.65%	38,930.57	116,031.48	154,962.05	12.44%
UZBEKISTAN	197.12	566.97	764.09	0.09%	414.92	2,714.43	3,129.35	0.25%
VANUATU		88.50	88.50	0.01%				
VENEZUELA	7,897.82	1,121.74	9,019.56	1.09%	13,360.35	1,583.24	14,943.59	1.20%
VIET NAM	612.23	1,012.26	1,624.49	0.20%	498.84	2,359.55	2,858.39	0.23%
YEMEN	1,601.33	55.97	1,657.30	0.20%	607.17	364.97	972.14	0.08%
YUGOSLAVIA	408.91	2,259.16	2,668.07	0.32%	2,984.92	1,307.48	4,292.40	0.34%
ZAMBIA	1,047.20		1,047.20	0.13%		23.32	23.32	0.00%
ZIMBABWE	6.31	34.55	40.85	0.00%	199.32	170.50	369.81	0.03%
<b>SUB-TOTAL</b>	<b>343,038.46</b>	<b>469,054.39</b>	<b>812,092.84</b>	<b>98.54%</b>	<b>616,463.85</b>	<b>611,634.12</b>	<b>1,228,097.98</b>	<b>98.61%</b>
UNSPECIFIED COUNTRIES	2,668.88	9,095.47	11,764.35	1.43%	11,355.90	5,842.00	17,197.91	1.38%
GLOBAL PROJECTS								
INTERREGIONAL PROJECTS								
ARAB COUNTRIES								
AFRICAN COUNTRIES								
ASIAN COUNTRIES	39.91		39.91	0.00%	13.11		13.11	0.00%
EUROPEAN COUNTRIES	220.24		220.24	0.03%	158.48		158.48	0.01%
LATIN AMERICA AND THE CARIBBEAN								
<b>GRAND-TOTAL</b>	<b>345,967.50</b>	<b>478,149.86</b>	<b>824,117.35</b>	<b>100.00%</b>	<b>627,991.36</b>	<b>617,476.13</b>	<b>1,245,467.48</b>	<b>100.00%</b>
<b>INDUSTRIALIZED COUNTRIES:</b>	<b>128,316.59</b>	<b>196,997.26</b>	<b>325,313.85</b>		<b>299,424.36</b>	<b>233,118.08</b>	<b>532,542.43</b>	
Percentage	37.09%	41.20%	39.47%		47.68%	37.75%	42.76%	
<b>DEVELOPING COUNTRIES/ ECONOMIES IN TRANSITION</b>	<b>214,982.02</b>	<b>272,057.13</b>	<b>487,039.15</b>		<b>317,211.09</b>	<b>378,516.05</b>	<b>695,727.14</b>	
Percentage	62.14%	56.90%	59.10%		50.51%	61.30%	55.86%	
<b>ARAB STATES</b>	<b>21,783.48</b>	<b>11,509.78</b>	<b>33,293.25</b>		<b>21,652.65</b>	<b>23,372.72</b>	<b>45,025.37</b>	
Percentage	6.30%	2.41%	4.04%		3.45%	3.79%	3.62%	
<b>AFRICA</b>	<b>30,378.53</b>	<b>14,360.23</b>	<b>44,738.76</b>		<b>74,471.50</b>	<b>21,540.10</b>	<b>96,011.60</b>	
Percentage	8.78%	3.00%	5.43%		11.86%	3.49%	7.71%	
<b>ASIA &amp; PACIFIC</b>	<b>49,822.90</b>	<b>53,049.76</b>	<b>102,872.66</b>		<b>29,960.58</b>	<b>86,597.23</b>	<b>116,557.81</b>	
Percentage	14.40%	11.09%	12.48%		4.77%	14.02%	9.36%	
<b>EUROPE &amp; CIS</b>	<b>16,343.38</b>	<b>36,713.16</b>	<b>53,056.54</b>		<b>28,016.84</b>	<b>49,378.22</b>	<b>77,395.05</b>	
Percentage	4.72%	7.68%	6.44%		4.46%	8.00%	6.21%	
<b>LATIN AMERICA &amp; THE CARIBBEAN</b>	<b>96,270.43</b>	<b>154,069.39</b>	<b>250,339.82</b>		<b>162,706.59</b>	<b>192,072.36</b>	<b>354,778.95</b>	
Percentage	27.83%	32.22%	30.38%		25.91%	31.11%	28.49%	
<b>OTHERS</b>	<b>2,668.88</b>	<b>9,095.47</b>	<b>11,764.35</b>		<b>11,355.90</b>	<b>5,842.00</b>	<b>17,197.91</b>	
Percentage	0.77%	1.90%	1.43%		1.81%	0.95%	1.38%	

**TOTAL PROCUREMENT BY AGENCY: 2004 - 2005**  
**(Featuring Agencies Percentage of Procurement in Developing Countries)**

UNDP FUNDING									(USD Thousand)
AGENCY	2004				2005				
	GOODS	SERVICES	TOTAL	DEVELOPING COUNTRIES (%)	GOODS	SERVICES	TOTAL	DEVELOPING COUNTRIES (%)	
<b>ECA</b>	No procurement under UNDP funding in 2004			0.0%	No procurement under UNDP funding in 2005			0.0%	
<b>ESCAP</b>	20.16	1.37	21.53	97.58%	137.32	26.50	163.82	100.00%	
<b>FAO</b>	65.23		65.23		No procurement under UNDP funding in 2005			0.0%	
<b>IAEA</b>	No procurement under UNDP funding in 2004			0.0%	No procurement under UNDP funding in 2005			0.0%	
<b>ICAO</b>	Data Not Submitted			0.0%	Data Not Submitted			0.0%	
<b>ILO</b>	142.00	142.00			No procurement under UNDP funding in 2005			0.0%	
<b>ITC</b>	No procurement under UNDP funding in 2004				No procurement under UNDP funding in 2005			0.0%	
<b>ITU</b>	No procurement under UNDP funding in 2004			0.0%	No procurement under UNDP funding in 2005			0.0%	
<b>PAHO</b>	Data Not Submitted				No procurement under UNDP funding in 2005			0.0%	
<b>UNCTAD</b>	2.10	2.10		100.00%	No procurement under UNDP funding in 2005				
<b>UNDP (a)</b>	9,000.00	93,000.00	102,000.00	0.0%	11,000.00	104,000.00	115,000.00	0.0%	
<b>UNDP/IAPSO</b>	52,811.14	15,022.12	67,833.26	1.00%	93,245.35	8,467.17	101,712.51	6.28%	
<b>UNDP (NEX)</b>	168,551.12	247,456.34	416,007.46		421,798.39	272,018.45	693,816.84	0.0%	
<b>UNDP (DEX)</b>	112,264.15	122,166.03	234,430.18		101,583.32	232,794.31	334,377.63	0.0%	
<b>UNESCO</b>	187.00	187.00			Data Not Submitted			0.0%	
<b>UNIDO</b>	8.00	19.00	27.00	70.37%	123.00	38.00	161.00	23.60%	
<b>UNON</b>	1,321.02	414.77	1,735.79	23.12%	22.70	22.70			
<b>UNOPS (b)</b>	No procurement under UNDP funding in 2004				No procurement under UNDP funding in 2005			0.0%	
<b>UPU</b>	Data Not Submitted			0.0%	Data Not Submitted			0.0%	
<b>WHO</b>	Data Not Submitted				No procurement under UNDP funding in 2005			0.0%	
<b>WMO</b>	1,660.81	5.00	1,665.81	0.44%	36.23	36.23		95.22%	
<b>WTO</b>	No procurement under UNDP funding in 2004			0.0%	45.04	131.71	176.75	66.88%	
<b>TOTAL</b>	<b>345,967.50</b>	<b>478,149.86</b>	<b>824,117.35</b>	<b>59.10%</b>	<b>627,991.36</b>	<b>617,476.13</b>	<b>1,245,467.48</b>	<b>55.86%</b>	

(a) UNDP procurement data includes UNDP HQ procurement, procurement under National Execution (NEX) and Direct Execution (DEX). Total UNDP project delivery consists of procurement of goods and services under the NEX and DEX modalities as well as the contracting of individual experts and consultants, the total UNDP project delivery for 2004 is USD 1.19 billion.

**TOTAL PROCUREMENT OF GOODS BY AGENCY AND COUNTRY OF PROCUREMENT : 2005**

COUNTRY	UNDP FUNDING (USD Thousand)			
	UNDP/ NEX	Agency UNDP/ DEX	ESCAP	IAPSO
AFGHANISTAN	432.14	10,573.14		
ALBANIA	38.71	162.59		
ALGERIA	111.36	786.32		
ANDORRA				
ANGOLA	122.51	4,001.97		
ANTIGUA & BARBUDA				
ARGENTINA	4,320.59	355.16		
ARMENIA	46.00			
AUSTRALIA		82.99		23.08
AUSTRIA		610.39		
AZERBAIJAN	2,140.59	261.21		
BAHAMAS				
BAHRAIN	33.74			
BANGLADESH	263.82	172.48		
BARBADOS	344.33			
BELARUS	3,599.15	16.52		
BELGIUM	15,266.98	252.12		46,711.21
BELIZE				
BENIN	109.71	1,114.19		
BHUTAN	213.85			
BOLIVIA	415.70			
BOSNIA AND HERZEGOVINA	39.43	1,564.22		
BOTSWANA				
BRAZIL	45,542.62	17.30		
BRUNEI DARUSSALAM				
BULGARIA	661.67			
BURKINA FASO	125.86			
BURUNDI		531.14		
CAMBODIA				
CAMEROON	120.19			
CANADA	1,180.01	15.22		4,304.04
CAPE VERDE	92.74			
CENTRAL AFRICAN REPUBLIC				
CHAD	168.56	5.36		
CHILE				
CHINA	1,900.22	932.65		1,039.45
COLOMBIA	14,215.13			
COMOROS				
CONGO	372.40			
CONGO, DEM. REP.	11,269.07			701.43
COSTA RICA	528.46			
COTE D'IVOIRE	658.57	6,841.31		
CROATIA				
CUBA				
CYPRUS		279.54		
CZECH REPUBLIC	5.41	3.75		
DENMARK	68,913.30	4,620.61		10,495.51
DJIBOUTI	105.28	50.16		
DOMINICA				
DOMINICAN REPUBLIC	111.03	50.87		
DPR KOREA				
ECUADOR	1,204.34	30.90		
EGYPT	560.65	1,204.23		
EL SALVADOR	1,147.32	7,028.97		
EQUATORIAL GUINEA				
ERITREA	336.21	380.24		
ESTONIA	22.54	95.90		
ETHIOPIA	138.65	24.18		
FIJI		22.81		
FINLAND	15,458.00			
FRANCE	619.32	1,618.60		2,042.55
GABON		1,984.06		
GAMBIA	61.38			
GEORGIA				
GERMANY	6,995.48	531.82		424.35
GHANA	106.20			
GREECE				
GRENADA	34.97	8.30		
GUATEMALA	11,416.39	11.74		
GUINEA				
GUINEA-BISSAU	294.86	1,285.41		
GUYANA	38.42	3.16		
HAITI	72.36	5,994.77		1,983.72
HONDURAS	48,131.28	2,691.05		
HUNGARY				
ICELAND				
INDIA	1,303.00	1,835.24		1,097.90
INDONESIA	763.75	1,196.40		
IRAN (ISLAMIC REPUBLIC OF)	177.95	187.98		
IRAQ		346.91		
IRELAND	1,027.85	10.35		
ISRAEL		3,254.03		
ITALY	1,432.03	2,146.78		
JAMAICA		38.90		
JAPAN	3,728.91	3,062.81		5,233.39

**TOTAL PROCUREMENT OF GOODS BY AGENCY AND COUNTRY OF PROCUREMENT : 2005**

COUNTRY	UNDP/ NEX	Agency		
		UNDP/ DEX	ESCAP	IAPSO
JORDAN	116.62	3,949.75		209.96
KAZAKHSTAN	158.28	216.70		
KENYA	18,883.48	17.18		
KIRIBATI				
KUWAIT		301.12		
KYRGYZSTAN	6,458.49	247.66		
LAO P.D.R.	1,352.26			
LATVIA		280.30		
LEBANON	77.72	2,702.10		
LESOTHO	175.15			
LIBERIA	9,992.27			
LIBYAN ARAB JAMAHIRIYA				
LIECHTENSTEIN				
LITHUANIA		2.58		
LUXEMBOURG				
MACEDONIA (TFYR)	19.66	523.20		
MADAGASCAR	125.43			
MALAWI	738.45			
MALAYSIA	44.37			
MALDIVES	40.16			
MALI	481.80			
MALTA				
MARSHALL ISLANDS				
MAURITANIA	106.00			
MAURITIUS	12.97			
MEXICO	419.60	44.62		
MICRONESIA (FED. STATES OF)				
MOLDOVA (REPUBLIC OF)	485.26	1,716.27		
MONACO				
MONGOLIA	408.38			
MOROCCO	312.94			
MOZAMBIQUE	1,642.84	34.74		
MYANMAR				
NAMIBIA	122.38			
NAURU				
NEPAL	474.25	244.80		
NETHERLANDS	1,181.25	1,796.17		651.43
NEW ZEALAND		161.00		
NICARAGUA	478.29	345.84		
NIGER	238.78	99.72		
NIGERIA	7,673.54			
NORWAY	6,945.67	6.08		
OMAN				
PALAU				
PAKISTAN	168.60			
PANAMA		88.08		
PAPUA NEW GUINEA				
PARAGUAY	1,614.00	75.99		
PERU	152.51			
PHILIPPINES	1,305.12			
POLAND	102.40	123.41		
PORTUGAL	156.15			
QATAR				
REPUBLIC OF KOREA	244.35			33.98
ROMANIA	163.00	55.70		
RUSSIAN FEDERATION	15,207.55	849.33		
RWANDA	370.88			
SAMOA				
SAN MARINO				
SAO TOME & PRINCIPE	0.60	62.18		
SAUDI ARABIA	49.22	252.87		
SENEGAL	259.00	5.50		
SEYCHELLES				
SIERRA LEONE		269.42		
SINGAPORE	260.42	28.99		
SLOVAKIA	451.43	143.59		
SLOVENIA	1.84			
SOLOMON ISLANDS				
SOMALIA		7,204.13		
SOUTH AFRICA	670.31	388.14		784.71
SPAIN	2,714.70	307.80		
SRI LANKA	2,068.84			
ST KITTS & NEVIS				
ST. LUCIA	31.90			
ST. VINCENT & THE GRENADINES	7.44			
SUDAN				
SURINAME				
SWAZILAND	38.76	2.11		
SWEDEN	1,732.79	2.66		32.79
SWITZERLAND	10,124.09			807.61
SYRIAN ARAB REPUBLIC	417.20			
TAJIKISTAN	186.86	2,801.30		
THAILAND	2.50	828.15	137.32	14.24
TIMOR-LESTE		402.94		
TOGO				

**TOTAL PROCUREMENT OF GOODS BY AGENCY AND COUNTRY OF PROCUREMENT : 2005**

UNDP FUNDING		(USD Thousand)		
COUNTRY	UNDP/ NEX	Agency UNDP/ DEX	ESCAP	IAPSO
TONGA				
TRINIDAD & TOBAGO				
TUNISIA	117.64			
TURKEY	630.42	58.48		
TURKMENISTAN	307.38			
TUVALU				
UNITED ARAB EMIRATES	47.22	136.61		29.12
UGANDA	57.48	329.64		
UKRAINE	546.28	696.52		492.34
UNITED KINGDOM	5,424.26	1,214.82		10,991.77
UNITED REP. OF TANZANIA				
URUGUAY	350.20			
USA	23,279.93	2,731.33		1,912.71
UZBEKISTAN	282.49	132.43		
VANUATU				
VENEZUELA	13,354.85	5.50		
VIET NAM	498.84			
YEMEN	270.49	336.68		
YUGOSLAVIA	2,644.14	340.78		
ZAMBIA				
ZIMBABWE	146.15	53.17		
<b>SUB-TOTAL</b>	<b>414,167.48</b>	<b>100,914.80</b>	<b>137.32</b>	<b>90,017.27</b>
UNSPECIFIED COUNTRIES	7,617.80	510.03		3,228.08
GLOBAL PROJECTS				
INTERREGIONAL PROJECTS				
ARAB COUNTRIES				
AFRICAN COUNTRIES				
ASIAN COUNTRIES	13.11			
EUROPEAN COUNTRIES		158.48		
LATIN AMERICA AND THE CARIBBEAN				
<b>GRAND-TOTAL</b>	<b>421,798.39</b>	<b>101,583.32</b>	<b>137.32</b>	<b>93,245.35</b>
<b>INDUSTRIALIZED COUNTRIES:</b>	181,388.29	23,274.91		83,630.43
Percentage	43.00%	22.91%		89.69%
<b>DEVELOPING COUNTRIES/ ECONOMIES IN TRANSITION</b>	232,792.31	77,798.38	137.32	6,386.84
Percentage	55.19%	76.59%	100.00%	6.85%
<b>ARAB STATES</b>	2,897.09	18,018.77		702.29
Percentage	0.69%	17.74%		0.75%
<b>AFRICAN COUNTRIES</b>	55,702.91	17,236.62		1,515.26
Percentage	13.21%	16.97%		1.63%
<b>ASIA &amp; PACIFIC</b>	11,757.98	15,834.67	137.32	2,185.57
Percentage	2.79%	15.59%	100.00%	2.34%
<b>EUROPE &amp; CIS</b>	18,502.60	9,514.23		
Percentage	4.39%	9.37%		
<b>LATIN AMERICA &amp; THE CARIBBEAN</b>	143,931.72	16,791.15		1,983.72
Percentage	34.12%	16.53%		2.13%
<b>OTHERS</b>	7,617.80	510.03		3,228.08
Percentage	1.81%	0.50%		3.46%

TOTAL PROCUREMENT OF GOODS BY AGENCY AND COUNTRY OF PROCUREMENT : 2005

UNDP FUNDING	(USD Thousand)		
	COUNTRY	Agency UNDP HQ	UNIDO  UNON
AFGHANISTAN			
ALBANIA			
ALGERIA			
ANDORRA			
ANGOLA			
ANTIGUA & BARBUDA			
ARGENTINA			
ARMENIA			
AUSTRALIA			
AUSTRIA		18.00	
AZERBAIJAN			
BAHAMAS			
BAHRAIN			
BANGLADESH			
BARBADOS			
BELARUS			
BELGIUM			
BELIZE			
BENIN			
BHUTAN			
BOLIVIA			
BOSNIA AND HERZEGOVINA			
BOTSWANA			
BRAZIL			
BRUNEI DARUSSALAM			
BULGARIA			
BURKINA FASO			
BURUNDI			
CAMBODIA			
CAMEROON			
CANADA			
CAPE VERDE			
CENTRAL AFRICAN REPUBLIC			
CHAD			
CHILE			
CHINA			
COLOMBIA			
COMOROS			
CONGO			
CONGO, DEM. REP.			
COSTA RICA			
COTE D'IVOIRE			
CROATIA			
CUBA			
CYPRUS			
CZECH REPUBLIC			
DENMARK		0.04	
DJIBOUTI			
DOMINICA			
DOMINICAN REPUBLIC			
DPR KOREA			
ECUADOR			
EGYPT			
EL SALVADOR			
EQUATORIAL GUINEA			
ERITREA			
ESTONIA			
ETHIOPIA			
FIJI			
FINLAND			
FRANCE		71.00	
GABON			
GAMBIA			
GEORGIA			
GERMANY		10.00	
GHANA			
GREECE			
GRENADA			
GUATEMALA			
GUINEA			
GUINEA-BISSAU			
GUYANA			
HAITI			
HONDURAS			
HUNGARY			
ICELAND			
INDIA			
INDONESIA			
IRAN (ISLAMIC REPUBLIC OF)			
IRAQ			
IRELAND			
ISRAEL			
ITALY			
JAMAICA			
JAPAN		18.00	

**TOTAL PROCUREMENT OF GOODS BY AGENCY AND COUNTRY OF PROCUREMENT : 2005**

UNDP FUNDING	(USD Thousand)		
	COUNTRY	Agency UNDP HQ	UNIDO  UNON
JORDAN			
KAZAKHSTAN			
KENYA		3.22	
KIRIBATI			
KUWAIT			
KYRGYZSTAN			
LAO P.D.R.			
LATVIA			
LEBANON			
LESOTHO			
LIBERIA			
LIBYAN ARAB JAMAHIRIYA			
LIECHTENSTEIN			
LITHUANIA			
LUXEMBOURG			
MACEDONIA (TFYR)			
MADAGASCAR			
MALAWI			
MALAYSIA			
MALDIVES			
MALI			
MALTA			
MARSHALL ISLANDS			
MAURITANIA			
MAURITIUS			
MEXICO			
MICRONESIA (FED. STATES OF)			
MOLDOVA (REPUBLIC OF)			
MONACO			
MONGOLIA			
MOROCCO			
MOZAMBIQUE			
MYANMAR			
NAMIBIA			
NAURU			
NEPAL			
NETHERLANDS			
NEW ZEALAND			
NICARAGUA			
NIGER			
NIGERIA			
NORWAY			
OMAN			
PALAU			
PAKISTAN			
PANAMA			
PAPUA NEW GUINEA			
PARAGUAY			
PERU			
PHILIPPINES			
POLAND			
PORTUGAL			
QATAR			
REPUBLIC OF KOREA			
ROMANIA			
RUSSIAN FEDERATION			
RWANDA			
SAMOA			
SAN MARINO			
SAO TOME & PRINCIPE			
SAUDI ARABIA			
SENEGAL			
SEYCHELLES			
SIERRA LEONE			
SINGAPORE			
SLOVAKIA			
SLOVENIA			
SOLOMON ISLANDS			
SOMALIA			
SOUTH AFRICA			
SPAIN			
SRI LANKA			
ST KITTS & NEVIS			
ST. LUCIA			
ST. VINCENT & THE GRENADINES			
SUDAN			
SURINAME			
SWAZILAND			
SWEDEN			
SWITZERLAND			
SYRIAN ARAB REPUBLIC			
TAJIKISTAN			
THAILAND			
TIMOR-LESTE			
TOGO			



**TOTAL PROCUREMENT OF GOODS BY AGENCY AND COUNTRY OF PROCUREMENT : 2005**

UNDP FUNDING COUNTRY	(USD Thousand)		
	Agency UNDP HQ	UNIDO	UNON
TONGA			
TRINIDAD & TOBAGO			
TUNISIA			
TURKEY			
TURKMENISTAN			
TUVALU			
UNITED ARAB EMIRATES			13.49
UGANDA			
UKRAINE			
UNITED KINGDOM		6.00	
UNITED REP. OF TANZANIA			
URUGUAY			
USA	11,000.00		5.95
UZBEKISTAN			
VANUATU			
VENEZUELA			
VIET NAM			
YEMEN			
YUGOSLAVIA			
ZAMBIA			
ZIMBABWE			
<b>SUB-TOTAL</b>	<b>11,000.00</b>	<b>123.00</b>	<b>22.70</b>
UNSPECIFIED COUNTRIES			
GLOBAL PROJECTS			
INTERREGIONAL PROJECTS			
ARAB COUNTRIES			
AFRICAN COUNTRIES			
ASIAN COUNTRIES			
EUROPEAN COUNTRIES			
LATIN AMERICA AND THE CARIBBEAN			
<b>GRAND-TOTAL</b>	<b>11,000.00</b>	<b>123.00</b>	<b>22.70</b>
<b>INDUSTRIALIZED COUNTRIES:</b>	11,000.00	123.00	5.99
Percentage	100.00%	100.00%	26.40%
<b>DEVELOPING COUNTRIES/ ECONOMIES IN TRANSITION</b>			16.71
Percentage			73.60%
<b>ARAB STATES</b>			
Percentage			
<b>AFRICAN COUNTRIES</b>			16.71
Percentage			73.60%
<b>ASIA &amp; PACIFIC</b>			
Percentage			
<b>EUROPE &amp; CIS</b>			
Percentage			
<b>LATIN AMERICA &amp; THE CARIBBEAN</b>			
Percentage			
<b>OTHERS</b>			
Percentage			

**TOTAL PROCUREMENT OF GOODS BY AGENCY AND COUNTRY OF PROCUREMENT : 2005**

COUNTRY	Agency		(USD Thousand)	
	WMO	WTO	TOTAL (ALL)	%
AFGHANISTAN			11,005.28	1.75%
ALBANIA			201.30	0.03%
ALGERIA			897.68	0.14%
ANDORRA				
ANGOLA			4,124.48	0.66%
ANTIGUA & BARBUDA				
ARGENTINA			4,675.75	0.74%
ARMENIA			46.00	0.01%
AUSTRALIA			106.07	0.02%
AUSTRIA			628.39	0.10%
AZERBAIJAN			2,401.80	0.38%
BAHAMAS				
BAHRAIN			33.74	0.01%
BANGLADESH			436.30	0.07%
BARBADOS			344.33	0.05%
BELARUS			3,615.67	0.58%
BELGIUM			62,230.32	9.91%
BELIZE				
BENIN			1,223.90	0.19%
BHUTAN			213.85	0.03%
BOLIVIA			415.70	0.07%
BOSNIA AND HERZEGOVINA			1,603.65	0.26%
BOTSWANA				
BRAZIL			45,559.92	7.25%
BRUNEI DARUSSALAM				
BULGARIA			661.67	0.11%
BURKINA FASO			125.86	0.02%
BURUNDI			531.14	0.08%
CAMBODIA				
CAMEROON			120.19	0.02%
CANADA	0.29		5,499.56	0.88%
CAPE VERDE			92.74	0.01%
CENTRAL AFRICAN REPUBLIC				
CHAD			173.92	0.03%
CHILE				
CHINA		13.47	3,885.78	0.62%
COLOMBIA			14,215.13	2.26%
COMOROS				
CONGO			372.40	0.06%
CONGO, DEM. REP.			11,970.50	1.91%
COSTA RICA			528.46	0.08%
COTE D'IVOIRE			7,499.87	1.19%
CROATIA				
CUBA				
CYPRUS			279.54	0.04%
CZECH REPUBLIC			9.15	0.00%
DENMARK			84,029.46	13.38%
DJIBOUTI			155.44	0.02%
DOMINICA				
DOMINICAN REPUBLIC			161.90	0.03%
DPR KOREA		31.58	31.58	0.01%
ECUADOR			1,235.24	0.20%
EGYPT			1,764.88	0.28%
EL SALVADOR			8,176.29	1.30%
EQUATORIAL GUINEA				
ERITREA			716.45	0.11%
ESTONIA			118.44	0.02%
ETHIOPIA			162.84	0.03%
FIJI			22.81	0.00%
FINLAND			15,458.00	2.46%
FRANCE			4,351.47	0.69%
GABON			1,984.06	0.32%
GAMBIA			61.38	0.01%
GEORGIA				
GERMANY			7,961.66	1.27%
GHANA			106.20	0.02%
GREECE				
GRENADA			43.27	0.01%
GUATEMALA			11,428.13	1.82%
GUINEA				
GUINEA-BISSAU			1,580.27	0.25%
GUYANA			41.58	0.01%
HAITI			8,050.85	1.28%
HONDURAS			50,822.33	8.09%
HUNGARY				
ICELAND				
INDIA			4,236.14	0.67%
INDONESIA			1,960.15	0.31%
IRAN (ISLAMIC REPUBLIC OF)			365.93	0.06%
IRAQ			346.91	0.06%
IRELAND			1,038.20	0.17%
ISRAEL			3,254.03	0.52%
ITALY			3,578.81	0.57%
JAMAICA			38.90	0.01%
JAPAN			12,043.11	1.92%

**TOTAL PROCUREMENT OF GOODS BY AGENCY AND COUNTRY OF PROCUREMENT : 2005**

COUNTRY	Agency		(USD Thousand)	
	WMO	WTO	TOTAL (ALL)	%
JORDAN			4,276.33	0.68%
KAZAKHSTAN			374.98	0.06%
KENYA			18,903.88	3.01%
KIRIBATI				
KUWAIT			301.12	0.05%
KYRGYZSTAN			6,706.14	1.07%
LAO P.D.R.			1,352.26	0.22%
LATVIA			280.30	0.04%
LEBANON			2,779.82	0.44%
LESOTHO			175.15	0.03%
LIBERIA			9,992.27	1.59%
LIBYAN ARAB JAMAHIRIYA	34.50		34.50	0.01%
LIECHTENSTEIN				
LITHUANIA			2.58	0.00%
LUXEMBOURG				
MACEDONIA (TFYR)			542.85	0.09%
MADAGASCAR			125.43	0.02%
MALAWI			738.45	0.12%
MALAYSIA			44.37	0.01%
MALDIVES			40.16	0.01%
MALI			481.80	0.08%
MALTA				
MARSHALL ISLANDS				
MAURITANIA			106.00	0.02%
MAURITIUS			12.97	0.00%
MEXICO			464.22	0.07%
MICRONESIA (FED. STATES OF)				
MOLDOVA (REPUBLIC OF)			2,201.53	0.35%
MONACO				
MONGOLIA			408.38	0.07%
MOROCCO			312.94	0.05%
MOZAMBIQUE			1,677.58	0.27%
MYANMAR				
NAMIBIA			122.38	0.02%
NAURU				
NEPAL			719.05	0.11%
NETHERLANDS			3,628.85	0.58%
NEW ZEALAND			161.00	0.03%
NICARAGUA			824.13	0.13%
NIGER			338.50	0.05%
NIGERIA			7,673.54	1.22%
NORWAY			6,951.75	1.11%
OMAN				
PALAU				
PAKISTAN			168.60	0.03%
PANAMA			88.08	0.01%
PAPUA NEW GUINEA				
PARAGUAY			1,689.99	0.27%
PERU			152.51	0.02%
PHILIPPINES			1,305.12	0.21%
POLAND			225.81	0.04%
PORTUGAL			156.15	0.02%
QATAR				
REPUBLIC OF KOREA			278.33	0.04%
ROMANIA			218.70	0.03%
RUSSIAN FEDERATION			16,056.88	2.56%
RWANDA			370.88	0.06%
SAMOA				
SAN MARINO				
SAO TOME & PRINCIPE			62.78	0.01%
SAUDI ARABIA			302.09	0.05%
SENEGAL			264.50	0.04%
SEYCHELLES				
SIERRA LEONE			269.42	0.04%
SINGAPORE			289.41	0.05%
SLOVAKIA			595.01	0.09%
SLOVENIA			1.84	0.00%
SOLOMON ISLANDS				
SOMALIA			7,204.13	1.15%
SOUTH AFRICA			1,843.16	0.29%
SPAIN			3,022.50	0.48%
SRI LANKA			2,068.84	0.33%
ST KITTS & NEVIS				
ST. LUCIA			31.90	0.01%
ST. VINCENT & THE GRENADINES			7.44	0.00%
SUDAN				
SURINAME				
SWAZILAND			40.86	0.01%
SWEDEN			1,768.24	0.28%
SWITZERLAND	0.80		10,932.50	1.74%
SYRIAN ARAB REPUBLIC			417.20	0.07%
TAJIKISTAN			2,988.16	0.48%
THAILAND			982.21	0.16%
TIMOR-LESTE			402.94	0.06%
TOGO				

**TOTAL PROCUREMENT OF GOODS BY AGENCY AND COUNTRY OF PROCUREMENT : 2005**

COUNTRY	Agency		(USD Thousand)	
	WMO	WTO	TOTAL (ALL)	%
TONGA				
TRINIDAD & TOBAGO				
TUNISIA			117.64	0.02%
TURKEY			688.90	0.11%
TURKMENISTAN			307.38	0.05%
TUVALU				
UNITED ARAB EMIRATES			226.43	0.04%
UGANDA			387.12	0.06%
UKRAINE			1,735.14	0.28%
UNITED KINGDOM			17,636.86	2.81%
UNITED REP. OF TANZANIA				
URUGUAY			350.20	0.06%
USA	0.64		38,930.57	6.20%
UZBEKISTAN			414.92	0.07%
VANUATU				
VENEZUELA			13,360.35	2.13%
VIET NAM			498.84	0.08%
YEMEN			607.17	0.10%
YUGOSLAVIA			2,984.92	0.48%
ZAMBIA				
ZIMBABWE			199.32	0.03%
<b>SUB-TOTAL</b>	<b>36.23</b>	<b>45.04</b>	<b>616,463.85</b>	<b>98.16%</b>
UNSPECIFIED COUNTRIES			11,355.90	1.81%
GLOBAL PROJECTS				
INTERREGIONAL PROJECTS				
ARAB COUNTRIES				
AFRICAN COUNTRIES				
ASIAN COUNTRIES			13.11	0.00%
EUROPEAN COUNTRIES			158.48	0.03%
LATIN AMERICA AND THE CARIBBEAN				
<b>GRAND-TOTAL</b>	<b>36.23</b>	<b>45.04</b>	<b>627,991.36</b>	<b>100.00%</b>
<b>INDUSTRIALIZED COUNTRIES:</b>	<b>1.73</b>		<b>299,424.36</b>	
Percentage	4.78%		47.68%	
<b>DEVELOPING COUNTRIES/ ECONOMIES IN TRANSITION</b>	<b>34.50</b>	<b>45.04</b>	<b>317,211.09</b>	
Percentage	95.22%	100.00%	50.51%	
<b>ARAB STATES</b>	<b>34.50</b>		<b>21,652.65</b>	
Percentage	95.22%		3.45%	
<b>AFRICAN COUNTRIES</b>			<b>74,471.50</b>	
Percentage			11.86%	
<b>ASIA &amp; PACIFIC</b>		<b>45.04</b>	<b>29,960.58</b>	
Percentage		100.00%	4.77%	
<b>EUROPE &amp; CIS</b>			<b>28,016.84</b>	
Percentage			4.46%	
<b>LATIN AMERICA &amp; THE CARIBBEAN</b>			<b>162,706.59</b>	
Percentage			25.91%	
<b>OTHERS</b>			<b>11,355.90</b>	
Percentage			1.81%	

**TOTAL PROCUREMENT OF SERVICES BY AGENCY AND COUNTRY OF PROCUREMENT : 2005**

UNDP FUNDING	(USD Thousand)				(USD Thousand)		TOTAL (ALL)	%
	COUNTRY	UNDP/ NEX	UNDP/ DEX	AGENCY UNDP/ DEX	ESCAP	IAPSO		
AFGHANISTAN			21,606.80				21,606.80	3.50%
ALBANIA	155.68		2,911.85				3,067.53	0.50%
ALGERIA	570.46		47.62				618.08	0.10%
ANDORRA								
ANGOLA	460.53		119.69				580.21	0.09%
ANTIGUA & BARBUDA	15.70						15.70	0.00%
ARGENTINA	10,128.32		1,246.87				11,375.19	1.84%
ARMENIA			23.40				23.40	0.00%
AUSTRALIA	345.10		4,574.40		819.64		5,739.14	0.93%
AUSTRIA	14.83		256.79				271.61	0.04%
AZERBAIJAN			53.16				53.16	0.01%
BAHAMAS								
BAHRAIN	260.29						260.29	0.04%
BANGLADESH	977.81		121.60				1,099.41	0.18%
BARBADOS	127.55		24.43				151.98	0.02%
BELARUS	555.35						555.35	0.09%
BELGIUM	18.30		64.56				82.86	0.01%
BELIZE								
BENIN	209.28						209.28	0.03%
BHUTAN	169.28						169.28	0.03%
BOLIVIA	4,773.22		60.76				4,833.98	0.78%
BOSNIA AND HERZEGOVINA	104.21		9,317.18				9,421.39	1.53%
BOTSWANA	2.51						2.51	0.00%
BRAZIL	50,448.69		1,586.06				52,034.75	8.43%
BRUNEI DARUSSALAM								
BULGARIA	17,287.21		50.49				17,337.70	2.81%
BURKINA FASO								
BURUNDI			135.52				135.52	0.02%
CAMBODIA	716.67						716.67	0.12%
CAMEROON	127.14						127.14	0.02%
CANADA	37.78		347.92		60.67	2,000.00	2,446.37	0.40%
CAPE VERDE	276.85						276.85	0.04%
CENTRAL AFRICAN REPUBLIC								
CHAD								
CHILE	4,900.52						4,900.52	0.79%
CHINA	785.82						792.02	0.13%
COLOMBIA	25,451.82		749.27				26,201.08	4.24%
COMOROS								
CONGO	68.76		512.56				581.31	0.09%
CONGO, DEM. REP.	1,792.68						1,792.68	0.29%
COSTA RICA	2,463.20		311.72				2,774.92	0.45%
COTE D'IVOIRE	84.10		557.06				641.17	0.10%
CROATIA	40.00						40.00	0.01%
CUBA								
CYPRUS			104.00				104.00	0.02%
CZECH REPUBLIC	352.79		70.86				423.65	0.07%
DENMARK	2,117.59		44.02		7,466.39		9,628.00	1.56%
DJIBOUTI			12.05				12.05	0.00%
DOMINICA								
DOMINICAN REPUBLIC								
DPR KOREA							17.28	0.00%
ECUADOR	305.02		23.40				328.42	0.05%
EGYPT	561.78		26.55				588.33	0.10%
EL SALVADOR	7,470.89		4,254.80				11,725.69	1.90%
EQUATORIAL GUINEA								
ERITREA	67.68						67.68	0.01%
ESTONIA	15.25		71.61				86.86	0.01%
ETHIOPIA	611.35		190.93				802.29	0.13%
FIJI	70.50		329.57				400.07	0.06%
FINLAND	237.48		17.04				260.64	0.04%
FRANCE	812.96		69.07				882.03	0.14%
GABON								
GAMBIA								
GEORGIA								
GERMANY	887.64		2,316.47		120.46		3,324.57	0.54%
GHANA								
GREECE	17.74						17.74	0.00%
GRENADA	36.59		0.77				37.36	0.01%
GUATEMALA	3,372.69		2,697.36				6,070.04	0.98%
GUINEA								
GUINEA-BISSAU	458.44						458.44	0.07%
GUYANA	30.00		131.06				161.06	0.03%
HAITI	1,297.40		926.94				2,224.34	0.36%
HONDURAS	14,213.06		2,243.45				16,456.51	2.67%
HUNGARY	28.75		119.97				148.72	0.02%
ICELAND								
INDIA	8,136.78		2,279.40			8,000.00	18,416.17	2.98%
INDONESIA			27,778.06				27,778.06	4.50%
IRAN (ISLAMIC REPUBLIC OF)	237.73		52.87				290.61	0.05%
IRAQ			10,064.05				10,064.05	1.63%
IRELAND	43.54						43.54	0.01%
ISRAEL	406.04						406.04	0.07%
ITALY	1,402.73		7,590.17				8,992.89	1.46%
JAMAICA	188.68		160.04				348.72	0.06%
JAPAN	95.92		64,346.43				64,442.35	10.44%

**TOTAL PROCUREMENT OF SERVICES BY AGENCY AND COUNTRY OF PROCUREMENT : 2005**

UNDP FUNDING	(USD Thousand)					(USD Thousand)			
	COUNTRY	UNDP/ NEX	AGENCY UNDP/ DEX	ESCAP	IAPSO	UNDP/ HQ	UNIDO	TOTAL (ALL)	%
JORDAN	128.43	522.37						650.80	0.11%
KAZAKHSTAN	593.28	254.79						848.07	0.14%
KENYA	153.40	508.95					15.00	677.35	0.11%
KIRIBATI									
KUWAIT		50.90						50.90	0.01%
KYRGYZSTAN	629.90							629.90	0.10%
LAO P.D.R.	643.21							643.21	0.10%
LATVIA	10.52	2.29						12.81	0.00%
LEBANON	456.01	25.66						481.67	0.08%
LESOTHO	8.86							8.86	0.00%
LIBERIA	1,138.95							1,138.95	0.18%
LIBYAN ARAB JAMAHIRIYA							23.00	23.00	0.00%
LIECHTENSTEIN									
LITHUANIA		2.18						2.18	0.00%
LUXEMBOURG									
MACEDONIA (TFYR)	434.76	757.77						1,192.52	0.19%
MADAGASCAR	437.06							437.06	0.07%
MALAWI	7.65							7.65	0.00%
MALAYSIA	1,543.52	41.65						1,608.99	0.26%
MALDIVES	2,782.03							2,782.03	0.45%
MALI	1,756.68							1,756.68	0.28%
MALTA									
MARSHALL ISLANDS									
MAURITANIA									
MAURITIUS	53.03							53.03	0.01%
MEXICO	3,303.89							3,303.89	0.54%
MICRONESIA (FED. STATES OF)									
MOLDOVA (REPUBLIC OF)	965.55	64.05						1,029.60	0.17%
MONACO									
MONGOLIA	409.31							409.31	0.07%
MOROCCO	425.40							425.40	0.07%
MOZAMBIQUE	4,894.56	295.05						5,189.62	0.84%
MYANMAR		92.23						92.23	0.01%
NAMIBIA	417.52							417.52	0.07%
NAURU									
NEPAL	583.39	543.21						1,126.60	0.18%
NETHERLANDS	349.29	39.42						388.71	0.06%
NEW ZEALAND	23.58							24.28	0.00%
NICARAGUA	136.94	1,247.67						1,384.61	0.22%
NIGER	204.79	56.42						261.21	0.04%
NIGERIA	2,354.34	84.68						2,464.56	0.40%
NORWAY		637.81				3,500.00		4,137.81	0.67%
OMAN									
PALAU									
PAKISTAN	1,414.69	29.20						1,443.89	0.23%
PANAMA	23,970.62	45.84						24,016.46	3.89%
PAPUA NEW GUINEA		2.10						2.10	0.00%
PARAGUAY	7,910.73	67.00						7,977.73	1.29%
PERU	12,108.90							12,108.90	1.96%
PHILIPPINES	263.11	41.70						304.81	0.05%
POLAND	1,944.86	134.46						2,079.32	0.34%
PORTUGAL	60.64	42.88						103.52	0.02%
QATAR									
REPUBLIC OF KOREA	330.76							330.76	0.05%
ROMANIA	355.71	165.76						521.46	0.08%
RUSSIAN FEDERATION	2,507.36	1,365.87						3,873.23	0.63%
RWANDA	117.94	33.00						150.94	0.02%
SAMOA									
SAN MARINO									
SAO TOME & PRINCIPE	11.60							11.60	0.00%
SAUDI ARABIA	602.80							602.80	0.10%
SENEGAL	2,255.25	30.00						2,285.25	0.37%
SEYCHELLES	4.97							4.97	0.00%
SIERRA LEONE		57.50						57.50	0.01%
SINGAPORE	28.95	398.61						427.56	0.07%
SLOVAKIA	2,163.96							2,163.96	0.35%
SLOVENIA		745.00						745.00	0.12%
SOLOMON ISLANDS									
SOMALIA		4,847.46						4,847.46	0.79%
SOUTH AFRICA	266.76	15.12						281.88	0.05%
SPAIN	663.74	629.33						1,294.23	0.21%
SRI LANKA	221.17							221.17	0.04%
ST KITTS & NEVIS									
ST. LUCIA	2.40	2.13						4.52	0.00%
ST. VINCENT & THE GRENADINES									
SUDAN									
SURINAME	233.11	32.55						265.66	0.04%
SWAZILAND	154.34	18.54						172.87	0.03%
SWEDEN	40.00	144.16						184.16	0.03%
SWITZERLAND	34.31	693.90						728.21	0.12%
SYRIAN ARAB REPUBLIC	949.33							949.33	0.15%
TAJIKISTAN	323.20	3,788.65						4,111.85	0.67%
THAILAND	79.70	3,743.05	26.50					3,849.24	0.62%
TIMOR-LESTE		5,555.11						5,555.11	0.90%
TOGO								0.32	0.00%

**TOTAL PROCUREMENT OF SERVICES BY AGENCY AND COUNTRY OF PROCUREMENT : 2005**

UNDP FUNDING	(USD Thousand)					(USD Thousand)			
	COUNTRY	UNDP/ NEX	AGENCY UNDP/ DEX	ESCAP	IAPSO	UNDP/ HQ	UNIDO	TOTAL (ALL)	%
TONGA									
TRINIDAD & TOBAGO		140.39	2.40					142.79	0.02%
TUNISIA		854.58						854.58	0.14%
TURKEY		20.85	459.14					479.98	0.08%
TURKMENISTAN									
TUVALU									
UNITED ARAB EMIRATES			288.84					288.84	0.05%
UGANDA		277.89						277.89	0.05%
UKRAINE		840.57	1,447.84					2,288.41	0.37%
UNITED KINGDOM		530.39	1,733.70			7,500.00		9,764.09	1.58%
UNITED REP. OF TANZANIA		4.89						4.89	0.00%
URUGUAY		1,406.74	237.56					1,694.86	0.27%
USA		12,350.16	25,681.31			78,000.00		116,031.48	18.79%
UZBEKISTAN		872.56	1,841.86					2,714.43	0.44%
VANUATU									
VENEZUELA		1,457.15	126.09					1,583.24	0.26%
VIET NAM		2,359.55						2,359.55	0.38%
YEMEN			364.97					364.97	0.06%
YUGOSLAVIA			1,307.48					1,307.48	0.21%
ZAMBIA		23.32						23.32	0.00%
ZIMBABWE		166.00	4.50					170.50	0.03%
<b>SUB-TOTAL</b>		<b>272,018.45</b>	<b>231,952.31</b>	<b>26.50</b>	<b>8,467.17</b>	<b>99,000.00</b>	<b>38.00</b>	<b>611,634.12</b>	<b>99.05%</b>
UNSPECIFIED COUNTRIES			842.00			5,000.00		5,842.00	0.95%
GLOBAL PROJECTS									
INTERREGIONAL PROJECTS									
ARAB COUNTRIES									
AFRICAN COUNTRIES									
ASIAN COUNTRIES									
EUROPEAN COUNTRIES									
LATIN AMERICA AND THE CARIBBEAN									
<b>GRAND-TOTAL</b>		<b>272,018.45</b>	<b>232,794.31</b>	<b>26.50</b>	<b>8,467.17</b>	<b>104,000.00</b>	<b>38.00</b>	<b>617,476.13</b>	<b>100.00%</b>
<b>INDUSTRIALIZED COUNTRIES:</b>		22,997.12	110,595.26		8,467.17	91,000.00		233,067.51	37.75%
Percentage		8.45%	47.51%		100.00%	87.50%		37.75%	
<b>DEVELOPING COUNTRIES/ ECONOMIES IN TRANSITION:</b>		249,021.33	121,357.05	26.50		8,000.00	38.00	378,566.61	61.31%
Percentage		91.55%	52.13%	100.00%		7.69%	100.00%	61.31%	61.31%
<b>ARAB STATES</b>		5,887.39	17,462.33				23.00	23,372.72	2.73%
Percentage		2.16%	7.50%				60.53%	3.79%	
<b>AFRICAN COUNTRIES</b>		18,591.21	2,908.36				15.00	21,540.42	4.27%
Percentage		6.83%	1.25%				39.47%	3.49%	
<b>ASIA &amp; PACIFIC</b>		21,516.24	57,007.17	26.50		8,000.00		86,597.23	14.02%
Percentage		7.91%	24.49%	100.00%		7.69%		14.02%	
<b>EUROPE &amp; CIS</b>		27,132.28	22,245.94					49,378.22	8.32%
Percentage		9.97%	9.56%					8.00%	
<b>LATIN AMERICA &amp; THE CARIBBEAN</b>		175,894.21	16,178.15					192,122.92	31.11%
Percentage		64.66%	6.95%					31.11%	
<b>OTHERS</b>			842.00			5,000.00		5,842.00	0.95%
Percentage			0.36%			4.81%		0.95%	

NATIONAL EXECUTION: PROCUREMENT OF GOODS AND SERVICES : 2005

ALL UNDP COUNTRY OFFICES		(USD Thousand)		
COUNTRY	GOODS	SERVICES	TOTAL	(%)
AFGHANISTAN	432.14		432.14	0.00
ALBANIA	38.71	155.68	194.38	0.03%
ALGERIA	111.36	570.46	681.82	0.10%
ANDORRA				
ANGOLA	122.51	460.53	583.04	0.08%
ANTIGUA & BARBUDA		15.70	15.70	0.00%
ARGENTINA	4,320.59	10,128.32	14,448.91	2.08%
ARMENIA	46.00		46.00	0.01%
AUSTRALIA		345.10	345.10	0.05%
AUSTRIA		14.83	14.83	0.00%
AZERBAIJAN	2,140.59		2,140.59	0.31%
BAHAMAS				
BAHRAIN	33.74	260.29	294.03	0.04%
BANGLADESH	263.82	977.81	1,241.63	0.18%
BARBADOS	344.33	127.55	471.88	0.07%
BELARUS	3,599.15	555.35	4,154.50	0.60%
BELGIUM	15,266.98	18.30	15,285.28	2.20%
BELIZE				
BENIN	109.71	209.28	318.99	0.05%
BHUTAN	213.85	169.28	383.13	0.06%
BOLIVIA	415.70	4,773.22	5,188.91	0.75%
BOSNIA AND HERZEGOVINA	39.43	104.21	143.64	0.02%
BOTSWANA		2.51	2.51	0.00%
BRAZIL	45,542.62	50,448.69	95,991.31	13.84%
BRUNEI DARUSSALAM				
BULGARIA	661.67	17,287.21	17,948.88	2.59%
BURKINA FASO	125.86		125.86	0.02%
BURUNDI				
CAMBODIA		716.67	716.67	0.10%
CAMEROON	120.19	127.14	247.33	0.04%
CANADA	1,180.01	37.78	1,217.79	0.18%
CAPE VERDE	92.74	276.85	369.59	0.05%
CENTRAL AFRICAN REPUBLIC				
CHAD	168.56		168.56	0.02%
CHILE		4,900.52	4,900.52	0.71%
CHINA	1,900.22	785.82	2,686.04	0.39%
COLOMBIA	14,215.13	25,451.82	39,666.95	5.72%
COMOROS				
CONGO	372.40	68.76	441.15	0.06%
CONGO, DEM. REP.	11,269.07	1,792.68	13,061.75	1.88%
COSTA RICA	528.46	2,463.20	2,991.66	0.43%
COTE D'IVOIRE	658.57	84.10	742.67	0.11%
CROATIA		40.00	40.00	0.01%
CUBA				
CYPRUS				
CZECH REPUBLIC	5.41	352.79	358.19	0.05%
DENMARK	68,913.30	2,117.59	71,030.89	10.24%
DJIBOUTI	105.28		105.28	0.02%
DOMINICA				
DOMINICAN REPUBLIC	111.03		111.03	0.02%
DPR KOREA				
ECUADOR	1,204.34	305.02	1,509.37	0.22%
EGYPT	560.65	561.78	1,122.43	0.16%
EL SALVADOR	1,147.32	7,470.89	8,618.20	1.24%
EQUATORIAL GUINEA				
ERITREA	336.21	67.68	403.89	0.06%
ESTONIA	22.54	15.25	37.79	0.01%
ETHIOPIA	138.65	611.35	750.00	0.11%
FIJI		70.50	70.50	0.01%
FINLAND	15,458.00	237.48	15,695.48	2.26%
FRANCE	619.32	812.96	1,432.28	0.21%
GABON				
GAMBIA	61.38		61.38	0.01%
GEORGIA				
GERMANY	6,995.48	887.64	7,883.13	1.14%
GHANA	106.20		106.20	0.02%
GREECE		17.74	17.74	0.00%
GRENADA	34.97	36.59	71.56	0.01%
GUATEMALA	11,416.39	3,372.69	14,789.08	2.13%
GUINEA				
GUINEA-BISSAU	294.86	458.44	753.30	0.11%
GUYANA	38.42	30.00	68.42	0.01%
HAITI	72.36	1,297.40	1,369.76	0.20%
HONDURAS	48,131.28	14,213.06	62,344.34	8.99%
HUNGARY		28.75	28.75	0.00%
ICELAND				
INDIA	1,303.00	8,136.78	9,439.78	1.36%
INDONESIA	763.75		763.75	0.11%
IRAN (ISLAMIC REPUBLIC OF)	177.95	237.73	415.68	0.06%
IRAQ				
IRELAND	1,027.85	43.54	1,071.39	0.15%
ISRAEL		406.04	406.04	0.06%
ITALY	1,432.03	1,402.73	2,834.75	0.41%
JAMAICA		188.68	188.68	0.03%
JAPAN	3,728.91	95.92	3,824.83	0.55%



NATIONAL EXECUTION: PROCUREMENT OF GOODS AND SERVICES : 2005

ALL UNDP COUNTRY OFFICES		(USD Thousand)		
COUNTRY	GOODS	SERVICES	TOTAL	(%)
JORDAN	116.62	128.43	245.05	0.04%
KAZAKHSTAN	158.28	593.28	751.56	0.11%
KENYA	18,883.48	153.40	19,036.88	2.74%
KIRIBATI				
KUWAIT				
KYRGYZSTAN	6,458.49	629.90	7,088.39	1.02%
LAO P.D.R.	1,352.26	643.21	1,995.47	0.29%
LATVIA		10.52	10.52	0.00%
LEBANON	77.72	456.01	533.73	0.08%
LESOTHO	175.15	8.86	184.01	0.03%
LIBERIA	9,992.27	1,138.95	11,131.22	1.60%
LIBYAN ARAB JAMAHIRIYA				
LIECHTENSTEIN				
LITHUANIA				
LUXEMBOURG				
MACEDONIA (TFYR)	19.66	434.76	454.41	0.07%
MADAGASCAR	125.43	437.06	562.49	0.08%
MALAWI	738.45	7.65	746.10	0.11%
MALAYSIA	44.37	1,543.52	1,587.88	0.23%
MALDIVES	40.16	2,782.03	2,822.19	0.41%
MALI	481.80	1,756.68	2,238.48	0.32%
MALTA				
MARSHALL ISLANDS				
MAURITANIA	106.00		106.00	0.02%
MAURITIUS	12.97	53.03	66.01	0.01%
MEXICO	419.60	3,303.89	3,723.48	0.54%
MICRONESIA (FED. STATES OF)				
MOLDOVA (REPUBLIC OF)	485.26	965.55	1,450.81	0.21%
MONACO				
MONGOLIA	408.38	409.31	817.69	0.12%
MOROCCO	312.94	425.40	738.35	0.11%
MOZAMBIQUE	1,642.84	4,894.56	6,537.40	0.94%
MYANMAR				
NAMIBIA	122.38	417.52	539.91	0.08%
NAURU				
NEPAL	474.25	583.39	1,057.64	0.15%
NETHERLANDS	1,181.25	349.29	1,530.54	0.22%
NEW ZEALAND		23.58	23.58	0.00%
NICARAGUA	478.29	136.94	615.23	0.09%
NIGER	238.78	204.79	443.57	0.06%
NIGERIA	7,673.54	2,354.34	10,027.89	1.45%
NORWAY	6,945.67		6,945.67	1.00%
OMAN				
PALAU				
PAKISTAN	168.60	1,414.69	1,583.29	0.23%
PANAMA		23,970.62	23,970.62	3.45%
PAPUA NEW GUINEA				
PARAGUAY	1,614.00	7,910.73	9,524.73	1.37%
PERU	152.51	12,108.90	12,261.41	1.77%
PHILIPPINES	1,305.12	263.11	1,568.23	0.23%
POLAND	102.40	1,944.86	2,047.26	0.30%
PORTUGAL	156.15	60.64	216.80	0.03%
QATAR				
REPUBLIC OF KOREA	244.35	330.76	575.11	0.08%
ROMANIA	163.00	355.71	518.70	0.07%
RUSSIAN FEDERATION	15,207.55	2,507.36	17,714.91	2.55%
RWANDA	370.88	117.94	488.82	0.07%
SAMOA				
SAN MARINO				
SAO TOME & PRINCIPE	0.60	11.60	12.20	0.00%
SAUDI ARABIA	49.22	602.80	652.02	0.09%
SENEGAL	259.00	2,255.25	2,514.25	0.36%
SEYCHELLES		4.97	4.97	0.00%
SIERRA LEONE				
SINGAPORE	260.42	28.95	289.37	0.04%
SLOVAKIA	451.43	2,163.96	2,615.39	0.38%
SLOVENIA	1.84		1.84	0.00%
SOLOMON ISLANDS				
SOMALIA				
SOUTH AFRICA	670.31	266.76	937.07	0.14%
SPAIN	2,714.70	663.74	3,378.43	0.49%
SRI LANKA	2,068.84	221.17	2,290.01	0.33%
ST KITTS & NEVIS				
ST. LUCIA	31.90	2.40	34.30	0.00%
ST. VINCENT & THE GRENADINES	7.44		7.44	0.00%
SUDAN				
SURINAME		233.11	233.11	0.03%
SWAZILAND	38.76	154.34	193.09	0.03%
SWEDEN	1,732.79	40.00	1,772.79	0.26%
SWITZERLAND	10,124.09	34.31	10,158.40	1.46%
SYRIAN ARAB REPUBLIC	417.20	949.33	1,366.53	0.20%
TAJIKISTAN	186.86	323.20	510.06	0.07%
THAILAND	2.50	79.70	82.20	0.01%
TIMOR-LESTE				
TOGO				

**NATIONAL EXECUTION: PROCUREMENT OF GOODS AND SERVICES : 2005**

ALL UNDP COUNTRY OFFICES		(USD Thousand)		
COUNTRY	GOODS	SERVICES	TOTAL	(%)
TONGA				
TRINIDAD & TOBAGO		140.39	140.39	0.02%
TUNISIA	117.64	854.58	972.22	0.14%
TURKEY	630.42	20.85	651.27	0.09%
TURKMENISTAN	307.38		307.38	0.04%
TUVALU				
UNITED ARAB EMIRATES	47.22		47.22	0.01%
UGANDA	57.48	277.89	335.37	0.05%
UKRAINE	546.28	840.57	1,386.85	0.20%
UNITED KINGDOM	5,424.26	530.39	5,954.65	0.86%
UNITED REP. OF TANZANIA		4.89	4.89	0.00%
URUGUAY	350.20	1,406.74	1,756.93	0.25%
USA	23,279.93	12,350.16	35,630.10	5.14%
UZBEKISTAN	282.49	872.56	1,155.05	0.17%
VANUATU				
VENEZUELA	13,354.85	1,457.15	14,812.00	2.13%
VIET NAM	498.84	2,359.55	2,858.39	0.41%
YEMEN	270.49		270.49	0.04%
YUGOSLAVIA	2,644.14		2,644.14	0.38%
ZAMBIA		23.32	23.32	0.00%
ZIMBABWE	146.15	166.00	312.14	0.04%
<b>SUB-TOTAL</b>	<b>414,167.48</b>	<b>272,018.45</b>	<b>686,185.93</b>	<b>98.90%</b>
UNSPECIFIED COUNTRIES	7,617.80		7,617.80	1.10%
GLOBAL PROJECTS				
INTERREGIONAL PROJECTS				
ARAB COUNTRIES				
AFRICAN COUNTRIES				
ASIAN COUNTRIES	13.11		13.11	0.00%
EUROPEAN COUNTRIES				
LATIN AMERICA AND THE CARIBBEAN				
<b>GRAND-TOTAL</b>	<b>421,798.39</b>	<b>272,018.45</b>	<b>693,816.84</b>	<b>100.00%</b>
<b>INDUSTRIALIZED COUNTRIES:</b>	<b>181,388.29</b>	<b>22,997.12</b>	<b>204,385.41</b>	
Percentage	43.00%	8.45%	29.46%	
<b>DEVELOPING COUNTRIES/ ECONOMIES IN TRANSITION</b>	<b>232,792.31</b>	<b>249,021.33</b>	<b>481,813.64</b>	
Percentage	55.19%	91.55%	69.44%	
<b>ARAB STATES</b>	<b>2,897.09</b>	<b>5,887.39</b>	<b>8,784.48</b>	
Percentage	0.69%	2.16%	1.27%	
<b>AFRICA</b>	<b>55,702.91</b>	<b>18,591.21</b>	<b>74,294.12</b>	
Percentage	13.21%	6.83%	10.71%	
<b>ASIA &amp; PACIFIC</b>	<b>11,757.98</b>	<b>21,516.24</b>	<b>33,274.22</b>	
Percentage	2.79%	7.91%	4.80%	
<b>EUROPE &amp; CIS</b>	<b>18,502.60</b>	<b>27,132.28</b>	<b>45,634.88</b>	
Percentage	4.39%	9.97%	6.58%	
<b>LATIN AMERICA &amp; THE CARIBBEAN</b>	<b>143,931.72</b>	<b>175,894.21</b>	<b>319,825.93</b>	
Percentage	34.12%	64.66%	46.10%	
<b>OTHERS</b>	<b>7,617.80</b>		<b>7,617.80</b>	
Percentage	1.81%		1.10%	

**NATIONAL EXECUTION: Cost of Goods and Services ordered by Country Office: 2005**

ALL UNDP COUNTRY OFFICES				(USD Thousand)
COUNTRY	GOODS	SERVICES	TOTAL	(%)
AFGHANISTAN	432.14		432.14	0.00
ALBANIA	38.71	155.68	194.38	0.03%
ALGERIA	111.36	570.46	681.82	0.10%
ANDORRA				
ANGOLA	165.13	460.53	625.66	0.09%
ANTIGUA & BARBUDA				
ARGENTINA	5,281.51	4,034.42	9,315.93	1.34%
ARMENIA	46.00		46.00	0.01%
AUSTRALIA				
AUSTRIA				
AZERBAIJAN	3,252.92		3,252.92	0.47%
BAHAMAS				
BAHRAIN	33.74	315.29	349.03	0.05%
BANGLADESH	263.82	977.81	1,241.63	0.18%
BARBADOS	418.64	182.24	600.88	0.09%
BELARUS	3,599.15	555.35	4,154.50	0.60%
BELGIUM				
BELIZE				
BENIN	292.59	209.28	501.87	0.07%
BHUTAN	274.26	237.09	511.35	0.07%
BOLIVIA	10,770.34	4,773.22	15,543.56	2.24%
BOSNIA AND HERZEGOVINA	39.43	104.21	143.64	0.02%
BOTSWANA				
BRAZIL	45,485.53	51,022.91	96,508.44	13.91%
BRUNEI DARUSSALAM				
BULGARIA	661.67	17,287.21	17,948.88	2.59%
BURKINA FASO	139.26		139.26	0.02%
BURUNDI	36.50		36.50	0.01%
CAMBODIA		808.67	808.67	0.12%
CAMEROON	120.19	127.14	247.33	0.04%
CANADA				
CAPE VERDE	261.89	345.12	607.02	0.09%
CENTRAL AFRICAN REPUBLIC				
CHAD	310.04		310.04	0.04%
CHILE	684.01	4,900.52	5,584.54	0.80%
CHINA	18,982.21		18,982.21	2.74%
COLOMBIA	11,542.78	25,754.68	37,297.47	5.38%
COMOROS				
CONGO	372.40	68.76	441.15	0.06%
CONGO, DEM. REP.	90,236.88	1,792.68	92,029.56	13.26%
COSTA RICA	460.94	2,420.94	2,881.88	0.42%
COTE D'IVOIRE	658.57	84.10	742.67	0.11%
CROATIA		40.00	40.00	0.01%
CUBA				
CYPRUS				
CZECH REPUBLIC				
DENMARK				
DJIBOUTI	105.28		105.28	0.02%
DOMINICA				
DOMINICAN REPUBLIC	183.03		183.03	0.03%
DPR KOREA	283.47	113.28	396.74	0.06%
ECUADOR	1,204.34	331.40	1,535.74	0.22%
EGYPT	563.51	561.78	1,125.30	0.16%
EL SALVADOR	1,557.76	7,470.89	9,028.65	1.30%
EQUATORIAL GUINEA				
ERITREA	706.77	660.57	1,367.34	0.20%
ESTONIA				
ETHIOPIA	3,653.99	643.47	4,297.46	0.62%
FIJI		70.50	70.50	0.01%
FINLAND				
FRANCE				
GABON				
GAMBIA	61.38		61.38	0.01%
GEORGIA	5,585.42	3,901.66	9,487.08	1.37%
GERMANY				
GHANA				
GREECE				
GRENADA				
GUATEMALA	9,915.48	3,372.69	13,288.17	1.92%
GUINEA				
GUINEA-BISSAU	294.86	458.44	753.30	0.11%
GUYANA	38.42	30.00	68.42	0.01%
HAITI	72.36	1,117.40	1,189.76	0.17%
HONDURAS	61,527.71	23,246.59	84,774.31	12.22%
HUNGARY				
ICELAND				
INDIA	1,004.24	8,069.20	9,073.45	1.31%
INDONESIA	1,231.55		1,231.55	0.18%
IRAN (ISLAMIC REPUBLIC OF)	849.41	863.69	1,713.10	0.25%
IRAQ				
IRELAND				
ISRAEL				
ITALY				
JAMAICA	34.40	174.68	209.08	0.03%
JAPAN				

**NATIONAL EXECUTION: Cost of Goods and Services ordered by Country Office: 2005**

ALL UNDP COUNTRY OFFICES				(USD Thousand)
COUNTRY	GOODS	SERVICES	TOTAL	(%)
JORDAN	501.38	334.78	836.15	0.12%
KAZAKHSTAN	184.89	688.82	873.72	0.13%
KENYA	92.01	81.91	173.92	0.03%
KIRIBATI				
KUWAIT				
KYRGYZSTAN	6,458.49	629.90	7,088.39	1.02%
LAO P.D.R.	1,352.26	643.21	1,995.47	0.29%
LATVIA				
LEBANON	633.30	529.41	1,162.71	0.17%
LESOTHO	175.15	153.39	328.54	0.05%
LIBERIA	37,186.91	1,168.53	38,355.44	5.53%
LIBYAN ARAB JAMAHIRIYA				
LIECHTENSTEIN				
LITHUANIA				
LUXEMBOURG				
MACEDONIA (TFYR)	19.66	434.76	454.41	0.07%
MADAGASCAR	235.40	437.06	672.45	0.10%
MALAWI	738.45	7.65	746.10	0.11%
MALAYSIA	804.44	1,551.02	2,355.46	0.34%
MALDIVES	40.16	4,750.33	4,790.49	0.69%
MALI	481.80	1,756.68	2,238.48	0.32%
MALTA				
MARSHALL ISLANDS				
MAURITANIA	642.00	115.00	757.00	0.11%
MAURITIUS	9.75	30.02	39.77	0.01%
MEXICO	328.04	3,295.51	3,623.55	0.52%
MICRONESIA (FED. STATES OF)				
MOLDOVA (REPUBLIC OF)	700.34	1,092.51	1,792.85	0.26%
MONACO				
MONGOLIA	446.30	467.73	914.02	0.13%
MOROCCO	315.34	425.40	740.75	0.11%
MOZAMBIQUE	1,642.84	4,894.56	6,537.40	0.94%
MYANMAR				
NAMIBIA	122.38	417.52	539.91	0.08%
NAURU				
NEPAL	474.25	583.39	1,057.64	0.15%
NETHERLANDS				
NEW ZEALAND				
NICARAGUA	277.42	220.46	497.88	0.07%
NIGER	571.84	441.14	1,012.97	0.15%
NIGERIA	11,588.68	2,354.34	13,943.02	2.01%
NORWAY				
OMAN				
PALAU				
PAKISTAN	168.60	1,388.51	1,557.11	0.22%
PANAMA	1,904.40	24,638.34	26,542.75	3.83%
PAPUA NEW GUINEA				
PARAGUAY	1,614.00	7,910.73	9,524.73	1.37%
PERU	4,613.74	16,521.16	21,134.90	3.05%
PHILIPPINES	1,305.12	263.11	1,568.23	0.23%
POLAND	100.00	1,850.35	1,950.35	0.28%
PORTUGAL				
QATAR				
REPUBLIC OF KOREA	57.77	330.76	388.54	0.06%
ROMANIA	163.00	355.71	518.70	0.07%
RUSSIAN FEDERATION	44,454.64	2,392.03	46,846.67	6.75%
RWANDA	357.63	272.20	629.83	0.09%
SAMOA				
SAN MARINO				
SAO TOME & PRINCIPE	0.60	11.60	12.20	0.00%
SAUDI ARABIA	49.22	547.80	597.02	0.09%
SENEGAL	259.00	2,249.00	2,508.00	0.36%
SEYCHELLES	29.94	42.38	72.32	0.01%
SIERRA LEONE				
SINGAPORE				
SLOVAKIA	179.60	2,545.50	2,725.09	0.39%
SLOVENIA				
SOLOMON ISLANDS				
SOMALIA				
SOUTH AFRICA	82.07	196.59	278.66	0.04%
SPAIN				
SRI LANKA	2,205.52	221.17	2,426.69	0.35%
ST. KITTS & NEVIS				
ST. LUCIA				
ST. VINCENT & THE GRENADINES				
SUDAN				
SURINAME				
SWAZILAND	38.76	154.34	193.09	0.03%
SWEDEN				
SWITZERLAND				
SYRIAN ARAB REPUBLIC	960.59	982.28	1,942.87	0.28%
TAJIKISTAN	186.86	323.20	510.06	0.07%
THAILAND		65.70	65.70	0.01%
TIMOR-LESTE				
TOGO				

**NATIONAL EXECUTION: Cost of Goods and Services ordered by Country Office: 2005**

ALL UNDP COUNTRY OFFICES			(USD Thousand)	
COUNTRY	GOODS	SERVICES	TOTAL	(%)
TONGA				
TRINIDAD & TOBAGO	30.96	507.14	538.10	0.08%
TUNISIA	171.69	1,023.22	1,194.91	0.17%
TURKEY	53.52		53.52	0.01%
TURKMENISTAN	307.38	34.76	342.15	0.05%
TUVALU				
UNITED ARAB EMIRATES				
UGANDA	61.59	277.89	339.49	0.05%
UKRAINE	546.28	849.89	1,396.17	0.20%
UNITED KINGDOM				
UNITED REP. OF TANZANIA				
URUGUAY	682.52	1,605.94	2,288.46	0.33%
USA				
UZBEKISTAN	1,681.64	1,146.02	2,827.66	0.41%
VANUATU				
VENEZUELA	5,585.42	3,901.66	9,487.08	1.37%
VIET NAM	562.55	2,816.92	3,379.46	0.49%
YEMEN	270.49	149.99	420.48	0.06%
YUGOSLAVIA	2,644.14		2,644.14	0.38%
ZAMBIA				
ZIMBABWE	599.71	623.00	1,222.70	0.18%
<b>SUB-TOTAL</b>	<b>421,798.39</b>	<b>272,018.45</b>	<b>693,816.84</b>	<b>100.00%</b>
UNSPECIFIED COUNTRIES				
GLOBAL PROJECTS				
INTERREGIONAL PROJECTS				
ARAB COUNTRIES				
AFRICAN COUNTRIES				
ASIAN COUNTRIES				
EUROPEAN COUNTRIES				
LATIN AMERICA AND THE CARIBBEAN				
<b>GRAND-TOTAL</b>	<b>421,798.39</b>	<b>272,018.45</b>	<b>693,816.84</b>	<b>100.00%</b>
<b>INDUSTRIALIZED COUNTRIES:</b>	<b>44,454.64</b>	<b>2,392.03</b>	<b>46,846.67</b>	
Percentage	10.54%	0.88%	6.75%	
<b>DEVELOPING COUNTRIES/ ECONOMIES IN TRANSITION</b>	<b>377,343.75</b>	<b>269,626.42</b>	<b>646,970.17</b>	
Percentage	89.46%	99.12%	93.25%	
<b>ARAB STATES</b>	<b>5,111.58</b>	<b>7,154.00</b>	<b>12,265.58</b>	
Percentage	1.21%	2.63%	1.77%	
<b>AFRICA</b>	<b>152,165.36</b>	<b>20,256.99</b>	<b>172,422.35</b>	
Percentage	36.08%	7.45%	24.85%	
<b>ASIA &amp; PACIFIC</b>	<b>29,888.65</b>	<b>23,358.39</b>	<b>53,247.04</b>	
Percentage	7.09%	8.59%	7.67%	
<b>EUROPE &amp; CIS</b>	<b>25,964.39</b>	<b>31,423.52</b>	<b>57,387.91</b>	
Percentage	6.16%	11.55%	8.27%	
<b>LATIN AMERICA &amp; THE CARIBBEAN</b>	<b>164,213.78</b>	<b>187,433.51</b>	<b>351,647.29</b>	
Percentage	38.93%	68.90%	50.68%	
<b>OTHERS</b>				
Percentage				

**DIRECT EXECUTION: PROCUREMENT OF GOODS AND SERVICES : 2005**

ALL UNDP COUNTRY OFFICES			(USD Thousand)	
COUNTRY	GOODS	SERVICES	TOTAL	(% )
AFGHANISTAN	10,573.14	21,606.80	32,179.94	9.62%
ALBANIA	162.59	2,911.85	3,074.45	0.92%
ALGERIA	786.32	47.62	833.93	0.25%
ANDORRA				
ANGOLA	4,001.97	119.69	4,121.66	1.23%
ANTIGUA & BARBUDA				
ARGENTINA	355.16	1,246.87	1,602.04	0.48%
ARMENIA		23.40	23.40	0.01%
AUSTRALIA	82.99	4,574.40	4,657.39	1.39%
AUSTRIA	610.39	256.79	867.18	0.26%
AZERBAIJAN	261.21	53.16	314.37	0.09%
BAHAMAS				
BAHRAIN				
BANGLADESH	172.48	121.60	294.08	0.09%
BARBADOS		24.43	24.43	0.01%
BELARUS	16.52		16.52	0.00%
BELGIUM	252.12	64.56	316.69	0.09%
BELIZE				
BENIN	1,114.19		1,114.19	0.33%
BHUTAN				
BOLIVIA		60.76	60.76	0.02%
BOSNIA AND HERZEGOVINA	1,564.22	9,317.18	10,881.40	3.25%
BOTSWANA				
BRAZIL	17.30	1,586.06	1,603.36	0.48%
BRUNEI DARUSSALAM				
BULGARIA		50.49	50.49	0.02%
BURKINA FASO				
BURUNDI	531.14	135.52	666.66	0.20%
CAMBODIA				
CAMEROON				
CANADA	15.22	347.92	363.14	0.11%
CAPE VERDE				
CENTRAL AFRICAN REPUBLIC				
CHAD	5.36		5.36	0.00%
CHILE				
CHINA	932.65		932.65	0.28%
COLOMBIA		749.27	749.27	0.22%
COMOROS				
CONGO		512.56	512.56	0.15%
CONGO, DEM. REP.				
COSTA RICA		311.72	311.72	0.09%
COTE D'IVOIRE	6,841.31	557.06	7,398.37	2.21%
CROATIA				
CUBA				
CYPRUS	279.54	104.00	383.54	0.11%
CZECH REPUBLIC	3.75	70.86	74.60	0.02%
DENMARK	4,620.61	44.02	4,664.63	1.40%
DJIBOUTI	50.16	12.05	62.21	0.02%
DOMINICA				
DOMINICAN REPUBLIC	50.87		50.87	0.02%
DPR KOREA				
ECUADOR	30.90	23.40	54.30	0.02%
EGYPT	1,204.23	26.55	1,230.78	0.37%
EL SALVADOR	7,028.97	4,254.80	11,283.77	3.37%
EQUATORIAL GUINEA				
ERITREA	380.24		380.24	0.11%
ESTONIA	95.90	71.61	167.51	0.05%
ETHIOPIA	24.18	190.93	215.12	0.06%
FIJI	22.81	329.57	352.38	0.11%
FINLAND		17.04	17.04	0.01%
FRANCE	1,618.60	69.07	1,687.66	0.50%
GABON	1,984.06		1,984.06	0.59%
GAMBIA				
GEORGIA				
GERMANY	531.82	2,316.47	2,848.30	0.85%
GHANA				
GREECE				
GRENADA	8.30	0.77	9.07	0.00%
GUATEMALA	11.74	2,697.36	2,709.09	0.81%
GUINEA				
GUINEA-BISSAU	1,285.41		1,285.41	0.38%
GUYANA	3.16	131.06	134.21	0.04%
HAITI	5,994.77	926.94	6,921.70	2.07%
HONDURAS	2,691.05	2,243.45	4,934.50	1.48%
HUNGARY		119.97	119.97	0.04%
ICELAND				
INDIA	1,835.24	2,279.40	4,114.64	1.23%
INDONESIA	1,196.40	27,778.06	28,974.46	8.67%
IRAN (ISLAMIC REPUBLIC OF)	187.98	52.87	240.85	0.07%
IRAQ	346.91	10,064.05	10,410.96	3.11%
IRELAND	10.35		10.35	0.00%
ISRAEL	3,254.03		3,254.03	0.97%
ITALY	2,146.78	7,590.17	9,736.95	2.91%
JAMAICA	38.90	160.04	198.94	0.06%
JAPAN	3,062.81	64,346.43	67,409.24	20.16%

**DIRECT EXECUTION: PROCUREMENT OF GOODS AND SERVICES : 2005**

ALL UNDP COUNTRY OFFICES		(USD Thousand)			
COUNTRY	GOODS	SERVICES	TOTAL	(%)	
JORDAN	3,949.75	522.37	4,472.12	1.34%	
KAZAKHSTAN	216.70	254.79	471.49	0.14%	
KENYA	17.18	508.95	526.13	0.16%	
KIRIBATI					
KUWAIT	301.12	50.90	352.02	0.11%	
KYRGYZSTAN	247.66		247.66	0.07%	
LAO P.D.R.					
LATVIA	280.30	2.29	282.59	0.08%	
LEBANON	2,702.10	25.66	2,727.76	0.82%	
LESOTHO					
LIBERIA					
LIBYAN ARAB JAMAHIRIYA					
LIECHTENSTEIN					
LITHUANIA	2.58	2.18	4.76	0.00%	
LUXEMBOURG					
MACEDONIA (TFYR)	523.20	757.77	1,280.96	0.38%	
MADAGASCAR					
MALAWI					
MALAYSIA		41.65	41.65	0.01%	
MALDIVES					
MALI					
MALTA					
MARSHALL ISLANDS					
MAURITANIA					
MAURITIUS					
MEXICO	44.62		44.62	0.01%	
MICRONESIA (FED. STATES OF)					
MOLDOVA (REPUBLIC OF)	1,716.27	64.05	1,780.32	0.53%	
MONACO					
MONGOLIA					
MOROCCO					
MOZAMBIQUE	34.74	295.05	329.79	0.10%	
MYANMAR		92.23	92.23	0.03%	
NAMIBIA					
NAURU					
NEPAL	244.80	543.21	788.01	0.24%	
NETHERLANDS	1,796.17	39.42	1,835.59	0.55%	
NEW ZEALAND	161.00		161.00	0.05%	
NICARAGUA	345.84	1,247.67	1,593.51	0.48%	
NIGER	99.72	56.42	156.14	0.05%	
NIGERIA		84.68	84.68	0.03%	
NORWAY	6.08	637.81	643.89	0.19%	
OMAN					
PALAU					
PAKISTAN		29.20	29.20	0.01%	
PANAMA	88.08	45.84	133.92	0.04%	
PAPUA NEW GUINEA		2.10	2.10	0.00%	
PARAGUAY	75.99	67.00	142.98	0.04%	
PERU					
PHILIPPINES		41.70	41.70	0.01%	
POLAND	123.41	134.46	257.86	0.08%	
PORTUGAL		42.88	42.88	0.01%	
QATAR					
REPUBLIC OF KOREA					
ROMANIA	55.70	165.76	221.46	0.07%	
RUSSIAN FEDERATION	849.33	1,365.87	2,215.19	0.66%	
RWANDA		33.00	33.00	0.01%	
SAMOA					
SAN MARINO					
SAO TOME & PRINCIPE	62.18		62.18	0.02%	
SAUDI ARABIA	252.87		252.87	0.08%	
SENEGAL	5.50	30.00	35.50	0.01%	
SEYCHELLES					
SIERRA LEONE	269.42	57.50	326.92	0.10%	
SINGAPORE	28.99	398.61	427.60	0.13%	
SLOVAKIA	143.59		143.59	0.04%	
SLOVENIA		745.00	745.00	0.22%	
SOLOMON ISLANDS					
SOMALIA	7,204.13	4,847.46	12,051.58	3.60%	
SOUTH AFRICA	388.14	15.12	403.26	0.12%	
SPAIN	307.80	629.33	937.13	0.28%	
SRI LANKA					
ST KITTS & NEVIS					
ST. LUCIA		2.13	2.13	0.00%	
ST. VINCENT & THE GRENADINES					
SUDAN					
SURINAME		32.55	32.55	0.01%	
SWAZILAND	2.11	18.54	20.64	0.01%	
SWEDEN	2.66	144.16	146.82	0.04%	
SWITZERLAND		693.90	693.90	0.21%	
SYRIAN ARAB REPUBLIC					
TAJIKISTAN	2,801.30	3,788.65	6,589.95	1.97%	
THAILAND	828.15	3,743.05	4,571.20	1.37%	
TIMOR-LESTE	402.94	5,555.11	5,958.04	1.78%	
TOGO					

**DIRECT EXECUTION: PROCUREMENT OF GOODS AND SERVICES : 2005**

ALL UNDP COUNTRY OFFICES			(USD Thousand)	
COUNTRY	GOODS	SERVICES	TOTAL	(%)
TONGA				
TRINIDAD & TOBAGO		2.40	2.40	0.00%
TUNISIA				
TURKEY	58.48	459.14	517.61	0.15%
TURKMENISTAN				
TUVALU				
UNITED ARAB EMIRATES	136.61	288.84	425.45	0.13%
UGANDA	329.64		329.64	0.10%
UKRAINE	696.52	1,447.84	2,144.36	0.64%
UNITED KINGDOM	1,214.82	1,733.70	2,948.52	0.88%
UNITED REP. OF TANZANIA				
URUGUAY		237.56	237.56	0.07%
USA	2,731.33	25,681.31	28,412.64	8.50%
UZBEKISTAN	132.43	1,841.86	1,974.30	0.59%
VANUATU				
VENEZUELA	5.50	126.09	131.59	0.04%
VIET NAM				
YEMEN	336.68	364.97	701.65	0.21%
YUGOSLAVIA	340.78	1,307.48	1,648.26	0.49%
ZAMBIA				
ZIMBABWE	53.17	4.50	57.67	0.02%
<b>SUB-TOTAL</b>	<b>100,914.80</b>	<b>231,952.31</b>	<b>332,867.11</b>	<b>99.55%</b>
UNSPECIFIED COUNTRIES	510.03	842.00	1,352.04	0.40%
GLOBAL PROJECTS				
INTERREGIONAL PROJECTS				
ARAB COUNTRIES				
AFRICAN COUNTRIES				
ASIAN COUNTRIES				
EUROPEAN COUNTRIES	158.48		158.48	0.05%
LATIN AMERICA AND THE CARIBBEAN				
<b>GRAND-TOTAL</b>	<b>101,583.32</b>	<b>232,794.31</b>	<b>334,377.63</b>	<b>100.00%</b>
<b>INDUSTRIALIZED COUNTRIES:</b>	<b>23,274.91</b>	<b>110,595.26</b>	<b>133,870.17</b>	
Percentage	22.91%	47.51%	40.04%	
<b>DEVELOPING COUNTRIES/ ECONOMIES IN TRANSITION</b>	<b>77,798.38</b>	<b>121,357.05</b>	<b>199,155.42</b>	
Percentage	76.59%	52.13%	59.56%	
<b>ARAB STATES</b>	<b>18,018.77</b>	<b>17,462.33</b>	<b>35,481.10</b>	
Percentage	17.74%	7.50%	10.61%	
<b>AFRICA</b>	<b>17,236.62</b>	<b>2,908.36</b>	<b>20,144.98</b>	
Percentage	16.97%	1.25%	6.02%	
<b>ASIA &amp; PACIFIC</b>	<b>15,834.67</b>	<b>57,007.17</b>	<b>72,841.84</b>	
Percentage	15.59%	24.49%	21.78%	
<b>EUROPE &amp; CIS</b>	<b>9,514.23</b>	<b>22,245.94</b>	<b>31,760.17</b>	
Percentage	9.37%	9.56%	9.50%	
<b>LATIN AMERICA &amp; THE CARIBBEAN</b>	<b>16,791.15</b>	<b>16,178.15</b>	<b>32,969.29</b>	
Percentage	16.53%	6.95%	9.86%	
<b>OTHERS</b>	<b>510.03</b>	<b>842.00</b>	<b>1,352.04</b>	
Percentage	0.50%	0.36%	0.40%	



**DIRECT EXECUTION: Cost of Goods and Services ordered by Country Office: 2005**

ALL UNDP COUNTRY OFFICES		(USD Thousand)		
COUNTRY	GOODS	SERVICES	TOTAL	(%)
AFGHANISTAN	10,573.14	21,589.61	32,162.74	0.10
ALBANIA	162.59	2,911.85	3,074.45	0.92%
ALGERIA	786.32	47.62	833.93	0.25%
ANDORRA				
ANGOLA	4,001.97	119.69	4,121.66	1.23%
ANTIGUA & BARBUDA				
ARGENTINA	684.90	1,246.53	1,931.43	0.58%
ARMENIA	75.00		75.00	0.02%
AUSTRALIA				
AUSTRIA				
AZERBAIJAN	261.21	555.13	816.34	0.24%
BAHAMAS				
BAHRAIN				
BANGLADESH	172.48	98.98	271.46	0.08%
BARBADOS	8.30	25.20	33.50	0.01%
BELARUS				
BELGIUM				
BELIZE				
BENIN	2,280.22		2,280.22	0.68%
BHUTAN				
BOLIVIA	4.70	62.61	67.31	0.02%
BOSNIA AND HERZEGOVINA	2,928.81	10,062.18	12,990.99	3.89%
BOTSWANA				
BRAZIL	17.30	659.01	676.31	0.20%
BRUNEI DARUSSALAM				
BULGARIA		50.49	50.49	0.02%
BURKINA FASO				
BURUNDI	531.14	135.52	666.66	0.20%
CAMBODIA				
CAMEROON				
CANADA				
CAPE VERDE				
CENTRAL AFRICAN REPUBLIC				
CHAD	257.48		257.48	0.08%
CHILE				
CHINA				
COLOMBIA		749.27	749.27	0.22%
COMOROS				
CONGO		512.56	512.56	0.15%
CONGO, DEM. REP.				
COSTA RICA		124.31	124.31	0.04%
COTE D'IVOIRE	6,841.31	557.06	7,398.37	2.21%
CROATIA				
CUBA				
CYPRUS				
CZECH REPUBLIC				
DENMARK				
DJIBOUTI	50.16	12.05	62.21	0.02%
DOMINICA				
DOMINICAN REPUBLIC	50.87		50.87	0.02%
DPR KOREA	33.47	23.53	56.99	0.02%
ECUADOR	30.90	72.30	103.20	0.03%
EGYPT		8.35	8.35	0.00%
EL SALVADOR	7,028.97	4,254.80	11,283.77	3.37%
EQUATORIAL GUINEA				
ERITREA	380.24		380.24	0.11%
ESTONIA				
ETHIOPIA	1,189.48	409.96	1,599.44	0.48%
FIJI	22.81	329.57	352.38	0.11%
FINLAND				
FRANCE				
GABON	1,984.06		1,984.06	0.59%
GAMBIA				
GEORGIA	4.67	63.05	67.72	0.02%
GERMANY				
GHANA				
GREECE				
GRENADA				
GUATEMALA		2,697.36	2,697.36	0.81%
GUINEA				
GUINEA-BISSAU	1,674.38		1,674.38	0.50%
GUYANA	3.16	183.93	187.08	0.06%
HAITI	5,994.77	926.94	6,921.70	2.07%
HONDURAS	3,896.40	3,487.84	7,384.24	2.21%
HUNGARY				
ICELAND				
INDIA	5,438.40	2,241.49	7,679.89	2.30%
INDONESIA	2,641.12	63,633.61	66,274.73	19.82%
IRAN (ISLAMIC REPUBLIC OF)	507.79	52.87	560.66	0.17%
IRAQ	15,438.60	80,315.26	95,753.86	28.64%
IRELAND				
ISRAEL	3,254.03		3,254.03	0.97%
ITALY				
JAMAICA	106.83	160.04	266.88	0.08%
JAPAN				

**DIRECT EXECUTION: Cost of Goods and Services ordered by Country Office: 2005**

ALL UNDP COUNTRY OFFICES		(USD Thousand)		
COUNTRY	GOODS	SERVICES	TOTAL	(%)
JORDAN				
KAZAKHSTAN				
KENYA	17.18	39.63	56.81	0.02%
KIRIBATI				
KUWAIT				
KYRGYZSTAN	2,303.00	1,393.78	3,696.78	1.11%
LAO P.D.R.				
LATVIA				
LEBANON				
LESOTHO				
LIBERIA				
LIBYAN ARAB JAMAHIRIYA				
LIECHTENSTEIN				
LITHUANIA				
LUXEMBOURG				
MACEDONIA (TFYR)	474.43	757.77	1,232.20	0.37%
MADAGASCAR				
MALAWI				
MALAYSIA				
MALDIVES				
MALI				
MALTA				
MARSHALL ISLANDS				
MAURITANIA	143.30		143.30	0.04%
MAURITIUS				
MEXICO	44.62		44.62	0.01%
MICRONESIA (FED. STATES OF)				
MOLDOVA (REPUBLIC OF)	2,178.85	87.01	2,265.86	0.68%
MONACO				
MONGOLIA				
MOROCCO				
MOZAMBIQUE	34.74	283.39	318.13	0.10%
MYANMAR				
NAMIBIA				
NAURU				
NEPAL	244.80	543.21	788.01	0.24%
NETHERLANDS				
NEW ZEALAND				
NICARAGUA	345.84	2,495.34	2,841.17	0.85%
NIGER	99.72	64.12	163.84	0.05%
NIGERIA				
NORWAY				
OMAN				
PALAU				
PAKISTAN				
PANAMA	88.08	28.84	116.92	0.03%
PAPUA NEW GUINEA				
PARAGUAY	75.99	67.00	142.98	0.04%
PERU				
PHILIPPINES				
POLAND				
PORTUGAL				
QATAR				
REPUBLIC OF KOREA				
ROMANIA	55.70	148.25	203.96	0.06%
RUSSIAN FEDERATION	141.87	1,365.87	1,507.74	0.45%
RWANDA	33.08	302.00	335.08	0.10%
SAMOA				
SAN MARINO				
SAO TOME & PRINCIPE	62.18		62.18	0.02%
SAUDI ARABIA				
SENEGAL	5.50	30.00	35.50	0.01%
SEYCHELLES				
SIERRA LEONE	269.42	57.50	326.92	0.10%
SINGAPORE				
SLOVAKIA	143.59	795.89	939.48	0.28%
SLOVENIA				
SOLOMON ISLANDS				
SOMALIA	7,204.13	5,316.78	12,520.91	3.74%
SOUTH AFRICA				
SPAIN				
SRI LANKA				
ST KITTS & NEVIS				
ST. LUCIA				
ST. VINCENT & THE GRENADINES				
SUDAN				
SURINAME				
SWAZILAND	2.11	18.54	20.64	0.01%
SWEDEN				
SWITZERLAND				
SYRIAN ARAB REPUBLIC		41.46	41.46	0.01%
TAJIKISTAN	2,333.03	3,788.65	6,121.68	1.83%
THAILAND	828.15	4,238.55	5,066.70	1.52%
TIMOR-LESTE	587.80	6,230.19	6,817.98	2.04%
TOGO				

## DIRECT EXECUTION: Cost of Goods and Services ordered by Country Office: 2005

ALL UNDP COUNTRY OFFICES				(USD Thousand)	
COUNTRY	GOODS	SERVICES	TOTAL	(%)	
TONGA					
TRINIDAD & TOBAGO		32.55	32.55	0.01%	
TUNISIA					
TURKEY	14.59	347.63	362.22	0.11%	
TURKMENISTAN					
TUVALU					
UNITED ARAB EMIRATES					
UGANDA	586.73	124.60	711.34	0.21%	
UKRAINE	1,322.10	1,616.06	2,938.16	0.88%	
UNITED KINGDOM					
UNITED REP. OF TANZANIA					
URUGUAY		237.56	237.56	0.07%	
USA					
UZBEKISTAN	343.33	1,384.11	1,727.44	0.52%	
VANUATU					
VENEZUELA	4.67	63.05	67.72	0.02%	
VIET NAM					
YEMEN	336.68	364.97	701.65	0.21%	
YUGOSLAVIA	340.78	1,307.48	1,648.26	0.49%	
ZAMBIA					
ZIMBABWE	1,089.33		1,089.33	0.33%	
<b>SUB-TOTAL</b>	<b>101,073.29</b>	<b>231,952.31</b>	<b>333,025.59</b>	<b>99.60%</b>	
UNSPECIFIED COUNTRIES	510.03	842.00	1,352.04	0.40%	
GLOBAL PROJECTS					
INTERREGIONAL PROJECTS					
ARAB COUNTRIES (ENRP-Jordan)					
AFRICAN COUNTRIES					
ASIAN COUNTRIES					
EUROPEAN COUNTRIES					
LATIN AMERICA AND THE CARIBBEAN					
<b>GRAND-TOTAL</b>	<b>101,583.32</b>	<b>232,794.31</b>	<b>334,377.63</b>	<b>100.00%</b>	
<b>INDUSTRIALIZED COUNTRIES:</b>	3,395.91	1,365.87	4,761.78		
Percentage	3.34%	0.59%	1.42%		
<b>DEVELOPING COUNTRIES/ ECONOMIES IN TRANSITION</b>	97,677.38	230,586.44	328,263.82		
Percentage	96.15%	99.05%	98.17%		
<b>ARAB STATES</b>	25,645.78	87,775.40	113,421.18		
Percentage	25.25%	37.71%	33.92%		
<b>AFRICA</b>	20,896.83	2,529.97	23,426.79		
Percentage	20.57%	1.09%	7.01%		
<b>ASIA &amp; PACIFIC</b>	19,954.37	92,698.53	112,652.90		
Percentage	19.64%	39.82%	33.69%		
<b>EUROPE &amp; CIS</b>	12,206.32	23,777.89	35,984.20		
Percentage	12.02%	10.21%	10.76%		
<b>LATIN AMERICA &amp; THE CARIBBEAN</b>	18,386.29	17,574.47	35,960.76		
Percentage	18.10%	7.55%	10.75%		
<b>OTHERS</b>	510.03	842.00	1,352.04		
Percentage	0.50%	0.36%	0.40%		

**National Execution: Major equipment ordered during 2005**  
(Individual Orders of USD of 30,000 or more)

Country of Procurement	Name of supplier	Description of goods (equipment)	Cost of order US dollars
<b>Afghanistan</b>	Neda Telecommunication	Networking	54,600.00
<b>Algeria</b>	Toyota	Vehicle 4x4	38,345.66
<b>Angola</b>	Impormaquinas	Tractor	62,500.00
<b>Argentina</b>	Ibm Argentina S.a.	Computer Equipment And Accessories	1,320,615.00
	Jorge Luis Rebagliati E Hijos	Decontamination Equipment	318,458.90
	Electroingenieria Icssa	Electrical Installation	212,719.00
	Service Instrument S.a.	Data Acquisition Systems	155,223.00
	Ibm Argentina S.a.	Computer Equipment And Accessories	153,867.00
	Bgh S.a.	Software Licenses	139,700.00
	Eliovac S.a.	Salinometer	74,733.00
	Bgh S.a.	Monitoring System	68,092.21
	Correo Oficial De La Rep. Argentina	Postal And Delivery Services	68,092.00
	Soft Net S.a.	Computer Equipment And Accessories	61,387.00
	Sistemas Tecnológicos S.a.	Access System	58,345.00
	Grafica Pinter S.a.	Printing Services	50,222.60
	Nicolas Rodolfo Maiocco	Educational Material	47,970.74
	Grupo Editorial Planeta	Dictionaries	44,041.76
	Negocios Informaticos S.a.	Computer Equipment And Accessories	41,420.00
	Hynet S.a.	Software Licenses	40,910.00
	Greysand S.r.l.	Computer Equipment And Accessories	36,621.65
<b>Armenia</b>	"Compass" Ltd.	Pc Computers	45,996.00
<b>Azerbaijan</b>	Sinam-invest	Computer And Networking Equipment	674,786.00
	Nep Engineering Company	Installation Of Heating/Cooling System	653,168.00
	Risk	Installation Of Document Management System	139,500.00
	Bestcomp Group	Computer And Networking Equipment	99,239.00
	Construction Firm N 6	Renovation Works	86,150.00
	Transstroyservis	Renovation Works	84,738.00
	Kristal N	Renovation Works	54,855.00
	Bkinty Ltd	Renovation Works	53,099.00
<b>Bangladesh</b>	Ibcs-primax	Software Training, Delivery & Installation	70,216.03
	Ultara Motors	Microbus	45,172.63
<b>Belarus</b>	Polimaster Ltd	Radiological Equipment (Dosimeters Etc.)	172,327.00
	Mpovt	Pbx Stations	164,251.00
	Spectr-trading Ltd	Dna Sequenator	135,570.00
	Frendl Ltd	Uhf Radio Stations	81,679.00
	Atomtech Ltd	Spwctrometers	62,000.00
	Belsviav	Pbx Stations	49,477.00
	Patriarch Computer Service	It Equipment	45,987.00
	Mebel-grad Ltd	Furniture	38,349.00
	Yunison Ltd	Vehicles (Mini-buses)	31,016.00
<b>Belgium</b>	Demimpex	Vehicles	242,588.23
	Intermotive	Véhicule Toyota	76,604.98
<b>Bhutan</b>	M/S Sherub Enterprises	Cost Of Field Equipment	51,408.91
	M/S Jimmy Brothers	White Board, Typewriters And Gestener -rotary Machines	43,000.00
<b>Bolivia</b>	Hemdcluster	Colchonetas	45,300.00
<b>Brasil</b>	Positivo Informática Ltda.	Monitors	3,328,604.76
	Positivo Informática Ltda.	Pc, Laptop/Portát Workstation	2,812,674.00
	Itautec Sa	File Servers Type Lan	1,850,686.38
	Positivo Informática Ltda.	Monitors	1,609,902.72
	Positivo Informática Ltda.	Pc, Laptop/Portát Workstation	1,588,783.00
	Microsens Ltda	Laser Printers	1,582,182.00
	Komatsu	Tractores, Retroexcavadoras Y Excavadoras	1,564,985.00
	Positivo Informática Ltda.	File Servers Type Lan	1,401,600.00
	B2br - Business To Business Informá	Applications And Software, Use Specifies	1,329,180.80
	Positivo Informática Ltda.	Pc, Laptop/Portát Workstation	1,235,126.00
	Microsens Ltda	Laser Printers	1,198,512.00
	Positivo Informática Ltda.	Pc, Laptop/Portát Workstation	1,023,600.00
	H Print Reprografia E Automação	Laser Printers	994,192.50
	Unisys Do Brasil Ltda	Microcomputers	864,406.78
	Itautec Sa	File Servers Type Lan	842,578.70
	Itautec Sa	File Servers Type Lan	767,809.80
	Positivo Informática Ltda.	Pc, Laptop/Portát Workstation	724,057.00
	Fiat Automoveis S.a.	Cars	716,795.20
	Conecta Tecnologia Em Sistemas	Unid.fornecimento Enegia Ininte(nobreak)	707,689.10
	Dbá Engenharia De Sistemas Ltda.	Services Of Impression	693,611.42
	Itautec Sa	Personal Computer (Pc), General Purpose	688,491.79
	Komatsu	Motoniveladoras	685,998.00
	Gazin Ind. E Com. De Móveis E Elet.	Audiovisual Equipments (Iapso)	679,244.44
	Conecta Tecnologia Em Sistemas	Work Net, Hub	616,782.30
	Novadata S. E Computadores S A	Pc, Laptop/Portát Workstation	583,428.00
	Positivo Informática Ltda.	Keyboards Without Exhibition Terminal	520,528.00
	Novadata S. E Computadores S A	Pc, Laptop/Portát Workstation	508,565.00
	Conecta Tecnologia Em Sistemas	Net (Network), Switch (Switch)	491,942.60
	Positivo Informatica Ltda	Microcomputers	474,800.00
	Conecta Tecnologia Em Sistemas	Unid.fornecimento Enegia Ininte(nobreak)	447,438.70
	Positivo Informática Ltda.	File Servers Type Lan	444,467.00
	Vectron Eletrônica Ind. E Com. Ltda	Microcomputers	418,461.54
	Policentro Tecnologia	Hard Disks	413,809.24
	Dbá Engenharia De Sistemas Ltda.	System Gestão Recursos Of Bahia	405,002.13
	Positivo Informática Ltda.	File Servers Type Lan	393,509.00
	Auriga Informatica E Serviços Ltda	Computers, Laptop/Notebook,	382,788.00
	Scania	Tracto Camion	324,000.00
	Conecta Tecnologia Em Sistemas	Work Net, Hub	296,380.80
	Conecta Tecnologia Em Sistemas	Net (Network), Switch (Switch)	296,083.10
	Novadata S. E Computadores S A	Laser Printer, Colored,	289,910.00
	Stk Consultoria Ltda	Microcomputers	280,582.00
	Unitech Tecnologia De	Software For Project Administration	275,852.00
	Prolab Sales, Inc.	Equipments Of Illumination	267,815.00

**National Execution: Major equipment ordered during 2005  
(Individual Orders of USD of 30,000 or more)**

Country of Procurement	Name of supplier	Description of goods (equipment)	Cost of order US dollars
<b>Brasil cont.</b>			
	Novadata S. E Computadores S A	Rack	262,117.00
	Positivo Informática Ltda.	Mouse, Trackballs Or Other Similar	242,431.02
	Bea Systems Ltda.	Phone Stations	235,337.63
	Cimcorp Com. Internacional	Armaz Disp Given To The Technology Laser	234,090.18
	Positivo Informática Ltda.	Keyboards Without Exhibition Terminal	229,003.32
	Sivoneide Alencar Da Silva	Linen, Table	221,880.00
	Novadata S. E Computadores S A	Microcomputers	212,616.00
	Star Do Brasil Informática Ltda.	Microcomputers	189,807.69
	Unitech Tecnologia De	Software For Project Administration,	181,250.00
	Prolab Sales, Inc.	Transdutores, Temperature,	175,928.00
	Itautec Sa	Personal Computer (Pc), General Purpose	174,789.93
	Microlog Informática E Tecnologia Ltda	Computers, Laptop/Notebook,	158,222.22
	Novadata S. E Computadores S A	File Servers Type Lan	157,600.00
	Sivoneide Alencar Da Silva	Tables, You Bent, To Camp	156,866.67
	Amc Informática Ltda	Laser Printers	153,920.00
	Focos Comercial De Prod. Eletrônico	Camcorders, Photographic, Video Colector	146,261.33
	Grafica E Editora Brasil Ltda.	Telephone Kit	141,629.63
	Teseo	Software Licenses	139,207.00
	Cimcorp Com. Internacional	File Servers Type Lan	138,832.04
	Sw Informatica Ltda	Camcorders, Photographic, Video Colector	131,069.96
	Positivo Informatica Ltda	Microcomputers	119,859.73
	Novadata S. E Computadores S A	File Servers Type Lan	119,600.00
	Star Do Brasil Informática Ltda.	Microcomputers	117,525.00
	Positivo Informática Ltda.	Mouse, Trackballs Or Other Similar	117,253.44
	Panacopy C. D. E. R. F Ltda	Laser Printers	113,995.36
	Novadata S. E Computadores S A	Laser Printer, Big,	110,775.00
	Positivo Informática Ltda.	Keyboards Without Exhibition Terminal	110,759.04
	Positivo Informatica Ltda	Microcomputers	109,760.00
	Lanlink Informatica Ltda	Microcomputers	108,745.00
	Auriga Informatica E Serviços Ltda	Net (Network), Switch (Switch)	106,590.00
	Stk Consultoria Ltda	Software For Project Administration	105,465.00
	Getronics Ltda	Telephone Kit	104,249.23
	Positivo Informática Ltda.	Monitor Lcd	104,105.60
	Auriga Informatica E Serviços Ltda	Work Net, Gateway	102,738.80
	Auriga Informatica E Serviços Ltda	Net (Network), Switch (Switch)	102,560.00
	Auriga Informatica E Serviços Ltda	Computers, Laptop/Notebook,	101,700.00
	Filizola Balanças Industriais S.a.	Scales	101,360.00
	California Instruments Corporation	Equipments Of Illumination	101,200.00
	Grif Aplicação E Decoração Ltda.	Workstation - Word Processor	100,844.58
	Filizola Balanças Industriais S.a.	Scales	100,000.00
	Novadata S. E Computadores S A	Stabilizers, Voltage	95,305.00
	Officebrasil Proj. E Representações	Workbenches	93,962.15
	Policentro Tecnologia	Magnetic Tape Stations	89,758.70
	Itautec Sa	File Servers Type Lan	89,474.10
	Randon	Low Boy	89,400.00
	Star Do Brasil Informática Ltda.	Microcomputers	88,118.04
	Itautec Sa	File Servers Type Lan	87,276.96
	Telem - Técnicas Eletro Mecânicas S	Equipments Of Illumination	86,782.67
	Star Do Brasil Informática Ltda.	Station Trab. - Word Processor	86,517.31
	Grafica E Editora Brasil Ltda.	Telephone Kit	86,297.33
	Dynapac	Vibrocompactadora	84,625.00
	Vectron Eletrônica Ind. E Com. Ltda	Microcomputers	83,692.31
	Projects Comunicação Multimídia	Pc, Notebook	81,013.33
	Optosolar Gmbh	To Sole Simulators	80,609.76
	Getronics Ltda	Telephone Kit	78,469.81
	Decision Warehouse Cons. E Import.	Software For Project Administration	78,395.52
	Policentro Tecnologia	File Servers Type Lan	77,334.05
	Auriga Informatica E Serviços Ltda	Computers, Laptop/Notebook,	76,557.60
	Projetar - Comércio, Instalações	Equipment Of Conditioned Air	76,203.80
	Auriga Informatica E Serviços Ltda	Work Net, Gateway	71,911.32
	Stall-up Tendas E Barracas Ltda.	Huts	71,093.33
	Policentro Tecnologia	Units And/Or Midias Of Storage	70,000.00
	Microlog Informática E Tecnologia Ltda	Equipment Transportation & Edp Supplies (Modem,Server,Etc)	69,044.16
	Vert Solucoes Em Informatica Ltda	Electronic Filing Systems	68,557.10
	Sulpesca Ind. E Com. Ltda.	Blowers	67,484.44
	California Instruments Corporation	Transducers	66,925.00
	Unisys Brasil Ltda.	Hardware Purpose	66,563.05
	California Instruments Corporation	Power Supplies	63,840.00
	Refrilne Refrigeracao Ltda.	Equipment Of Conditioned Air	63,570.48
	Refrilne Refrigeracao Ltda.	Equipment Of Conditioned Air	61,215.56
	Richardson Electronics Do Brasil	Disks, Virgin,	61,193.42
	Novadata S. E Computadores S A	Stabilizers, Voltage	61,116.00
	Oracle Do Brasil Ltda	Packages Of Software Application	60,742.32
	Applied Biosystems Do Brasil	Equip. Laboratory Prop. Special. Other	60,288.07
	Dimatex Indústria E Comércio Confec	Shirts	59,938.27
	Positivo Informática Ltda.	File Servers Type Lan	59,748.00
	Auriga Informatica E Servicos Ltda	Laser Printer, Colored,	59,700.00
	Bea Systems Ltda.	Software For Project Administration	58,834.41
	Ford Motor Company Brasil Ltda	Pick-ups	58,328.36
	Richardson Electronics Do Brasil	Amplifiers, Sound	57,366.26
	Sea & Náutica Ltda	Boxes, Powder	54,835.56
	Auriga Informatica E Serviços Ltda	Units Of Supply Of Enegia Inint	54,479.78
	Soclima Engenharia Ltda.	Equipment Of Conditioned Air	54,222.22
	Prolab Sales, Inc.	Power Supplies	54,074.00
	Allen Rio Serv. E Comércio De Prod.	Software Licenses	53,144.03
	Novadata S. E Computadores S A	Equipment For Transmission In Net	51,785.00
	Novadata S. E Computadores S A	Radio-telephones	51,551.00
	Soclma Engenharia Ltda.	Equipment Of Conditioned Air	51,480.00
	Positivo Informática Ltda.	File Servers Type Lan	51,238.00
	Yokogawa America Do Sul Ltda	Meters Of Potency Activate	51,168.00
	Novadata S. E Computadores S A	Work Net, Concentrator	50,814.00
	Policentro Tecnologia	Magnetic Tape Stations	50,057.35
	Marelli Móveis Para Escritório Ltda.	Sofas, Armchairs, For Office Use	50,008.44
	Novadata S. E Computadores S A	File Servers Type Lan	48,600.00
	Grafica E Editora Brasil Ltda.	Telephone Kit	48,500.00
	Microtécnica Informática Ltda.	Cameras, Video	48,477.37
	Construamazon Ltda	Ambient	47,855.05
	Microware Tecnologia	Scanners	47,407.06
	American Products S.a.	Refrigerators, Stove , Fans	45,866.00
	Itautec Sa	File Servers Type Lan	45,211.54
	Conecta Tecnologia Em Sistemas	File Servers Type Lan	45,179.01
	Novadata S. E Computadores S/A	Computers, Laptop/Notebook,	45,056.00
	Getronics Ltda	Telephone Kit	44,827.03
	Auriga Informatica E Serviços Ltda	Net (Network), Switch (Switch)	44,268.00
	Auriga Informatica E Serviços Ltda	Phone Equipment	44,100.00
	Meson Assessoria E Com. Ltda.	Equipment Of Test	43,656.72
	Grafica E. E. Colorprint Ltda	Telephone Kit	43,333.33
	Richardson Electronics Do Brasil	Microphones	42,962.96
	Grafica E Editora Brasil Ltda.	Technical Publications	42,366.26

**National Execution: Major equipment ordered during 2005  
(Individual Orders of USD of 30,000 or more)**

Country of Procurement	Name of supplier	Description of goods (equipment)	Cost of order US dollars
<b>Brasil cont.</b>			
	Unisys Brasil Ltda.	Hardware Purpose	40,813.61
	Mecalor Indústria E Comércio De Refrigeração Ltda.	Climatic Units	40,617.28
	Whirpool	Refrigeradores Para Programa Chagas	39,960.00
	Itautec Sa	Armaz Disp Given To The Technology Laser	39,879.50
	Associated Research, Inc.	Lighting Equipment	38,980.00
	Coronário Editora Gráfica Ltda	Services Of Impression	37,742.54
	Auriga Informatica E Serviços Ltda	Phone Stations	36,982.00
	Richardson Electronics Do Brasil	Equipment Visual Audio	35,967.08
	Officebrasil Proj. E Representações Gráfica E Editora Brasil Ltda.	Cupboards, Office	35,577.89
	Marelli Móveis Para Escritório Ltda.	Technical Publications	35,407.41
	Instronic Instrumentos De Testes Lt	Tables, Office,	35,207.16
	Beta Ind. E Comércio De Equip.	Multi-functional Plates	35,000.00
	Satellite Grafica E Editora	Stabilizers, Voltage	34,884.00
	Memora Processos Inovadores Ltda	Books	34,650.21
	Zael Eletroeletrônica Ltda	Software Applications, Special Purpose	34,427.07
	Adline Com. De Equip. Eletrônicos L	Stabilizers, Voltage	33,751.11
	Stall-up Tendas E Barracas Ltda.	Tripods For Video Cameras	33,715.23
	Amazon Pc Indústria E Comercio De	Huts, Usefulness	33,280.00
	California Instruments Corporation	Personal Computer (Pc), Purpose Ger	32,430.00
	Delta Ti Informática Ltda.epp	Power Supplies	32,400.00
	Auriga Informatica E Serviços Ltda	Microcomputers	31,919.75
	Reproset Indústria Gráfica Ltda	Computers, Laptop/Notebook,	31,806.00
	Vert Solucoes Em Informatica Ltda	Books	31,687.24
	Marelli Móveis Para Escritório Ltda.	Electronic Filing Systems	31,279.64
	Grif Aplicação E Decoração Ltda.	Tables, Office,	31,114.68
	Amc Informática Ltda	Chairs, Office,	31,003.33
	Divulgadora Bueno & Bueno S/C Ltda	Laser Printers	30,784.00
	Coronário Editora Gráfica Ltda	Books	30,597.01
	Yokogawa Electric Corp. Headquarter	Services Of Impression	30,559.70
		Power Meters	30,074.04
<b>Bulgaria</b>			
	Sofia Auto Jsc	Vehicles	78,963.00
	Prosoft	It Equipment	52,980.00
	Axon Bulgaria	Vehicles	36,544.75
	Labconsult	Laboratory Equipment	35,182.50
	Stemo	Microsoft Licences	34,158.00
<b>Burkina Faso</b>			
	Cfao-burkina	Vehicles	74,916.00
<b>Canada</b>			
	Ems Technologies Canada Ltd.	Marine Navigation Equipment	1,014,000.00
	Ems Technologies Canada Ltd.	Marine Navigation Equipment	152,000.00
<b>Cameroon</b>			
	Gie Apica Services Douala	Equipment To Process Cassava	43,261.58
<b>Chad</b>			
	Service Maintenance Informatique	Computer	37,104.00
<b>China</b>			
	Soclass	Soclass Computer Software	419,000.00
	Tsinghua Qidi International Co., Ltd.	Kodak Scanner	382,928.00
	Scientific For Computers & Systems	Personal Computers (200 Units)	173,728.81
	Minsource International Co Ltd	Fertilizer	145,111.55
	Novo Environmental Technology Services	Economizer	134,440.00
	Jordan Data Systems, Jds	Laptops (100 Units)	125,282.49
	Minsource International Co Ltd	Milk Processing Equipment	115,165.08
	Sichuan Lanling Traffic Engineering Co., Ltd.	Traffic Equipment	84,634.45
	General Computers & Electronics - Gce	Laser Printer (100 Units)	71,838.98
	Baticom 2000	Marial Informatique Et Bureautique	48,366.00
	Peak International	Syringes And Needles	40,875.00
	Emitac	Ups	39,287.00
<b>Colombia</b>			
	Nera America Latina Ltda. Sucursal Colombia	Suministros E Instalacion De Redes De Microondas	4,883,118.89
	Integrar Sa	Computer Hardware Or Software Rental And/Or Lease	689,104.36
	Astecnia S.a. Colombia	Coal Wash Plant	634,032.00
	Informatica Datapoint De Colombia Ltda	Personal Computers	597,851.29
	Infogroup Ltda	Education Equipment	593,090.63
	Ibm De Colombia Sa	Adquisición E Instalación Del Hardware Y Software Base.	502,863.96
	ProciBemética	Personal Computers	412,315.57
	Union Temporal Control Fiscal Edu	Education Equipment	390,686.35
	Ut Procalculo Prosis Multiprocesos	Digital Mapping	351,859.96
	Consortio Nipsa Geosistemas	Digital Mapping	317,680.53
	Patrimonio Autonomo Fc Informatica li	Personal Computers	305,287.46
	Newnet Sa	Circuit Switching Systems	226,032.10
	Newnet Sa	Circuit Switching Systems	226,032.10
	Topcon America Corp	Receiver, Global Positioning System (Gps)	184,380.08
	Filmtronix Ltda	Aereal Photographic Equipment	180,081.00
	Ingeal Sa	Storage Power	152,682.56
	Districtostura Ltda	Textile Working Machinery	152,122.61
	First Export Credit Inc	Receiver, Global Positioning System (Gps)	150,245.00
	Integrar Sa	Computer Hardware Or Software Rental And/Or Lease	139,552.36
	Les Systemes Geomatiques Dvp Inc.	System Installation	128,350.00
	Colsof Colombiana De Software Y Hardware	Personal Computers	123,952.02
	Union Temporal Msl Ltda Linalca S A	Computer Hardware Or Software Rental And/Or Lease	119,503.43
	Union Temporal Msl Ltda Linalca S A	Computer Hardware Or Software Rental And/Or Lease	119,503.43
	Plaza & Janes Editores Colombia S.a.	Textbooks Educational	119,127.16
	Vision Software Sa	Software Application Packages	101,638.88
	Topcon America Corp	Receiver, Global Positioning System (Gps)	99,901.00
	Digiware De Colombia & Cia Ltda	Computer Security	98,323.45
	Digiware De Colombia & Cia Ltda	Computer Security	98,323.45
	ProciBemética	Servers	97,990.20
	Branch Of Microsoft Colombia Inc	Software Applications, Special Purpose	89,325.00
	Archivos Funcionales Y Oficinas	Office Furniture	88,782.38
	Vexcel Corporation	Scanner	87,820.00
	Informatica Datapoint De Colombia Ltda.	Hard Disks	87,544.36
	Atlas Ingenieria	System Installation	85,805.23
	Ibm De Colombia Sa	Storage	78,335.00
	Integrar Sa	Computer Hardware Or Software Rental And/Or Lease	76,567.00
	Ingenieria Comercial Electronica Y	Storage Power	76,450.56
	Soluciones Educativas	Desks, School	73,080.00
	Ajc Soluciones Informaticas	Software Application Packages	64,728.00
	Distribuidora Y Editora Aguilar Altea, Taurus, Alfaguara S.a.	Textbooks Educational	63,826.50
	Branch Of Microsoft Colombia Inc	Software Applications, Special Purpose	59,550.00
	Educar Editores S.a.	Textbooks Educational	58,889.21
	Newnet Sa	Circuit Switching Systems	58,350.90

**National Execution: Major equipment ordered during 2005  
(Individual Orders of USD of 30,000 or more)**

Country of Procurement	Name of supplier	Description of goods (equipment)	Cost of order US dollars
<b>Colombia cont.</b>			
	Ajc Soluciones Informaticas	Software,Computer Including	57,890.76
	Newnet Sa	Epd/Data Cabling And Installation	54,506.16
	Archivos Funcionales Y Oficinas Eficientes Zzetta Ltda	Office Furniture	54,380.00
	First Export Credit Inc	Receiver, Global Positioning System (Gps)	48,610.00
	Unión Temporal Fupac	Epd/Data Cabling And Installation	47,548.00
	Gruas Y Equipos	Mini Chargers	46,700.00
	Les Systemes Geomatiques Dvp Inc.	System Installation	41,817.00
	Latinoamericana De Business Intelligence	Software Applications, Special Purpose	40,719.21
	Procalculo - Prosis Sa	Receiver, Global Positioning System (Gps)	38,879.69
	Visiontech Colombia S.a.	70% Saldo Contrato Po 000000257	37,858.17
	Energysaire Sa	Air Conditioner	37,441.74
	Oracle Colombia Ltda	Software Application Packages	35,473.42
	Informatica Datapoint De Colombia Ltda	Computers, Laptop/Notebook	34,861.53
	Geosystem Ingenieria Ltda	Receiver, Global Positioning System (Gps)	34,241.09
	Newnet Sa	Routers	32,781.43
	Topoequipos Sa	Receiver, Global Positioning System (Gps)	30,925.87
	Tecnocomp	Personal Computers	30,839.29
	Tecnocomp	Printers, Scanners	30,540.00
	Luis Carlos Parra Gonzalez	Computers, Laptop/Notebook	30,469.01
<b>Costa Rica</b>			
	Sistemas Y Procesos De Filtracion S. A.	13865-7-8-9-14166-113parrita F	39,277.15
	Solutions Network S.a.	Inv.903 Purch Of Pc's Municipl	33,102.39
	La Costeña S.a.	5 Plastic 52" 4000 Feet Ticker	31,800.00
<b>Cote d'Ivoire</b>			
	Optique Instrumentale	Microscopes	79,599.68
	Farhat Freres	Motor Vehicles	32,255.89
<b>Denmark</b>			
	Iapso	Motor Vehicles And Spare Parts	3,006,081.00
	Thrane&Thrane A/S	Remote Channel Inits (Rcu)	960,457.00
	Gas-tech-energi-as	Heating Measurement	143,691.70
	Bukkehave	Vehicle	127,535.00
	Iapso	Vehicle	119,805.46
	Dan Office	It Equipment	46,205.31
	Dan Office	Computers + Accessories + Tv + Fax + Dvd Recorder	35,395.80
	Iapso	Véhicule Toyota Land Cruiser + Transport	33,560.30
	Toyota Gibraltar	Toyota Landcruiser	30,694.00
	Undp/iapso	TOYOTA LAND CRUISER STN WAGON (I UNIT)	34241.84
<b>Djibouti</b>			
	Etablissement Marill	Vehicule	33,333.00
<b>Dominican Republic</b>			
	Medison	Ecomotografos	95,500.00
	Cecomsa	Computer Equipment	53,739.13
<b>Ecuador</b>			
	Dlt Solutions	Oracle License + Support & Update	342,700.00
	Comware	Storage Unit	322,256.48
	Comware	2 Cpus, 2 Kit Sun, 6 Hard disks	100,755.20
	Sevendigital	Promotional Banners Buys 500	75,000.00
	Netrix Sa	Structured Wiring And Mains	59,959.81
	Provientio	Medicine	40,900.16
<b>Egypt</b>			
	Prosylob	Computers (70)	46,870.00
<b>El Salvador</b>			
	Jm Telcom, S.a. De C.v.	Computer Software	375,187.55
	Imberton Sa De Cv	Pharmaceuticals	207,470.00
	Cristiani Burkard, S.a. De C.v.	Agricultural	69,641.18
	Bristol	Pharmaceuticals	49,000.00
	Grupo Q El Salvador Sa De Cv	Vehicle	43,725.42
	D'Cons Sa De Cv	Furniture	36,675.21
<b>Eritrea</b>			
	Red Sea Trading Corporation	Computers	68,432.00
	Red Sea Trading Corporation	Printers	39,545.00
<b>Ethiopia</b>			
	Ecas Trading Pvt. Ltd. Co.	Computers & Fax Machine	63,305.00
<b>Finland</b>			
	Steerprop Ltd.	One Shipset Of Azimuth Propulsors	10,369,600.00
	Wartsila Finland Oy	One Shipset Of Gensets	4,475,500.00
	Wartsila Finland Oy	One Shipset Of Harbor Gensets And Additional Equipment For Main Engines	602,048.00
<b>France</b>			
	Cfao (Cps)	Vehicules	222,944.00
	Computer For Development	Ordinateurs	100,229.00
	E-business Distribution Peru S.a	Communication Equipment	93,605.07
	Shoven Arno	Electrical Analyzer	88,788.00
	Total Energie Snc	Communication Equipment	76,829.41
	Soicex	Equipement De Communication	29,664.68
<b>Gambia</b>			
	Cfao Gambia	Vehicle, Hard Top	34,981.91
<b>Germany</b>			
	Daimlerchrysler Ag	Fcb Spare Parts	143,217.00
	Ebinger	Detection Spars	80,587.20
	Heim Pharmaceuticals	Male Condoms	44,100.00
	Sick Maihak Gmbh	Dust Measurement System	39,642.00
	Ebinger Gmbh	Mine Detectors	38,030.12
<b>Gibraltar</b>			
	Toyota Gibraltar	Vehicles	83,603.52
	Toyota Gibraltar Ltd	Vehicles, All Terrain	77,583.56
	Toyota Gibraltar Ltd	Vehicles, All Terrain	34,050.00
	Toyota Gibraltar	Procurement Of Toyota Landcruiser	32,272.31
	Toyota Gibraltar Ltd	Vehicles, All Terrain	31,783.00
	Quantumnet Gambia Limited	Three Desktop Computers & Accesories	30,690.00

**National Execution: Major equipment ordered during 2005**  
(Individual Orders of USD of 30,000 or more)

Country of Procurement	Name of supplier	Description of goods (equipment)	Cost of order US dollars
<b>Guatemala</b>			
	Tecún, S.a.	Twenty Articulated Buses, For The Urban Service Transport To Be Used In Transmetro Project.	4,505,000.00
	Ofimática, S.a.	Computer Equipment For The Judicial Organism Of Guatemala	1,509,610.80
	Consorcio Sice Moyano	Suministros E Instalacion De Torres De Energia	1,500,910.62
	Central Motriz, S.a.	Procurement Of Vehicles For Ministry Of Public Health And Social Attendance	685,195.50
	Sistemas Y Telecomunicaciones, S.a.	Computer Equipment	648,657.34
	Electrónica Pan-americana, S.a.	Cabinets And Utp Cabling For The Judicial Organism Of Guatemala	512,544.00
	Canella, S.a.	Network Equipment For Judicial Organism	496,258.72
	Cofino Stahl Y Cia., S.a.	Vehicles For The Ministry Of Communications	214,870.04
	Canella, S.a.	External Storage Equipment	190,388.80
	Gbm De Guatemala, S.a.	Servers, Storage And Disaster Tolerance Equipment	187,539.79
	Canella, S.a.	Procurement Of Software For Integrated System	142,240.00
	Ipesa	Wireless Network For The Judicial Organism Of Guatemala	123,988.48
	Canella, S.a.	Computer Equipment	117,733.00
	Gbm De Guatemala, S.a.	Network Administration Software For The Judicial Organism Of Guatemala	106,770.96
	Sega	Computer Equipment For The Municipality Of Guatemala	75,879.62
	Sega	Servers And Computer Equipment For Judicial Organism	63,950.89
	Central Motriz, S.a.	Vehicles For Amsa	63,178.00
	Sistemas Y Telecomunicaciones, S.a.	Computer Equipment For The Demographic And Land Administration Project	61,814.18
	Stp, Computación	Computer Equipment For National Competition Program	52,437.42
	Inpro	Paving Of Parking Lot For The Ministry Of Agriculture	43,616.84
	Absa	Kit Of Sirens And Lights For The Ministry Of Communications	38,337.90
	Sega	Computer Equipment	36,697.44
	Autos Suzuki, S.a.	Motocicles For The National Program Of Resarcimiento	32,227.11
<b>Honduras</b>			
	Md Internacional	Medical Equipment	7,782,878.46
	Farinter	Medicine	5,012,159.35
	Drogueria Universal, S.a. De C.v.	Medicine	2,854,290.10
	Drogueria Hasther, S. De R.I.	Medicine	1,888,776.40
	Dromeinter	Medicine	1,844,690.09
	Sistemas Abiertos	Storage And Back Up System	1,408,489.11
	Industrias Contempo	External Plant Materials	1,354,460.47
	Eyl Comercial	Medicine	1,250,685.98
	Bayer De Honduras, S.a. De C.v.	Medicine	1,146,612.00
	Nacional De Ingenieros Electromecanica	Installation Of Aircondition And Power	1,052,971.41
	Drogueria Hasther, S. De R.I.	Medicine	971,752.05
	Corporacion Mandofer, S.a. De C.v.	Medicine	878,814.50
	Drogueria Universal, S.a. De C.v.	Medicine	867,370.00
	Laboratorios Internacionales, S. De R.I.	Medicine	864,349.71
	Laboratorios Finlay	Medicine	826,229.21
	Tecnologia Medica Avanzada, S. De R.I.	Medical Equipment	795,927.23
	Distribuciones Y Exportaciones, S. De R.I.	Medical Equipment	744,680.55
	Drogueria Laboratorio Y Distribuidora Americana	Medicine	701,314.55
	Eyl Comercial	Medicine	658,624.50
	Drogueria Torres Fiallos	Medicine	620,070.00
	Gbm De Honduras, S.a.	Administration And Servants	580,578.54
	Drogueria Farinter	Medicine	554,450.30
	Laboratorios Karnel	Medicine	506,273.72
	Drogueria Lopez, Laboratorios Lopez, S.a.	Medicine	493,643.49
	Drogueria Farinter	Medicine	455,264.00
	Drogueria Pharmed Sales	Medicine	443,387.50
	Mc Compania Farmaceutica	Medicine	428,674.44
	Drogueria Hilca	Medicine	394,826.00
	Distribuidora Comercial, S.a. (Dicos)	Medical Equipment	383,754.00
	New Mark Representaciones	20 Incubaters	338,460.00
	Drogueria Laboratorio Y Distribuidora Americana	Medicine	331,142.24
	Corporacion Mandofer, S.a. De C.v.	Medicine	310,128.81
	New Mark Representaciones	Medical Equipment	305,935.73
	Laboratorios Y Drogueria Hilca	Medicine	281,500.32
	Drogueria Universal, S.a. De C.v.	Medicine	278,853.45
	Phar Med Sales Honduras	Medicine	268,885.37
	Consorcio Lim-aspro	Administration And Servants	249,004.00
	Distribuidora De Equipos Medicos	Medical Equipment	239,400.00
	Drogueria Hilca	Medicine	221,260.00
	Bayer De Honduras, S.a. De C.v.	Medicine	217,809.00
	Telrad Networks Ltd.	Multiplexor And Analysis Of Phantom	199,482.97
	Drogueria Paysen, S.a. De C.v.	Medicine	198,560.00
	Decora	Metalic And Porcelene	195,240.00
	Imedical	Medicine	194,391.54
	Laboratorios Y Drogueria Hilca	Medicine	182,260.00
	Grupo Popa	Administration And Servants	172,701.14
	Siemens, S.a.	Central Telephones	166,550.00
	Corporacion Cefa, S.a. De C.v.	Medicine	165,180.00
	Drogueria Francesca, S. De R.I.	Medicine	157,116.25
	Distribuidora Comercial, S.a. (Dicos)	Medical Equipment	153,276.86
	Consorcio Lim-aspro	Administration And Servants	151,394.00
	Drogueria Pharma Internacional	Medicine	133,137.25
	Coserm (Cia. De Serv. Multiples)	Equipment	128,767.21
	Consorcio Lim-aspro	Administration And Servants	128,662.45
	Ccs De Honduras	Servants, Storage And Back Up System	123,802.00
	Corporacion Cefa, S.a. De C.v.	Medicine	123,736.80
	Laboratorios Andifar	Medicine	107,529.16
	Metal Vidrio	Sliding Windows	93,139.91
	Tarjetas Tecnicas, S.a. (Tecnica)	Prepago Card	91,000.00
	Arplan, S. De R.I. De C.v.	Equipment On Geografi Information	90,405.90
	Drogueria Rischbieth	Medicine	78,220.52
	Global Health Honduras	Stretchers Emergency	76,500.00
	Equipos Industriales	Construction	73,024.80
	Siemens, S.a.	Electricity	71,650.00
	Alfacom, S.a.	Tranceptor	69,899.04
	Laboratorios Gomez Andino	Medicine	66,879.72
	Inferra	Construction	64,872.00
	Gbm De Honduras, S.a.	Administration And Servants	64,120.02
	Polaris Internacional	Construction	52,479.00
	Gbm De Honduras, S.a.	Administration And Servants	47,790.99
	Alfa Comercial	Disposable Disinfectants And Articulos	47,610.39
	Indufesa Do It Center	Electrical Equipment	45,048.36
	Drogueria Paysen, S.a. De C.v.	Medicine	44,418.00
	Centromatic	Computer Equipment	44,029.00
	Drogueria Americana	Medicine	42,350.45
	Global Health Honduras	Food Transportation	42,120.00
	Incesa Standard	Sanitary Service	38,875.00
	Amanco	Laminates	37,687.20
	Centromatic	Microcomputer	36,455.00
	Equipos Y Controles	Factory Equipment	34,994.07
	Tacoma	Colchenetasq	34,042.06
	Autoexcel	Vehicle	32,775.42
	Alfa Comercial	Honeycombs	31,735.46
	Comercial Sulamyc, S.a.	Sewing Machine	31,497.62



**National Execution: Major equipment ordered during 2005  
(Individual Orders of USD of 30,000 or more)**

Country of Procurement	Name of supplier	Description of goods (equipment)	Cost of order US dollars
<b>India</b>			
	Rusan Pharma	Medicines	128,100.00
	Polycraft	Low/Medium Pressure Foam Dispensers	124,250.00
	Dell Asia Pacific Sdn	Procurement Of Dell Desktop	91,800.00
	M/S Pyramid Control Systems (P) Ltd.	Portable Process Control Automation System For Reheating Furnace	48,453.89
	Associated Business Computers	Procurement Of Hp Office	37,264.40
	Dell India Pvt. Ltd	Procurement Of Small Desktop	30,669.34
	R K Engineering Company (P)Ltd	Kirloskar 3 Kva/2.4kw Diesel	30,116.28
	Sanjay Diesels	Kirloskar 3 Kva/2.4kw Diesel	30,102.28
<b>Indonesia</b>			
	Mitrabiz Andalan Solusi	Equipment For Broadcasting Studio	703,771.00
<b>Iran (Islamic Republic of)</b>			
	Pars Khodro	Nissan Vehicles	134,000.00
<b>Ireland</b>			
	Sinowise Business Services Limited	Emc Storage	899,368.05
	Sinowise Business Services Limited	Emc Storage	128,481.15
<b>Italy</b>			
	Gtp Service S.r.l.	Automatic Recovery Recycling Recomaplus	242,238.00
	Euro Poliuretani S.a.s.	Low/Medium-pressure Variable Ratio Foam Dispensers	225,225.00
	Tecmac Srl	High Pressure Foam Dispensers	146,090.00
	Impianti Oms, Spa	High-pressure Polyurethane Foam Dispensers	118,500.00
	Saip, S.r.l.	High-pressure Polyurethane Foam Dispensers	107,060.00
	Galileo Tp Process Equipment Spa.	Refrigerant Charging And Evaluation Units, Vacuum Pumps And Hand-held Leak Detectors Of	92,801.00
	Sicplant	Aerosol Filling Equipment	82,505.00
	Oms Spa	High Pressure Foam Equipment	62,300.00
	Xinjiang Nongken Topsun International Trade Co., Ltd.	Nulelan Tractor	33,873.70
<b>Japan</b>			
	Hino	Volquetas	1,593,980.00
	Hino	Cisterns	827,500.00
	Nissan	Light trucks And Delivery trucks	769,000.00
	Toyota Motor Corporation	Motor vehicles and parts	292,737.91
	Nissan	15 Light trucks Doble Cabina	255,000.00
	Ever Joyce International Limited	Sony Equipment	226,067.00
	Toyota Motors	Land Cruiser	182,878.49
	Total Motor Mart	25 Motorcycles	154,494.55
	Lonestar Corporation	Gis, Computer	138,728.00
	Mitsui Automotriz S.a.	Vehicles	110,098.80
	Beijing Dizhitong Electron Science And Technology Limited	Canon Equipment	102,004.00
	Tianjin Tomorrow International Trading Co, Ltd.	Vehicle	93,500.00
	Concesionarios Autorizados Sac	Vehicles	76,200.00
	Toyota Motor Corporation	Toyota vehicles	65,831.06
	Total Motor Mart	2 Vehicles Toyota Hilux Double Cab Pickups	64,000.00
	Toyota Motor Corporation	1 Vehicle Toyota Land Cruiser Hard Top	63,500.00
	lapso	Vehicles	57,206.00
	3c Soluciones Integrales Sac	Computer Equipment	56,272.69
	J Gerber And Co (Japan) Ltd	Motorcycles	55,916.57
	Kokusai Link Co. Ltd.	Mitsubishi L200	49,522.12
	Dat & Net Del Peru Sa	Computer Equipment	47,910.99
	Toyota	Procurement Of Vehicles	42,974.00
	Toyota Motor Corporation	1 Toyota Land Cruiser	37,242.66
	Beijing Guanhua Glory Av System Integration Limited	Sony Equipment	34,951.00
	Toyota Motor Corporation	Toyota vehicles	34,094.50
	Toyota (lapso)	One 4wd Toyota	32,000.00
	Toyota Motor Corporation	Toyota Land Cruiser	31,307.41
	Total Motor Mart	1 Bus Toyota Coasta	31,112.54
<b>Kazakhstan</b>			
	Smc Plus Ltd.	Dog Kennels	94,800.00
	Private Entrepreneur Khudaikulov	Dog Training Equipment	32,800.00
<b>Kyrgyzstan</b>			
	Inter Alliance Ltd.	Office Equipment	52,560.00
<b>Lao P.D.R.</b>			
	Trans - Express Co., Ltd.	Air ticket Vientiane-Algerie-Vientiane	36,450.00
<b>Lebanon</b>			
	Sets And Mds Lebanon	Computer Hardware And Software	77,718.00
<b>Lesotho</b>			
	Nissan	White - Nissan X-trail	36,130.95
	Maseru Toyota	White - Toyota Hilux 2.5d Double Cab-4d 4x4 Srx	35,768.93
	Quadrant Computers	Hp Laserjet 4700n	35,612.50
<b>Madagascar</b>			
	Auto Diffusion	2 Toyota Hilux - Double Cabine - 2.8l Deluxe - Model 32 4x4	52,000.00
	Metchmad	21 Motos Suzuki 205 Cc	48,566.14
<b>Malawi</b>			
	lapso	Land Cruisers	738,448.00
<b>Malaysia</b>			
	Dell Asia Pacific Sdn	Computer And Its Assessories	36,207.00
<b>Maldives</b>			
	Apollo	Generators	32,000.00
<b>Mexico</b>			
	Applied Biosystems	Abi Prism 7500	63,032.46
	Districomp Ltda.	Tonner	41,100.00
<b>Moldova</b>			
	Av Macrocom	Desktops, Monitors, Software, All-in-one Solutions, Digital Camera, Printers, Faxes, Telephones	41,063.24
	Autodiamant Grup	Voyager Town & Country 2005	33,205.00
<b>Mongolia</b>			
	Ayanchin Outfitters Co., Ltd	Supply Of Scuba Diving Equipment	43,791.95
<b>Morocco</b>			
	Phototherm	400 Solar Water Heater	100,355.00
<b>Mozambique</b>			
	Various	N/A	1,027,570.00

**National Execution: Major equipment ordered during 2005  
(Individual Orders of USD of 30,000 or more)**

Country of Procurement	Name of supplier	Description of goods (equipment)	Cost of order US dollars
<b>Nepal</b>	Lal Sahu Distribution	Computers	52,500.00
<b>Netherlands</b>	Ida	Arv Drugs	788,465.00
	Ida	Arv Drugs	788,229.00
	International Dispensary Association	Pharmaceuticals	410,444.30
	Unicorn Bv	Refrigerant Charging And Evacuation Units	140,438.00
	Ida Foundation	Arv Medicines	138,337.58
	Ida Foundation	Arv Medicines	77,133.08
	Ida	Syringes	74,066.00
	Intermotive	Véhicule Toyota	35,213.26
<b>Nicaragua</b>	Laundry Express	Suministros E Instalacion De Equipo De Lavanderia	200,871.48
	Evomensa Y/O Mario E. Gomez	Construction Materials	140,483.00
<b>Niger</b>	Elhadj Younsah	Equipement Radios Communautaires	86,080.00
	Kanf-electronic	1 Video Retroprojecteurs	71,567.00
	Elhadj Issoufou Garba	Réhabilitation Salles Informatiques	44,390.00
	Elhadj Issa Abdou	Moulins À Grains	33,537.00
<b>Norway</b>	Aker Kvaerner Power And Automation Systems As	One Shipset Of Electrical Propulsion Package	6,914,172.00
	Kongsberg Maritime As	Marine Laboratory Equipment	579,677.00
<b>Pakistan</b>	Imtcl	Procurement Of Thuraya Phone For Different Offices	73,182.00
	Itochu Corporation	Procurement Of Seven Vehicles For Gms Project	61,934.00
	lpsco	Procurement Of Vehicles For Musalihat Anjuman Project	33,487.00
<b>Paraguay</b>	Parasoft S.r.l.	Computer Equipment	182,823.00
	O.t.c. S.a.	Computer Equipment	138,570.00
	Oficina Tecnica Comercial	Computer Equipment	89,900.00
	Excelsis S.a.c.i.g.	Computer Equipment	78,608.00
	Dell World Trade	Computer Equipment	74,508.00
	Paraguay Lacteos	Dust Milk	73,765.42
	Parasoft	Computer Equipment	60,620.00
	Dell World Trade	Computer Equipment	60,320.00
	Dell World Trade	Computer Equipment	46,600.00
	Datalab	Computer Equipment	44,856.00
	Tecnoplan S.r.l.	Computer Equipment	40,181.77
	Global Trading S.r.l.	Computer Equipment	37,860.00
	Dell World Trade	Computer Equipment	36,991.50
	Global Trading S.r.l.	Computer Equipment	36,069.00
<b>Portugal</b>	Andremo	Information Technology Equipment	65,938.00
	Intraco Africa Ltda	Generator 200 Kvas	42,620.00
<b>Romania</b>	Asociatia Scafandrilor Prof. Carpatica Sa.	Rescue Boats For Floods	100,000.00
<b>Russian Federation</b>	Fsue "Rnii Kp"	Equipment For The Modernization Of The Command-measurement System "Kashtan"	537,343.00
	"Christmas M" Company	Laboratory Equipment	256,350.00
	Marine Complexes & Systems Ltd	Equipment For Regional System On Marine Safety (Rsms) In The Eastern Part Of The Gulf Of	133,200.00
	"Cti" Ooo	Office \$ Computer Equipment	77,684.50
	Exo-eksport	Procurement Of Uaz Vehicles	41,124.00
<b>Rwanda</b>	Ets Rubangura P & Fils	Generators	85,470.00
	Akagera Motors S.a.r.l	Vehicle (Land Cruiser)	36,500.00
<b>Senegal</b>	Sermon Lavo	Radio Communication	60,000.00
<b>Singapore</b>	Digital China Technology Limited	Hp Printer	236,269.00
	Hewlett-packard	Ict Equipments	52,245.00
<b>Slovakia</b>	Way Industry	Mechanical Demining Machine	279,071.00
<b>South Africa</b>	Two Oceans Marine Manufacturing C.c.	Boat For Research And Study Missions	231,838.00
	Planson International Corporation	50 Computers, Hardware And Software	85,700.00
	Autoworld (Pvt) Limited	2 Vehicles Isuzu Kb250, 1 Vehicle Isuzu Kb 300	66,000.00
	Datapro	Pc Peripherals / Equipment	56,352.00
	Daeta International	16 Printers, Portable	52,200.00
	Autoworld (Pvt) Limited	4 Vehicles Toyota All Terrain Trucks	47,500.00
	Daeta International	Treadle Pumps	31,168.00
<b>Spain</b>	Icuatro	Medical Equipment	2,540,695.58
	Toyota Gibraltar	Vehicles - Toyota Hilux	180,000.00
	Toyota Gibraltar	Toyota Landcruiser	82,000.00
<b>Sweden</b>	Q-matic Sweden Ab	Electronic Computers And Data	665,554.08
	Emheart	Golb Monitoring	500,000.00
	Alfa Laval Tumba Ab	One Shipset Of Separators And Fresh Water Generators	196,500.00
	Roundo	Flanging Machine	130,000.00
	Maquinaria Nacional S.a. - Peru	Vehicles	75,365.00
<b>Switzerland</b>	Abb Switzerland Ltd.	Gis	6,223,776.00
	F. Hoffman-la Roche	Arv Medicines	49,812.00
<b>Taiwan</b>	She Hong Hartford	Cnc Machine	40,000.00
<b>Tajikistan</b>	Trading Center Mercuri-d	Compuer Equipment	33,299.00

**National Execution: Major equipment ordered during 2005  
(Individual Orders of USD of 30,000 or more)**

Country of Procurement	Name of supplier	Description of goods (equipment)	Cost of order US dollars
<b>Turkey</b>			
	Teknik Atılım	Equipment And Plastik Cards For Social Insurance Center	264,262.00
	Erchelik Mobilya	Archive Equipment	187,041.00
	Yalchin Dorse Damper	Trailer	57,000.00
	Rasco International	Light Steel Buildings	39,600.00
	Koluman	Mercedes Vito Vehicle	35,150.00
<b>U.A.E</b>			
	Mgt Group	Vehicle	44,235.00
	Pcp International	It Hardware	32,620.00
<b>Uganda</b>			
	Undp/lapso	Toyota Land Cruiser Strn Wagon (1 Unit)	33,211.00
<b>Ukraine</b>			
	Alfa-nt Co	Computer Equipment For Courts	330,587.68
<b>United Kingdom</b>			
	Transas Eurasia Ltd	Radio-electronic Marine Equipment	1,993,393.00
	Transas Eurasia Ltd	Marine Radar Equipment	1,793,349.00
	Transas Eurasia Ltd	Marine Radar Equipment	1,244,099.00
	Rapiscan Systems	Three X-ray Scanners	167,601.00
	Land Rover And Ford	2 Land Rover Defender Sw Rdi	46,730.00
	Skyestof Ltd.	Solid Waste Collection Trucks	44,500.00
<b>Uruguay</b>			
	Paldir S.a.	Hardware	91,488.00
	Abacus S.a.	Hardware	79,612.50
	Alsur S.a.	Psychomotricity Items	63,161.00
	American Products S.a.	Mattress	59,838.00
	Metalurgica Del Este Ltda.	Tables, Chairs, Blackboards, Mirrors, Wood Boxes	59,032.00
<b>U.S.A.</b>			
	Futong Technology (Hk) Company Ltd.	Ibm Servers	5,320,000.00
	Digital China Advanced Systems Limited	Router And Switch	1,925,954.07
	Dimexa Soluciones Integrales S.a.c.	Computer Equipment	1,624,059.85
	Varios Componentes Se Adjunta Detalle	Plataforma De Comunicaciones	1,511,050.17
	Hewlett Packard Latin America	Personal Computers	765,671.36
	Nikoyo Hk Limited	Cisco Router And Switch	680,669.00
	Ibm Del Peru S A C	Computer Equipment	656,214.43
	Topworld Technology Development Limited	Ibm Storage	624,069.48
	Narda, Icom, Meger	Equipos De Medición Y Periféricos Para El Espectro Electromagnético	522,770.93
	Ibm Corp.	Storage	506,212.54
	Comware	Equipos De Computacion	491,703.56
	Comware	Equipos De Computacion	491,703.56
	Dell	Computadoras Dell	307,423.57
	Ibm Corp.	Adquisición E Instalación Del Hardware Y Software Base	265,226.60
	A-dec	Dental Equipment	264,504.00
	Microsoft Corporation	Software Licenses	238,727.00
	Varian	Opcion Tomografia Computarizada	231,000.00
	Abm Worldwide Technologies	Procurement Of It Equipment	191,308.00
	International Information Products (Shenzhen) Co., Ltd.	Thinkcenter Computer	183,682.50
	Goals Sa	Computer Equipment	180,400.13
	Abm Worldwide Technologies	Procurement Of It Equipment	164,143.00
	Dell World Trade	Computer Equipment	163,646.00
	Dell World Trade	Computer Equipment	163,646.00
	Digital China Advanced Systems Limited	Module For The Switch	131,414.40
	Hewlett Packard	De 50 Computadoras De Escritorio Y 1 Computador Lap Top - Vigilancia Epidemiológica -	123,778.50
	Hewlett Packard Peru S.r.l.	Communication Equipment	118,637.72
	Micro Advance Computer S A	Computer Equipment	117,714.80
	Dlt Solutions	Software Application Packages	100,650.00
	Quality Marketing & Promotions	Video Equipment	99,170.00
	Quality Marketing & Promotions	Video Equipment	99,170.00
	Cznet Lic	Computer Equipment And Accessories	96,705.00
	Hewlett Packard	Impresoras - Digital Sender	94,080.26
	Compact - Dell	Computers	89,000.00
	GI Communications	Sistema De Cobertura Y Evaluación De Calidad De Redes Móviles Celulares Y Pc's	88,984.00
	Cibernética Y Computacion Sac	Computer Equipment	87,379.29
	Dell World Trade	Computer Equipment	86,545.00
	Dell World Trade	Computer Equipment	86,545.00
	Etek International	Edp Equipment/Machinery	83,834.00
	International Information Products (Shenzhen) Co., Ltd. Fu Tian Branch	Thinkpad Laptop	78,200.00
	Dell World Trade L.p.	Computer Equipment	68,817.92
	Consite Sac	Software	66,128.18
	Quality Marketing & Promotions	Computer Equipment	63,656.38
	Quality Marketing & Promotions	Computer Equipment	63,656.38
	Macro Hardware Eirl	Computer Equipment	63,095.82
	Herbertech	Equipos Wifi	59,687.51
	Herbertech	Equipos Wifi	59,687.51
	Computadoras Y Redes Srl	Computer Equipment	55,486.51
	Perkin Elmer Inc.	Cromatography Equipment	54,933.00
	Varian	Puerta Blindada Para Bunker	54,699.00
	Arj-med	Microscopes	54,411.00
	Abm Worldwide Technologies	Procurement Of It Equipment	52,447.00
	Profile Consulting Group Sa	Software	52,238.62
	Wooler Ltd	Vehicles	48,680.00
	Geocom Uruguay S.a.	Software & Hardware	47,073.00
	Cartek Group Inc.	20 Recicle Machinery	46,823.40
	Beijing Jyd Science And Technology Developmnt Co., Ltd.	Ibm Server	46,576.34
	Cosapi Data Sa	Software	42,463.71
	Beijing Rong Tong Technology Co., Ltd.	Nortel Switch	42,252.00
	Fdn Holdings	Procurement Of It Equipment	42,157.20
	Sebra	Camillas De Donación Para Campañas Móviles Y Balanzas Monitoras De Sangre	41,340.00
	Storagedata Sac	Computer Equipment	41,054.26
	St Sereco S.a.c.	Computer Equipment	40,844.01
	Global Science & Technology	Gst Directmet Goes-gvar System	38,310.00
	Quality Marketing & Promotions	Computer Equipment	37,358.83
	Quality Marketing & Promotions	Computer Equipment	37,358.83
	Infolink Ltda	Computer Equipment	37,133.61
	3m Peru S A	Audio - Visual Equipment	36,137.86
	Beijing Starcentury Technology Developmnt Co., Ltd.	Ibm Server	34,273.00
	Emircom	Routers And Switches	34,153.00
	Softcom Llc	Procurement Of Toyota Landcruiser	33,000.00
	Systems Support & Services S A	Computer Equipment	32,165.70
	Hilltown Llc	Procurement Of Pharmaceutical Products	31,682.00
<b>Uzbekistan</b>			
	Jsc "Uzavtotechkhizmat" Company	Procurement Of 7 Daewoo Damas Vehicles	61,273.00
	Qurilishgelioservis	Procurement And Installation Of Solar Panels	36,200.00

**National Execution: Major equipment ordered during 2005  
(Individual Orders of USD of 30,000 or more)**

Country of Procurement	Name of supplier	Description of goods (equipment)	Cost of order US dollars
<b>Venezuela</b>			
	Sejiro Yazawa Iwai C.a.	Medical Equipment	4,111,157.68
	Intr3s Venezuela	Equipment For Reading Optica	1,172,243.45
	Intr3s Venezuela	Equipment For Reading Optica	1,172,243.45
	Wincor Nixdorf	Computer Equipment	991,500.00
	Wincor Nixdorf	Computer Equipment	991,500.00
	Sistemas Mpc	Computer Equipment	542,824.94
	Sistemas Mpc	Computer Equipment	542,824.94
	Propixel	Computer Equipment	204,096.00
	Propixel	Computer Equipment	204,096.00
	Openlink	Network Equipment	200,523.00
	Openlink	Network Equipment	200,523.00
	Propixel	Computer Equipment	156,432.00
	Propixel	Computer Equipment	156,432.00
	Openlink	Network Equipment	121,992.00
	Openlink	Network Equipment	121,992.00
	Sejiro Yazawa Iwai C.a.	Equipment Of Laparoscopia And Medical Systems	112,900.00
	Damovo	Network Equipment	100,392.00
	Damovo	Network Equipment	100,392.00
	Mega Import Supply	Lanchas	69,334.13
	Mega Import Supply	Lanchas	69,334.13
	Propixel	Computer Equipment	67,694.00
	Propixel	Computer Equipment	67,694.00
	Eniac	Computer License	64,846.44
	Eniac	Computer License	64,846.44
	Corporacion Ars	Computer Equipment	61,131.66
	Corporacion Ars	Computer Equipment	61,131.66
	Corporacion Internacional De Tecnologia	Computer Equipment	41,249.50
	Corporacion Internacional De Tecnologia	Computer Equipment	41,249.50
	Propixel	Computer Equipment	37,647.00
	Propixel	Computer Equipment	37,647.00
	Cambroven	Computer Equipment	34,893.62
	Cambroven	Computer Equipment	34,893.62
	Sejiro Yazawa Iwai C.a.	Electrocardiografos	34,740.00
<b>Yemen</b>			
	Cew	It	91,194.00
<b>Yugoslavia</b>			
	Product Doo	Construction And Engineering	277,331.00
	Tehnoprom Doo	Construction And Engineering	257,727.00
	Saba Belca Presevo	Construction And Engineering	237,674.00
	Doo Lindi	Construction And Engineering	208,216.78
	Sz Kooperativa Stan	Construction And Engineering	143,717.49
	Tehno-invest Vranje	Construction And Engineering	129,238.00
	Jugogradnja D.o.o. Bojnik	Construction And Engineering	100,434.00
	Pzp Vranje	Construction And Engineering	82,823.00
	Tempo Vranje	Construction And Engineering	82,545.00
	Gip Mehanizacija	Construction And Engineering	80,617.00
	Creto D.o.o.	Construction And Engineering	76,052.00
	Crna Trava A.d	Construction And Engineering	73,871.00
	Doo Atom	Construction And Engineering	68,135.00
	Doo Neimar	Construction And Engineering	68,118.00
	Ad Mehanizacija Vlasotince	Construction And Engineering	64,800.00
	Elba Bujanovac	Construction And Engineering	62,338.00
	Jp Vodovod Vranje	Construction And Engineering	61,632.00
	Elektrouniverzal Krusevac	Construction And Engineering	59,659.48
	Energosistem Coguric	Construction And Engineering	53,926.00
	Jp Usluga Bosilegrad	Construction And Engineering	47,893.00
	Fortuna D.o.o.	Construction And Engineering	46,102.00
	Signalizacija Nis	Construction And Engineering	40,116.00
	Noveco Doo	Construction And Engineering	38,774.00
	Doo Tehnogradnja	Construction And Engineering	38,698.00
	Fortuna D.o.o.	Construction And Engineering	38,055.00
	Upp Euro Group Nis	Construction And Engineering	37,088.40
	Doo Megatrend	Construction And Engineering	36,852.90
	Jp Elektro Kosmet	Construction And Engineering	34,904.00
	Morava Komerc	Construction And Engineering	33,128.00
	Doo Konveks	Construction And Engineering	32,322.00
	Grifon Vranje	Construction And Engineering	31,352.00
<b>Viet Nam</b>			
	Cmc	Newsroom System	190,800.00
	Tecapno	Office Equipment	62,612.00



**National Execution: Major Contracts for services placed during 2005**  
(Individual Contracts of USD 30,000 or more)

Country	Description of services	Name of subcontractor	Cost of contract US dollars
<b>Bulgaria cont.</b>			
	Construction and Assembly Works	Aldo Ood	71,471.85
	Construction and Assembly Works	Internacional - Miro Eood	71,446.26
	Construction and Assembly Works	Ronikolor Eood	70,394.93
	Construction and Assembly Works	Et "Ivan Dobrev"	69,771.38
	Construction and Assembly Works	Statema Ood	69,451.64
	Construction and Assembly Works	Monolit - T Ood - Tryavna	69,389.63
	Construction and Assembly Works	Viiom Ood	69,343.77
	Construction and Assembly Works	Komplekstroi - Usta Gencho Ad	69,136.75
	Construction and Assembly Works	Putno Podurjane - Sandanski Eood	68,215.46
	Construction and Assembly Works	Transingeneering Ood	68,014.81
	Construction and Assembly Works	Et "Vyara Nenova - Evi I Beti"	67,512.33
	Construction and Assembly Works	Poan _ 90 Ood	67,445.70
	Construction and Assembly Works	Svetlima Eood - Pleven	67,357.12
	Construction and Assembly Works	Zara 997 Ood	67,152.48
	Construction and Assembly Works	Zara 997 Ood	67,152.48
	Construction and Assembly Works	Enemona Ad	66,017.93
	Construction and Assembly Works	Stroinvest Ood - Russe	65,872.89
	Construction and Assembly Works	U Es Kompaniya Ood	64,955.17
	Construction and Assembly Works	Et "Limo - Sasho Subev"	64,793.52
	Construction and Assembly Works	Sokom Ood	63,934.09
	Construction and Assembly Works	Sd Nikom - 90- Marinovi	63,549.76
	Construction and Assembly Works	Sibi Stroi Eood	63,463.76
	Construction and Assembly Works	Energomotaj Ood - Kozlodui	62,446.79
	Construction and Assembly Works	Et "Ekoart Ingeneering" - Burgas	62,415.88
	Construction and Assembly Works	Energomotaj Ood - Kozlodui	61,888.40
	Construction and Assembly Works	Alfatex - L Ead	61,875.76
	Construction company	Domostroitel - Karlovo Ad	61,821.40
	Construction and Assembly Works	Monolit Ood	61,782.64
	Construction and Assembly Works	Agrogrup Ekzakt Ood	61,481.64
	Construction and Assembly Works	Beton Eood - Sandanski	61,368.53
	Construction and Assembly Works	Et "Gabro - Angel Ivanov"	60,158.63
	Construction and Assembly Works	Et "Proektstroil - P. Petrov"	59,987.26
	Construction and Assembly Works	Tips Ood	59,946.14
	Construction and Assembly Works	Injstroi Eood	59,820.60
	Construction and Assembly Works	Di Es Stroi Ood	59,700.64
	Construction and Assembly Works	Di Es Stroi Ood	59,700.64
	Construction and Assembly Works	Komplekstroi - Usta Gencho Ad	59,652.67
	Construction and Assembly Works	Abv _ Russe Ood	59,402.68
	Construction and Assembly Works	Et "Stefan Zaimov"	58,915.87
	Construction and Assembly Works	Restavratsia 02 Ood	58,603.02
	Construction and Assembly Works	Green Market Eood	58,334.28
	Construction and Assembly Works	Si Es Build Eood	57,894.01
	Construction and Assembly Works	Zornica - M Eood	57,673.45
	Construction and Assembly Works	Enemona Ad	57,392.81
	Construction and Assembly Works	Elit - Mx Eood	57,225.38
	Construction and Assembly Works	Kbjis - 96 Ood - Russe	57,143.81
	Construction and Assembly Works	Chervenkov -66 Eood	56,706.00
	Construction and Assembly Works	Et "Oniks - Hristo Hristov"	56,637.49
	Construction and Assembly Works	Alfa - C Eood	56,575.18
	Construction and Assembly Works	Smk Eood	56,238.76
	Construction and Assembly Works	Daniela Eood	55,881.88
	Construction and Assembly Works	Lazareta Ood	55,277.21
	Construction and Assembly Works	Sd "Berko -90 - Berkovski I Sie"	54,798.23
	Construction and Assembly Works	Zapryanovi 03 Eood	54,426.79
	Construction and Assembly Works	Dimas Ad	53,836.12
	Construction and Assembly Works	Unimeks Ood	53,702.43
	Construction and Assembly Works	Sp Konsult Eood	53,570.16
	Construction and Assembly Works	Nife Eood	53,565.93
	Construction and Assembly Works	Emu Ad	53,361.83
	Construction and Assembly Works	Et Sisi - Ivailo Tzonev	53,101.94
	Construction and Assembly Works	Et "Ri Build - Rumyana Mitova"	53,076.32
	Construction and Assembly Works	Ivas 01 Eood	52,893.00
	Construction and Assembly Works	Sibi Stroi Eood	52,840.67
	Construction and Assembly Works	Restavratsia 02 Ood	52,839.11
	Construction and Assembly Works	Et "Kali Djeferski - 91"	52,526.46
	Construction and Assembly Works	Et "Ronikolor - Dimitur Kurtev"	52,494.41
	Construction and Assembly Works	Bks Eood	51,578.85
	Construction and Assembly Works	Kurortno Stroitelstvio Ood	51,414.68
	Construction and Assembly Works	Broks - 98 Ood	51,239.48
	Construction and Assembly Works	Levski Sport Ingeneering Eood	51,128.01
	Construction and Assembly Works	Marsen Ood - Pleven	51,100.82
	Construction and Assembly Works	Rol Eood	50,848.66
	Construction and Assembly Works	Restavratsia Sofia Ead	50,545.99
	Construction and Assembly Works	Interstroi Grup Ood	50,425.87
	Construction and Assembly Works	Statema Ood	49,975.94
	Construction and Assembly Works	Stroiproektkonsult Ood	49,776.56
	Construction and Assembly Works	Et "3 M - Kiril Stoitsov"	49,409.46
	Construction and Assembly Works	Ronikolor Eood	49,347.29
	Construction and Assembly Works	Polistroi Ood	48,956.21
	Construction and Assembly Works	Et "Rosenstroi - Rosen Georgiev"	47,690.18
	Construction and Assembly Works	Evroplam Ood	47,248.32
	Construction and Assembly Works	Perfetostroi Eood	46,990.88
	Construction and Assembly Works	Arist Ood	46,343.81
	Construction and Assembly Works	Evroplam Ood	45,668.47
	Construction and Assembly Works	Statema Ood	45,541.39
	Construction and Assembly Works	Et "Gigata 98 - Georgi Milev"	45,387.46
	Construction and Assembly Works	Chervenkov -66 Eood	45,180.83
	Internet Provision	Telecom Partners Network Ood	44,910.73
	Construction and Assembly Works	Chervenkov -66 Eood	44,824.83
	Construction and Assembly Works	Daniela Eood	44,711.03
	Construction and Assembly Works	Petko Minchev Eood	44,691.48
	Construction and Assembly Works	Triada Injenering Ood	43,988.48
	Construction and Assembly Works	Pirs - D Ood	43,653.26
	Construction and Assembly Works	Lisets Eood - Omurtag	42,779.04
	Construction and Assembly Works	Et " Abc - Angel Staikov"	42,157.92
	Construction and Assembly Works	Sd "Garant - Totel I Sie" - Tryavna	42,009.73
	Construction and Assembly Works	Smk Eood	41,675.69
	Construction and Assembly Works	Putno Podurjane - Sandanski Eood	41,667.67
	Construction and Assembly Works	Et "Angi - Yanko Asenov"	41,241.69
	Construction and Assembly Works	"Elit - Mx" Eood	40,704.45
	Construction and Assembly Works	Gaidarov 75	40,179.47
	Construction and Assembly Works	Stroitel Eood	40,049.66
	Construction and Assembly Works	Smf Bbs Ood	40,002.95
	Construction and Assembly Works	Sd "Restavraciya I Konservaciya" - Gabrovo	39,759.93
	Construction and Assembly Works	Konsult Deko Ood	39,703.28
	Construction and Assembly Works	Brelca Eood	39,474.33
	Construction and Assembly Works	Opal 94 Ad	39,057.96
	Construction and Assembly Works	Nikstroi - 2001 Eood	39,008.07
	Construction and Assembly Works	Gaidarov 75	38,559.71

**National Execution: Major Contracts for services placed during 2005**  
(Individual Contracts of USD 30,000 or more)

Country	Description of services	Name of subcontractor	Cost of contract US dollars
<b>Bulgaria cont.</b>			
	Construction and Assembly Works	Svetlima Eood - Pleven	38,553.51
	Provision of social services	Social Assistance Directorate In Veliko Tarnovo Municipality	38,421.12
	Construction and Assembly Works	Zadgranicno Stroitestvo Ood	38,300.73
	Construction and Assembly Works	Zara 997 Ood	37,843.95
	Supervision services on Construction of Additional Water Supply System to Omurtag from Yastrebnio Dam	Snik Eood	37,578.42
	Construction and Assembly Works	Sd "Restavraciya I Konservaciya" - Gabrovo	36,925.38
	Construction and Assembly Works	Et "Ognyan Nikolov - Pegas"	36,876.53
	Construction and Assembly Works	Et "Stroiremont - Yurgo Yurgov"	36,335.51
	Construction company	Zavodski Stroejji - Kozloduy Ad	36,083.71
	Construction and Assembly Works	Kbjis - 96 Ood - Russe	36,046.62
	Construction and Assembly Works	Skut Ood	35,294.49
	Construction and Assembly Works	Eksim Eood	34,460.54
	Construction and Assembly Works	Et "Iztok - Ilievski - M"	34,344.94
	Construction and Assembly Works	Et "Georgi Chaushev- Dolstroj"	34,196.43
	Construction and Assembly Works	Paralel 60 Eood	33,434.41
	Construction and Assembly Works	Adi Komers Ood	33,259.48
	Construction and Assembly Works	Et "Sp - 90 - Vencislav Petrov"	33,154.32
	Construction and Assembly Works	Nova - 7 Ood	33,063.73
	Construction and Assembly Works	Evrobuid Ood	32,715.89
	Construction and Assembly Works	Et "Dilyana - G.georgiev"	32,696.42
	Construction and Assembly Works	Vodno Stroitestvo 2000 Ad Pleven	32,137.32
	Construction and Assembly Works	Blagoustroyavane Eood	31,757.64
	Construction and Assembly Works	Et "Elit _ Emil Kostov"	31,250.00
	Construction and Assembly Works	Bilder Ood	31,247.09
	Construction and Assembly Works	Et "Joanna - Sofka Chernaeva"	31,185.96
	Construction and Assembly Works	Et "Danov - Sonya Bogomilova"	31,180.38
	Construction and Assembly Works	Sd "Sikom Plyus - Panchev I Sie"	31,097.94
	Construction and Assembly Works	Konvekt Ood	31,048.18
	Construction and Assembly Works	Et "Stalin Nikolov Avramov"	31,046.71
	Construction and Assembly Works	Et "Proektstroj - Sht50 - Shteryo Nikolov"	31,020.28
	Construction and Assembly Works	Et "Georgi Benin"	31,020.23
	Construction and Assembly Works	Et "Povatsi - Angel Velikov"	30,939.27
	Construction and Assembly Works	Atanasovi Ood	30,938.06
	Construction and Assembly Works	Lusi - D- Dikstroj Eood	30,911.55
	Construction and Assembly Works	Et "Varosha - Iordan Iliev"	30,864.96
	Construction and Assembly Works	Et "Vulchevi Vraca - Iordan Vulchev"	30,768.27
	Construction and Assembly Works	Ber Ood	30,751.29
	Construction and Assembly Works	Et "Favorit - H - H,Rsto Atanasov"	30,725.85
	Construction and Assembly Works	Et "Eli - Elena Pandova"	30,665.69
	Construction and Assembly Works	Et "Ivan Takev"	30,639.29
<b>Cambodia</b>			
	Implementation of the conflict Prevention in Cambodia Election	Cambodia Development Resource Institute	343,870.00
	Biodiversity Monitoring and management for Tonle Sap	Wildlife Conservation Society Cambodia Program (WCS)	280,152.00
	Conduct of Youth Forum	Vbnk	92,650.00
<b>Canada</b>			
	Consultancy	Rfi	210,000.00
	Technical training services	Solmers Inc	39,935.90
<b>Czech Republic</b>			
	Preparation Of 2 Workshops And 3 Study Tours Within Czech Trust Fund	Educon	90,000.00
	Cost-effective Energy Efficient Reconstruction And Design – Bosnia And Herz. And Other Balkan Countries	Seven	74,100.00
	Preparation Of Training, Study Tour And Workshop Within Czech Trust Fund	Toder	61,000.00
	Workshop On Hiv/Aids	Amepra	33,989.00
	Creation Of The Hiv/Aids Save Transit Czech-zakarpatian Space	Cepros	33,270.00
	Fostering Innovations And Improvements In The Local Government Sector In Serbia	Mepco	30,430.00
<b>Chile</b>			
	Consultancy	Diseño y Evaluación de Soluciones de Movilidad y Accesibilidad para la	448,095.00
	Evaluation	Sociedad de Gestión Ambiental Ltda.	333,595.00
	Project planning	Steer Davies Gleave	332,579.00
	Strategy from Consultant's office to the School for the Curricular Implementation in LEM Subsector	Universidad de Santiago	274,333.00
	Strategy from Consultant's office to the School for the Curricular Implementation in LEM Subsector of the	Universidad Alberto Hurtado	231,034.00
	Development of Field tests for the compared Evaluation of Technologies of bus for Santiago	Universidad de Chile	225,867.00
	Plan of Pursuit of the Program of Promotion to Use of the Bicycle in the communes of Santiago, Providencia	Steer Davies Gleave	218,009.00
	Repoblamiento and Intensificac'ion of the use of the ground in the inner ring of Santiago	CIS-CEC-Gestión Ambiental Consultores	187,591.00
	Software License	Sagesa	174,180.00
	Evaluation Research	Dictuc S.A.	154,021.00
	Impact in the System of Urban Transport of the Trips with study intention Phase II	Steer Davies Gleave	153,846.00
	Technical Assistance	Pontificia Universidad Católica de Chile	144,828.00
	Sixth national drug Study in scholastic population of Chile of 8vo to 4to medio	Adimark Ltda.	137,931.00
	Technical Assistance	CIDE	134,483.00
	Technical Assistance	Corporación Educacional ORT	113,793.00
	Support to the Function of Information of the Presidency	Munchmeyer Consultores Ltda	86,207.00
	Technical Assistance	Fundación Chile	82,759.00
	Technical Assistance	Corporación PIIE	82,759.00
	Word Teach Inc.	Volunarios Angolparlates en Escuelas Criticas Y Liceos de Antofagasta	82,500.00
	Technical Assistance	R. Leiva y Cia. Ltda.	72,414.00
	Advances of the Governments of the Agreement in the scope of the Modernization of the State Administration	Inversiones y Gestión Ltda.	61,111.00
	Qualification in Local Management - Reminders and Recycling	Consultores Veintiuno Asociados	53,571.00
	Impact of the Chinese Economy on Chile and the Region	A & D Analisis y Desarrollo Ltda.	51,923.00
	Technical Assistance	Universidad Diego Portales	51,724.00
	New Challenges for Policies of Productive Promotion oriented to Micro and Pequeña company	Asesorías Feeley y Rivera Ltda.	51,724.00
	Technical Assistance	Equis Consultores Ltda.	51,724.00
	Consultant's office Units of Operation	Harcha & Bloomfield Economistas Asociados	43,049.00
	Survey of Public opinion for Report of Human Development 2006	Statcom Estadísticos Consultores Ltda	42,862.00
	Prmier production Forum of Access to Justice	Producciones Danubio Ltda.	38,839.00
	Evaluation Research	Puerto Consultores Ltda.	36,207.00
	Advances and Challenges for one decade and average of the Government of the Agreement	Corporación de Educación y Gestión Solidaria	34,483.00
	Evaluation Research	Proteus Consultores	32,937.00
	Development of Commercial Platform for Selected Products	Centro de Estudios del Desarrollo	32,276.00
	Sociocultural program of the Indigenous Population Rural Chilean	OBG Consultores Ltda.	31,034.00
	Evaluation Research	CIDERE V Región	31,034.00
	Scenes that influence in the indigenous confliction in Chile	Profusión Ltda.	31,034.00
	Productive, cultural and Educational Pertinencia in the Indigenous World	Inversiones y Gestión Ltda.	31,034.00
	Prediction and Analysis Parliamentary Elections 2005	Fundación Chile XXI	31,034.00
	Elaboration and Validation of Marco for the good supervision and standards of performance for the	Asesorías para el Desarrollo	30,000.00
<b>China</b>			
	service contract	MDF	45,435.00

**National Execution: Major Contracts for services placed during 2005**  
(Individual Contracts of USD 30,000 or more)

Country	Description of services	Name of subcontractor	Cost of contract US dollars
Colombia	Auditing	Consortio Bdo-consultoria Colombiana / Union Temporal Regalias	5,589,000.00
	Auditing	Union Temporal Interventorias 2005	2,303,486.00
	Construction	Ut Prabyo Ingenieros Ltda -solinoff Ltd	1,299,705.00
	Inter-industry relations	Union Temporal Soluciones Catastrales Y	1,076,400.00
	Construction	Consortio Famac De Panel Constructora	956,247.00
	Animal bovin others	Cgr Biotecnologia Reproductiva E U	702,197.28
	General repair of building	Union Temporal Piso 4 Y 10	655,483.00
	Maps, topographical	Procalculo - Prosis Sa	517,700.00
	Water treatment plant construction	Hidral Obras	493,650.00
	Construction	Ut Antonio Nariño	427,383.16
	Distance learning	Advanced Telesystem Research	415,060.00
	Study	Union Temporal Bdo-ccrp	373,766.17
	Geographical information system	Sigtech Ltda	367,231.19
	Auditing	Consortio Bdo Datum	351,397.72
	Agriculture	Federacion Nacional De Cafeteros De C/BI	314,034.28
	Construction credit	Consortio Latinvestco Galvis Villota	304,347.82
	Survey	Napoleon Franco & Cia	261,570.24
	Road network	Cal Y Mayor Y Asociados S.c.	252,888.43
	Partnership	Bahamon Asesores Asociados Ltda	218,420.55
	Pipeline construction work	Nestor Fernando Rozo Salgado	210,584.00
	Construction	Carmen Mariana Castrillon Acosta	203,071.58
	Dates	Estudios Cartograficos Ltda	192,885.96
	Evaluation research	Inecon Ingenieros Y Economistas Consult	191,000.00
	Research and Development	Global Technology Services Ltda	188,436.55
	Training, other	Universidad Autonoma De Bucaramanga	181,818.18
	Food processing industry	Fundacion Carvajal	180,415.34
	Social action	Corporacion Universitaria Minuto De Dios	172,117.24
	Evaluation research	Pricewaterhousecoopers Asesores Gerencia	169,134.48
	State property	Pricewaterhousecoopers Asesores Gerencia	156,827.79
	Digital signature authorization	Certicamara S.a.	156,524.42
	Contracts	Carlos Ivan Muñoz Bernal	156,405.30
	Consultations	Econometria S.a.	150,403.16
	Construction	Herman Fajardo Bolaños	150,349.44
	Concession	Consortio Donado Csn	144,628.10
	Construction	Gustavo Eladio Diaz Lozano	144,504.32
	Peace research	Prodepaz	142,500.00
	Construction supervision	Gutierrez Diaz Y Cia S En C	138,202.85
	Consultations	Gustavo Adolfo Restrepo Cadavid	134,615.38
	Construction	Corporacion Construir Un Futuro	133,309.02
	Teacher training	Union Temporal Universidad Autónoma De Manizales – Confamilares - Fundación	132,387.00
	Staffing services	Fundación Universitaria Luis Amigó – American Business School	122,697.08
	Contracts		115,130.00
	Water well drilling	Trabajadores Temporales Ltda.	112,735.00
	Poverty	Pentax Industrial Instruments Co., Ltd	110,466.78
	Housing research	Lorenzo Orozco Pabon	109,557.31
	Credit, other	Sistemas Especializados De Informacio Sa	108,695.65
	Construction	Econometria S.a.	106,873.00
	Real property	Universidad De Los Andes	104,808.54
	Construction	Alvaro Sepulveda Herrera	104,009.10
	Economic development research	Asejuridica Ltda	103,305.79
	Exhibition stands	Luis Alfonso Peña Pabon	99,754.00
	Prepaid tickets to buy gas	Universidad Nacional De Colombia	99,231.00
	Internet Service	Diseños De Mente Ltda	97,509.00
	Consultations	Big Pass S.a	97,458.60
	Construction	Impsat	95,027.51
	Construction	Pontificia Universidad Javeriana	94,253.69
	Construction	Luis Alfonso Peña Pabon	90,251.81
	Water treatment plant	Cesar Ivan Gil Silva	90,185.34
	Construction	Entre Obras Limitada	88,558.07
	Security legislation	Yolanda Cabrera Balcazar	86,139.52
	Water treatment plant	Payanes Asociados Ltda	85,836.25
	Construction	A Y A Comunicaciones E Ingeniería Unión Temporal	83,499.00
	Leasing or rental services	Miguel Angel Escobar Bastos	82,756.00
	Construction	Alcides Choles Lopez	81,877.62
	Building maintenance and repair	Integrar Sa	81,582.00
	Construction	Entre Obras Limitada	77,939.59
	Construction	Edgardo Curiel De La Hoz	74,912.84
	Concession	Payanes Asociados Ltda	74,893.38
	Inventories	Miguel Edgar Alfonso Gonzalez Franco	72,869.13
	Training, other	Consortio Aguas Calamar	71,304.35
	General management services	Union Temporal Ocade-saniplan-lito	70,063.69
	Construction	Corpo. Dominicana Opcion Vida Justicia	67,269.69
	Trees	Fondo De Empleados De Cornare	66,637.09
	Supervision of construction	Caceres Bolaños Y Cia Ltda	66,306.14
	Economic Development	Organización De La Sociedad Civil Humanista Y Ambiental "Vida"	64,655.00
	Consultations	Sellfiner Ltda	64,316.24
	Construction	Ciro Alfonso Hurtado Gomez	64,291.64
	Water treatment plant	Unión Temporal Tres Esquinas 2004	63,997.00
	Vehicle Rental	Mauricio Nicolas Sanchez Molano	62,507.00
	Construction	Maria Regina Solarte Nañez	61,475.03
	Consultations	Advisory Services Ltda	61,324.79
	Contracts	Fundacion Educacion Y Desarrollo	61,269.15
	Software development	Ideas Aplicadas Sa	59,745.23
	Construction	Victor De Jesus Camargo Escorcía	59,743.39
	Construction	Miguel Edgar Alfonso Gonzalez Franco	57,844.13
	Communication , information	Fondo De Vigilancia Y Seguridad De Bogota	57,456.20
	Construction	Miguel Edgar Alfonso Gonzalez Franco	55,004.21
	Contracts	Electro Diseños Ltda	54,923.88
	Construction	Gustavo Eladio Diaz Lozano	54,337.74
	Construction of water storage	Jorge Enrique Mendoza Ramirez	54,184.00
	Building construction, other	Construcciones, Interventorias	53,855.78
	Construction	Horacio Mendoza Martinez	53,578.20
	Construction	Fanny Patricia Zambrano Ortega	51,772.20
	Urban socio - ecomic survey	Union Temporal Bdo-crp	51,304.00
	Public administration	Consortio Mahates 2006	49,883.75
	Concession	Consortio Mahates 2006	49,883.75
	Technical studies	Centro Andino Para La Economía En El	48,850.24
	Supervision	Redes Y Comunicaciones De Colombia Ltda	47,523.04
	Hotel and related reservation	Hotel Cartagena Hilton	46,575.83
	Prepaid tickets to buy gas	Accor Services Colombia S.a. - Colombia	43,763.67
	Aircraft maintenance	Central Charter De Colombia	42,719.00
	Inventory control	Union Temporal Geospatial Sysdatec	39,473.68
	Construction	Ihc Ltda Ingenieria Hidraulica Y Civil	38,913.42
	Advertising	Raquel Sofia Amaya Producciones	37,631.58
	Database design	Db System Ltda	37,631.58
	Urban Development	Mario Noriega & Asociados Ltda.	36,656.45
	Private investment	Econometria S.a.	36,170.21



**National Execution: Major Contracts for services placed during 2005**  
(Individual Contracts of USD 30,000 or more)

Country	Description of services	Name of subcontractor	Cost of contract US dollars
<b>Colombia cont.</b>			
	Communication , information	Instituto Misionero Hijas De San Pablo	34,949.16
	Construction	Consorcio Basculas Pam	34,860.00
	Construction	Arnulfo Gabriel Marquez Carrillo	34,809.70
	Training, other	Universidad Catolica Del Oriente	34,782.61
	Environmental database	Ingeniería Ambiental De Colombia Ltda	34,710.74
	Construction	Induluz Ltda	34,628.10
	Paints and varnish	Fundación Incubar Colombia	34,217.00
	Construction	Itelca Ltda	34,028.26
	Construction	Miguel Edgar Alfonso Gonzalez Franco	33,985.26
	Printing and publishing	Graficas Duca	33,085.00
	Auditing	Amezquita & Cia Sa	32,727.28
	Training, other	Fundacion Centro Colombiano	32,600.00
	General repair of building	Union Temporal Cultura Bogota	31,604.00
	Aquaculture	Acuagranja Limitada	31,196.50
	Construction	Dicorel Ltda	30,863.00
	Training, other	Oracle Colombia Ltda	30,680.13
	Training, other	Juan Fernando Sierra Vasquez	30,107.53
	Training, other	Universidad Sergio Arboleda	30,107.53
<b>Costa Rica</b>			
	Training and investigation	Fundacion Investigacion Universidad Cr	94,612.00
	Project Coordinator	Ricardo Garron Figuls	60,156.00
	Investigation	Centro Agronómico Tropical De Investigación Y Enseñanza	42,262.00
	Inv.2517 tests w/ metan sodio	Exporpac S.a.	41,340.00
<b>Croatia</b>			
	National Banking and Finance Sector Expertise	"Arhivanalitika Consulting Ltd." Zagreb	40,000.00
<b>Denmark</b>			
	Harbour Reconstruction	MT Hojgaard	1,762,618.00
<b>Ecuador</b>			
	Hardware And Software Maintenance	Comware Del Ecuador	96,824.00
	Potenciamiento de capacidad equipos	Comware Del Ecuador	47,600.00
	Fortification Company Electrica de Galápagos	Eficacitas, Eficacitas	39,941.31
<b>Egypt</b>			
	Security and Cleaning Services	Misr Service Co.	107,639.00
	Consultancy	EQI	41,926.00
<b>El Salvador</b>			
	Social Service	Care El Salvador	744,000.00
	Social Service	Consorcio Crs-icca-catie-uca	744,000.00
	Social Service	Asociacion Cooperativa De Produccion Agr	187,343.49
	Rehabilitation Service	Construfisa, Sa De Cv	161,120.00
	Rehabilitation Service	Ev Constructores, Sa De Cv	137,203.51
	Rehabilitation Service	Pacesa, Sa De Cv	88,081.95
	Rehabilitation Service	Iaco, Sa De Cv	80,773.01
	Social Service	Sertecnia, Sa De Cv	62,524.00
	Social Service	Fusal	58,726.80
	Social Service	Ica	53,169.00
	Social Service	Acopeli De R.I.	45,012.70
	Rehabilitation Service	Inversiones Cesar, Sa De Cv	41,144.34
	Social Service	Acacapasam, De R.I.	37,759.49
	Social Service	Adescoprolca	35,402.74
	Social Service	Asociacion De Regantes El Maraion	35,021.55
<b>El Salvador cont.</b>			
	Social Service	Adecpro	31,238.55
	Social Service	Acorab De R.I.	30,375.36
<b>Ethiopia</b>			
	Svc. Co. Studies & Research	United Systems Integrators PLC	123,485.00
	Svc. Co. Training & Educ. Service	Kembatta Women's Self-Help Center - Eth.	118,387.00
	Svc. Co. Studies & Research	Center for International Legal Cooperation	41,202.00
<b>Eritrea</b>			
	Legal services	Mr. Mogos Fasil	60,000.00
	Legal services	Dr. Semerab Michael	38,400.00
<b>Estonia</b>			
	Preparation of the Lake Peipsi/Chudskoe Basin management programm	AS MAVES	47,000.00
<b>Finland</b>			
	Licitation Publishes	Finnmap Pasco Corporation	144,904.00
	Printing Of 12 Issues Of The "Economic Review" Magazine	Oy Scanweb	92,577.00
<b>France</b>			
	Social Service	Carlos Cruz Diez	130,000.00
	Social Service	Carlos Cruz Diez	130,000.00
	Policy for Human rights protection	Gret	115,000.00
	Recruit and International Coordinator of the Project	Iiep/Unesco	40,926.01
	Publication	Le Quotidien Tourisme/Editions Lariviere	40,658.22
<b>Germany</b>			
	Asesoria En Procesos De Inversion	Mb Capital Services Gmbh	143,800.00
	Construction	Mb Capital Services Gmbh	118,000.00
	Asesoria En Procesos De Inversion	Mb Capital Services Gmbh	108,266.15
	Publication	Axel Springer Ag	95,167.49
	Publication	Frankfurter Allgemeine Zeitung	73,620.58
	Accommodation And Transportation Services	Alpha Travel Consultants GmbH	57,657.24
	Gerbera Uxo Clearance Service Fee	Gerbera Gmbh	54,661.00
	Estudio De Mercados Prioritarios	Ipk International-world Travel Mon Comp Ltd	51,400.00
	Organization Of Study Tour For Students Of The Higher Schoold Of Business	Deutsche Management Academie Niedersachsen gGmbH	47,914.00
	Advisory Services	Dr. Max Kasperek	42,400.00
	Wind Monitoring Programme And Wind Resource Assessment	Energieteam Intrnational	39,300.00
	Publication	Verlag Dieter Niedecken Gmbh	34,973.54
	Publication	Verlag Dieter Niedecken Gmbh	31,307.88
<b>Guatemala</b>			
	Health And Life Insurance For Teachers	Seguros G y T, S.A.	2,163,804.49
	Consultancy Of The Transit, Transport And Operations For The Bus Rapid Transit System-municipality Of	Advanced Logistics Group, S.A., Transportes de Barcelona e Hidroc de Guatemala	370,437.76
	Consulting Services For The Carrying Out Of Studies Of Rural And Urban Communities With Emphasis On	National Center for State Courts	313,065.76
	Consulting Services For The Carrying Out Of A National Inventory Of Court Cases To Develop Delay	Fundación Centroamericana de Desarrollo (FUNCEDE)	293,770.57
	Consulting Services For The Improvement, Semi-automatization And Recovery Of At Least 30,000 Images	Lúmina Consultores, S.A.	131,574.37
	Topographic Measures -municipality Of Guatemala	Constructora Integral	55,630.12
	Survey Of The Beginning And Ending Of Travels Of Users In The Metropolitan Area Of The Bus Rapid Transit	ARKE	44,385.73

**National Execution: Major Contracts for services placed during 2005**  
(Individual Contracts of USD 30,000 or more)

Country	Description of services	Name of subcontractor	Cost of contract US dollars
<b>Guinea Bissau</b>			
	Diming Services	Ong Lutcam	343,182.50
	Mine Activity Coordination	Caami - Mine Action Center	115,256.00
<b>Haiti</b>			
	Fuel, Oil And Lubricant	Total Haiti	499,000.00
	Bituminous Concrete	HI Construction	231,550.00
	Economic Macro Modelisation	Pierre Richard Agenor	180,000.00
	Work In Masonry	Gj Groupe	158,795.32
	Furniture	Total Haiti	58,000.00
	Footbridges	Cisopaccs	46,801.95
	Sanitation	Fofhadern	39,492.53
	Technical Studies	Cecom Consultant	31,000.00
<b>Honduras</b>			
	Construction	Modulo 4, S. De R.I.	4,620,108.91
	Edif Extension. Hosp Emergency. Specialties Of The Ihss In Bo. The Farm	Modulo 4, S. De R.I.	704,626.17
	Remodeling And Extension Of The Hospital De Trujillo	Constructora Sato	566,677.10
	Aid For The Final Diseno Of The System De Riego Of 3.640, Located In Microriver basins	Consorcio Bceom/Conash	449,987.06
	Electricas Facilities In Quirofanos, Unit De Intensive Cuidados And Laboratory De Hemodinamia	Nacional De Ingenieros Electromecanica	425,162.76
	Remodelation Of The Electric System	Celectromecsa	423,016.12
	Remodeling Of The Area De Quirofanos, Unit De Intensive Cuidados And Laboratory De Hemodinamia	Constructora Sato	378,096.83
	Improvements Of The Electric System Of The Hospital San Felipe	Tecnologia De Proyectos Tecpro	303,867.02
	Entrega Del Pbss Para El Departamento De Olancho Y El Paraiso	Aned Consultores	247,001.19
	Social Services	Ong Madre Feliz	244,635.02
	Social Services	Marcorsaric	243,611.60
	Construction	Ernst & Young Morales Group	201,437.00
	Electrical Work	Compania De Construccion, S.a. De C.v. (Codecon)	198,692.45
	To initiate Process To invite To Consulting Companies	Geoconsult, S.a. De C.v.	190,367.32
	Health Services	Clinica Asist. De Calidad, La Inmaculada	186,510.28
	To initiate Process To invite To Consulting Companies	Ortega & Cia Clas-seisa	184,836.55
	Study Of The Proy. Geologicas Investigations Of The Proy. Of Multiple Uses Jicatuyo	Investigacion Y Control De Calidad, S.a.	170,350.00
	Digitalization Services	Suministros Tecnicos, S.a. (Sumitec)	164,116.15
	At Para Comp. Ii Diseno De Sistemas Varios	Consultores Asociados Metropolitanos, S.a.	156,930.00
	Consulting Services	Bitran Y Asociados Ltda	148,816.00
	Construction	Constructora Sato	146,368.11
	Study And Diseno Of The Masterful Plan	Consultores Asoc. De Honduras (Conash)	127,370.00
	Consulting Services	Marcorsaric	124,279.66
	Construction	Constructora Sato	115,577.60
	Health Services	La Fundacion La Caridad	112,196.75
	Consultancy Services	Saybe Y Asociados, S. De R.I.	105,690.28
	Health Services	Amigos De Las Americas	101,775.99
	Study Sanitary Sewage system	Seisa, Servicios Especializados En Ingenieria	98,585.38
	Rehabilitation	Juan Jose Craniotis Melgar	95,882.23
	Health Services	Medicard, S.a.	92,172.32
	Health Services	Facilita	90,762.40
	Health Services	Centro De Estudios Y Promocion Del Desarrollo (Ceprod)	84,174.33
	Supervision Services	Cinsa Consultores En Ingenieria	83,768.09
	Topograficos Studies	Topografia Y Geodesia, S. De R.I.	82,600.64
	Construction	Constructora Sato	79,619.02
	Health Services	Save The Children De Honduras	76,761.65
	Health Services	Comision De Accion Social Menonita	76,215.15
	Relocation And Remodeling Of The Administrative Area And Laboratory Of The Hospital The Progress	Construccion Rodriguez, S. De R.I. De C.v.	75,837.44
	Consulting	Gatesa (Gabinete Tecnico, S.a. De C.v.)	74,822.79
	Consulting	Gatesa (Gabinete Tecnico, S.a. De C.v.)	74,608.42
	Health Services	Sociedad Cultural Espiritual Evangelica Amigos	74,144.03
	Topograficos Studies	Topografia Y Geodesia, S. De R.I.	73,601.46
	Health Services	Asociacion El Buen Pastor	73,233.05
	Rehabilitation And Repairing	Rosa Amalia Castillo	71,855.54
	Health Services	Hermanidad De Honduras	70,449.73
	Health Services	Corporacion Ayuda Internacional Incorporada	70,146.00
	Health Services	Amigos De Las Americas	69,254.31
	Health Services	Prodim	68,304.39
	Health Services	Consani	65,143.80
	Consulting	Ecomac	59,894.52
	Health Services	Facilita	58,975.60
	Consolidation Of The Organizations Of Base In The Mosquitia, Atlantida And Olancho	Asesores Nacionales Especializados En Desarrollo	57,894.57
	Consulting Services	Esa Consultores	50,036.02
	Fase Plan De Difusion Del Poicpu	Talento Grey	50,000.00
	Complementation Of The Phase Of The Plan De Difusion	Talento Publicidad	47,896.89
	Construction	Asp Consultores	45,942.86
	Construction	Constructora Cotizar, S.a.	44,921.73
	Construction	Constructora Gap Y Asociados	42,449.16
	Adjustment Of The Hospital Of The South	Constructora Sato	42,186.00
	Contract Services	Gerardo Guevara	40,358.02
	Implementation Operative Plan Of The Plan De Manejo Of The Reserve Tawahka Biosphere	Icade	39,874.21
	Implementation Of The Plan De Manejo National Park Pretty Tip	Fupnapib	39,839.14
	Rehabilitation And Repairing	Johnny Pineda	38,005.13
	Rehabilitation And Repairing	Carlos Rosales Posas	37,110.70
	Social Services	Asociacion El Buen Pastor	36,944.39
	Contract Services	Ananias Ortega Lopez	33,884.20
	Consulting Services	Universidad Tecnologia Centroamericana	32,203.39
<b>Hong Kong</b>			
	National Strategic Framework for Bridging the Digital Divide	Roger Harris Associates	216,500.00
<b>India</b>			
	Amount Received By Nisg From Undp For Implementation Of Ictd Project During The Year 2005	Egoworld Services	1,888,888.89
	The Egoworld Portal Is Led By The Department Of Information Technology, Govt. Of India And Supported	Indira Gandhi Institute Of Development Research (Igidr)	803,888.89
	State Specific Research Papers , Training On Quantitative Methods, Organisation Of Annual Conference On	Film & Television Institute Of India	601,192.00
	Audio-visual Documentation Of Shdr Messages And Best Practices	Engineering Indian Limited	583,378.00
	Assessment Study	National Institute For Public Finance And Policy	352,800.00
	Study Of Fiscal Decentralisation	Sahbhagi Shiksha Kendra, Lucknow	194,355.00
	Capacity Building For Women Pri Representatives And Functionaries	Cencored, Patna	193,181.00
	Capacity Building For Women Pri Representatives And Functionaries	Prayas	193,181.00
	Best Practices Resources Book On Governance Initiatives	Public Service Broadcasting Trust	77,396.00
	To Prepare Films On Women Leaders	National Alliance For Women	72,762.00
	To Conduct Regional Consultation For Engendering The Xi Plan	Institute For Development Studies, Jaipur	69,808.00
	Supporting The Human Development Planning And Implementation	Cenderet, Bhubaneswar	62,500.00
	Supporting The Human Development Planning And Implementation	Debate, Bhopal	62,500.00
	Training Regarding Dm	Rmsi	47,975.00
	Planning, Monitoring And Management Support To The Project Partners In Four States	Pria, New Delhi	45,454.00
	Planning, Monitoring And Management Support To The Project Partners In Four States	Mahila Chetna Manch, Bhopal	45,454.00
	Preparation Of Bankable	M/S Parijat Consulting	45,248.11
	Sub-contract For Production Of 2006 Calendars On Human Development	Mensa Computes Pvt. Ltd.	45,165.00
	Natcom Facilitation Charges	Winrock International India	41,860.00
	Preparation Of Human Development Profiles For Selected Districts In Rajasthan, Preparation Of An Update	Institute Of Development Studies	37,398.00
	To Conduct National Level Study On Gender And Trade	National Productivity Council	36,649.00
	Consultancy Charges To Nisg For Conceptualizing Bangalore One And Preparation Of Request For	Bangalore One Consultancy Charges	33,333.33

**National Execution: Major Contracts for services placed during 2005**  
(Individual Contracts of USD 30,000 or more)

Country	Description of services	Name of subcontractor	Cost of contract US dollars
<b>Israel</b>	Expansion De La Redomsat De Hondutel	Telrad Networks, Ltd	406,041.65
<b>Italy</b>	Technical Assistance And Training Proceso Para Planes De Accion Municipal Scientific Assistance Publication Publication Publication	Cirspe Ecosfera Spa University Of Pisa Igp Decaux S P A Prime Media International A Manzoni & C	611,955.00 540,000.00 396,118.31 124,123.22 61,800.00 40,046.40
<b>Jamaica</b>	Conduct of energy audit	Ecotech	47,642.00
<b>Jordan</b>	Computer & Communications Systems		51,628.68
<b>Kazakhstan</b>	Renovation services Biological reseach	Pakr Ltd.	99,200.00 54,260.00
<b>Kenya</b>	Consultancy referendum	SOUTH CONSULTING	53,300.00
<b>Kyrgyzstan</b>	Advisory and consultation services to rural women on women hunam rights issues production of TV drama (AIDS) production of TV spots (social, gender and MDGs)	Women Entrepreneurs Support Association Film Studio "Begim" "Internews" Company	84,363.00 46,183.00 40,000.00
<b>Lao</b>	2nd payment 30% for road construction Printing of National Biodiversity Strategy and Action Plan (English and Lao)	Sompasong Construction Co. Lao State Printing Enterprise	231,226.95 66,254.93
<b>Lebanon</b>	Psychological Counselling for Former Detainees Medical and Psychological Screening Former Detainees Provision of Micro-credit/Revolving Fund for Former Detainees Vocational Training on Agriculture Vocational Training on Computer, Literacy, Languages, Management of Small Enterpr Provision of Micro-credit/Revolving Fund for Former Detainees Vocational Training on Mechanics	Amel Association Imam Sader Foundation Al Wafaa Cooperative Of Former Detainees In Israeli Prisons Jihad Al Binaa Development Association (Jbda) Association D'aide Au Developpement Rural (Adr) National Association For Lebanese Detaineesin Israeli Prisons (Naldip) Lebanese Welfare Association For The Handicapped (Lwah)	91,210.00 76,400.00 75,000.00 62,040.00 60,000.00 50,000.00 41,360.00
<b>Lesotho</b>	SSA SSA	Energy For Sustainable Development African Limited Franklin Covey Organisation Services	70,624.00 31,004.60
<b>Macadomia</b>	Construction Of The Elementary School "Bratstvo – Migjeni" – Tetovo (1st Phase) Continuation And Upgrade Of The Work Done Under The First National Communication (2000-2003) And The	Uni-bau – Tetovo Iceim Manu	320,216.00 49,755.00
<b>Malaysia</b>	Environmental studies Thraining for institutional Audit Service Test of Palm	Wwf Malaysia (Abc) Ernst And Young Agrobrocane Sdn Bhd	1,034,515.00 457,000.00 52,000.00 40,000.00
<b>Maldives</b>	Harbour Reconstruction Surveying and Drafting Surveying and Drafting Waste awareness training Waste awareness training Surveying and Drafting	Mtcc Apollo Enterprises Floor Plan Design Associates Focus Education Training Maps Riyan Design	1,078,897.00 430,070.00 353,674.00 340,875.00 305,435.00 273,082.00
<b>Mali</b>	Suivi des Activités liées au SIG Education Filles Nord Mali Atelier régional de formation des formateurs en Droits Humains	Bureau D'experts En Auto-gouvernance Et Gestion De L'environnement Au Sahel Unesco (Organisation Des Nations Unies Pour L'education, La Science Et La Culture) Mouvement Des Peuples Pour L'education Aux Droits Humains - Pdhre/Dpedh-mali	91,570.00 82,500.00 37,974.00
<b>Mauritius</b>	Consultancy Services for Rehabilitation of Road infrastructure in Victoria Mahe	Servan Singh Jadav & Partners	37,410.00
<b>Mexico</b>	N/A Construction Consulting Consulting Consulting N/A Procurement Studies Diffusion Of Campaign	Bosque Sustentable Victor Rodríguez Chávez Jaakko Pöyry Management Consulting (Europe) Oy Fundación Chile Academia Mexicana De Derecho Ambiental, A.c. Energy Research Centre Of The Netherlands Estudios Y Asesoría Y Programas Sociales Y Políticos, S.c. Rak	366,496.00 259,911.29 153,800.00 145,000.00 136,014.63 106,400.00 90,026.75 87,673.88
<b>Mexico cont.</b>	Comunitarian Development Sustainable Comunitarian Development Sustainable Service On Operational Trips Finacial Plan Integral Modules Sustainable Handling Study On Indicators Strategy On Environmental Sensitization Diffusion Of Campaign Study Of The Facilates Of Ecotourist runner Creativity For The Campaign Analysis Of Harmful Subsidios Diffusion Of Campaign Production Of Didactic Packages Conservation Of The Biodiversity And Communitarian Development Sustainable In The Reserve Of The Biósfe Project Coordination Conservation Of The Biodiversity And Communitarian Development Sustainable In The Reserve Of The Biósfe Impression Of Publications Project Forest Industrial River basin For The State Of Oaxaca Strategy Of The Social Participation In The Conservation Of The Ecoregión Mountain Of Guerrero Elaboration Of The Strategy On Communication And Diffusion For The National Report On Human Update Of The Inventory Emissions Of Gas Improvement Of The Rural Lot In The Chinantla	Proyecto Sierra De Santa Marta Desarrollo Comunitario De Los Tuxtlas Gustavo Ledesma Bermúdez Universidad Anáhuac Del Sur Colegio De Postgraduados Campus Puebla Sistemas Integrales De Gestión Ambiental Sendas Régie T De México Consultorías Y Servicios Agroambientales (Solo Pagos Registrados Atlas De 2004) Olabenaga Consultores En Estrategia Y Negociación Ambiental Equipamientos Urbanos De México Latomm's Grupo De Estudios Ambientales, A.c. Indesac Pladeyra Prismagráfica Jaakko Pöyry Management Consulting (Europe) Oy Centro Avanzado De Comunicaciones A.c. Este Pais Cenidet, Centro Nal. De Investigación Y Desarrollo Tecnológico Geoconservación (Solo Pagos Registrados Atlas De 2004)	74,650.23 66,525.35 65,782.95 63,291.14 60,277.93 58,792.95 58,341.91 55,115.21 53,473.49 52,559.41 52,405.06 46,302.07 45,955.88 45,733.64 41,221.51 41,131.53 39,025.46 38,262.50 36,866.36 36,465.99 32,417.69 32,020.84

**National Execution: Major Contracts for services placed during 2005**  
(Individual Contracts of USD 30,000 or more)

Country	Description of services	Name of subcontractor	Cost of contract US dollars
<b>Moldova</b>	Elaboration Of The General Urban Plan For The Chisinau Municipality	National Institute Of Researches And Design "Urbanproiect"	152,829.38
	Civil Works In Cahul	"Mecontec" Company	151,105.00
	Civil Works In Drochia	"Marconex Prim" Company	99,783.69
	Civil Works In Ungheni	"Tencuitorul" Company	99,520.04
	Civil Works In Carpineni	"Consind" Joint Stock Company	89,938.23
	Training Services (Accommodation, Meals, Hall Rent)	Balnary Station "Bucuria-sind" S.r.l.	70,341.07
	Furniture Design & Manufacture	Vechiato Grup Ltd	50,982.17
	Structural Design Of Premises	"Arhiconi Grup" Ltd	44,391.35
<b>Morocco</b>	Réalisation Des Activités Du Projet	Enda Maghreb	181,617.00
	Contrat De Formation Et De Consultation	Ont - Associations Locales	113,925.46
	Etude Sur L'inventaire Des Sites Cles De La Biodiversité	Sens-rabat	47,648.22
<b>Nepal</b>	Basic Primary Teachers Training	National Center For Educational Development , Minsity Of Education & Sports	53,040.00
	Preparation of District MDG Progress Report	Narma Consultancy	39,926.00
<b>Netherlands</b>	Analysis the ground water in the country	N/A	195,000.00
	Studies and Research Services	Maastrich School (MSM)	180,990.00
<b>Nicaragua</b>	Net of traffic lights	Instituto de Regulación del Transporte (ALMA-IRTRAMMA)	136,937.79
<b>Niger</b>	Contract Services	Groupe Art & Genie	32,745.18
<b>Pakistan</b>	Social Audit In Pakistan	Ciet Canada	1,039,085.00
	Implementation Of Pilot Phase Access To Justice	Sach	106,665.00
	Training In Ccb Mobilization And Pcom	Spo	88,480.00
	Development Of Hr Policy For Parliament	Bearing Point	87,000.00
	3 Days Orientation 24 Workshops	Hrdi	67,276.00
<b>Panama</b>	Rehabilitation	Constructora Urbana, S.a.	14,514,150.00
	Consulting Services	Ciat De Panama	3,262,221.58
	Rehabilitation	Construcciones Y Excavaciones	1,376,150.30
	Canalization	Construcciones Y Excavaciones	1,289,794.80
	Canalization	Cesion A Global Bank	1,197,744.69
	Rehabilitation	Consultores Profesionales De Ingenieria	801,252.19
	Canalization	Consultores Profesionales De Ingenieria	619,368.33
	Rehabilitation	Cesion A Panafactoring Constructora Rodsa, S.a.	462,432.00
	Rehabilitation	Asfaltos Panameños, S.a.	452,209.15
	Rehabilitation	Asfaltos Panameños, S.a.	450,194.78
	Cleaning Services	Asfaltos Panameños, S.a.	383,462.10
	Canalization	Asfaltos Panameños, S.a.	314,682.90
	Rehabilitation	Asfaltos Panameños, S.a.	296,162.45
	Construction	Servicios Jamarva, S.a.	279,746.30
	Rehabilitation	Asfaltos Panameños, S.a.	274,073.30
	Update Of The Inventory Of The Road Network	Asfaltos Panameños, S.a.	199,010.64
	Canalization	Asfaltos Panameños, S.a.	188,679.75
	Rehabilitation	Grupo Fenix/Cesion Grupo Cc, S.a.	187,292.00
	Canalization	Grupo Fenix/Cesion Grupo Cc, S.a.	165,816.00
	Rehabilitation	Grupo Fenix/Cesion Grupo Cc, S.a.	148,000.00
	Construction	Grupo Fenix/Cesion Grupo Cc, S.a.	133,515.06
	Rehabilitation	Bagatrac, S.a.	98,000.00
	Rehabilitation	Consorcio C Y S, S.a.	53,990.00
	Pluvial Solution Of The Rio Matasnillo	Concrescool, S.a.	44,170.00
	Rehabilitation	Inseconsa, S.a.	40,720.25
<b>Paraguay</b>	Air conditioning System	Environmental Ing. S.a.	923,784.94
	Civil Works To The Palace Justice Of Asunción	Consorcio Trestanova	607,402.85
	Air conditioning System	Termeco S.r.l.	362,240.96
	Inner Furniture Of Several Palaces Of Justice	Felipe Aghemo	280,612.00
	Countable Audit And Management	Pwc	275,000.00
	Gerenciamiento De Información Empresarial -sie	Camara Nacional De Comercio Y Servicios Del Paraguay	185,000.00
	Provision And Assembly	Cgi Otis	181,682.00
	Countable Audit And Management	Canepa	180,000.00
	Inner Furniture Of Several Palaces Of Justice	Muebles Nuñez	134,089.00
	Civil Works In The Court Of Paz	Constructora Chaco	134,000.00
	Civil Works To The Paraguari Court	Sociedad Constructora Chaco S.r.l.	114,000.00
	System Electronic Security And Telephony	La Alpaca	110,319.00
	System Electronic Security And Telephony	Sensomatic	88,419.50
	Elaboration New Vestibule On System Invoicing	Sif America	87,450.00
	System Electronic Security And Telephony	Rieder	70,125.22
	Qualification Courses And Seminars	Consorcio Edan-ucsa-ifsa	61,894.50
	Qualification Courses And Seminars	Cemaf	60,455.85
	Qualification Courses And Seminars	Asociación De Graduados De La Uca	52,303.88
	Control Civil Works	Ing. Gustavo Alfonso	49,300.00
	Qualification And Training	Edan	46,824.00
	Layout And Publication Of The Census	Mercurio S.a.	41,544.00
	System Electronic Security And Telephony	Teisa	39,998.84
	Computer science Audit	Clemotte & Peralta Asoc.	37,605.00
	Publicity Fiscal Loteria Campaign	Eventos & Ventas	35,240.87
	Organizational Development Of The General Contraloria	Controller Contadores & Asoc.	35,143.76
<b>Peru</b>	Remodeling	Consorcio Industrias Arguelles Infecon Sac	667,654.27
	Rehabilitation	Sociedad Iberica Constr Electricas S A Sice	613,592.53
	Study Of Complementary Runners	Advanced Logistics Group Sa E Inocsa Ing S L	390,368.00
	Maintenance	Building Sac	372,676.21
	Remodeling And Electrical Installation	Building Sac	362,759.65
	Asesoría In Process Of Sidecorp	Estudio Gherzi Abogados S C R L	357,000.00
	Central Means	Qual Media Sac	266,024.50
	Studies On Feasibility	Tecnica Y Proyectos Sa	259,440.00
	Work: Dining room And Provisional File Of The New Seat Of The Mtc	Constructora Chiang Sa Contratistas Generales	256,608.84
	Street Paving	Altesa Contratistas Generales	246,894.53
	Provision And Assembly	Tecnica Ingenieros S R L	241,964.80
	Fire System	Fujita Gumi Sac	241,847.99
	Maintenance	M & A Interechcos S R L	229,651.66
	Repreparation Of Building	Constructora Arica S.a. (Osp/Per/155/194)	223,323.07
	Street Paving	Constructora E Inmobiliaria Al & M Sac	189,160.91
	Disassembling And Positioning	Arte Y Tecnologia Del Concreto Sac - Artco Sac	186,000.55
	Construction	Kerometalic Sac	174,190.48

**National Execution: Major Contracts for services placed during 2005**  
(Individual Contracts of USD 30,000 or more)

Country	Description of services	Name of subcontractor	Cost of contract US dollars
<b>Peru cont.</b>			
	Studies On Feasibility	Serv Tec Ing Cons Integr Suc Integral Sa	168,000.00
	Extension Of The Telephone Power Station	E - Business Distribution Peru S.a.	163,159.37
	Street Paving	Kerometalic Sac	156,968.20
	Street Paving	Consortio Constructora E Inmobiliaria Al & M Sac - Infecon Sac	149,524.40
	Agreement Of Support To The Insitu Project	Instituto Nacional De Investigacion Y Extension Agraria Iniea	144,309.00
	Change De Bb, Eq And Archivo De Local Diferentes From The Mtc From The New Central Seat	Continental Movers Sa	141,697.91
	Street Paving	J B R Contratistas S R L	140,533.34
	Pavim Av Paving The Orquideas	Consortio Constructora E Inmobiliaria Al & M Sac - Infecon Sac	140,451.67
	Pavim Av Paving The Orquideas	Consortio Constructora E Inmobiliaria Al & M Sac - Infecon Sac	140,451.67
	Street Paving	Consortio Constructora E Inmobiliaria Al & M Sac - Infecon Sac	138,404.74
	Agreement With Financing Of The Italian Republica	Proyecto Andino De Tecnologias Campesinas - Pratec	135,436.00
	Improvement De Urban Via Street San Martin The Falklands You fall down	Hanaro S A	134,816.27
	Asesoria In Concession Of Road Red	Apoyo Consultoria Sac	134,470.00
	Street Paving	Constructora Arica Sa	132,018.48
	Urb Paving The Retamales Distr San Jeronimo Cuzco	N H Virgo Servicios Y Contrucciones Generales Eirl	129,601.98
	Agreement With Financiel Source	Proyecto Andino De Tecnologias Campesinas - Pratec	116,217.39
	Impression Moduls For Students	Fimart Sac Editores E Impresores	114,797.48
	Maintenance Of Electrical Systems	M&A Intertechcos Srl	111,276.43
	Nourishing And Posts	Tecnica Ingenieros S R L	110,650.48
	Provision And Installation Of Light	Building Sac	109,736.56
	Advertising Products	Ad Wars Sac	101,043.84
	Agreement Of Support	Coordinadora De Ciencias Y Tecnologia En Los Andes	99,974.18
	Impression Compendium Works Of The Government	Corporacion Grafica Aliaga Sac	97,567.57
	Services Of Administration And Organising	Asociacion Temporal C&C Expoeventos Internacionales Sa - Facesso Srl	96,770.58
	Implementation De Tematica Peruvian Turistica	G Y G Kontrata Sac	94,500.00
	Rent De Local, Stand And Mobiliario Travel Latin Mart America	Centro De Convenciones Jockey Plaza	93,759.58
	Climate Studies	Esc De Administ De Negocios Para Graduad	90,000.00
	Agreement Of Support To The Insitu Project With Financing Of Italy	Instituto Nacional De Investigacion Y Extension Agraria Iniea	88,392.00
	Turism Studies	Apoyo Opinion Y Mercado S A	88,100.00
	Reparapation Of Informations Systems	Building Sac	87,472.99
	Hiring Of The Services Of Lodging, Rooms Of Meetings Feeding	Hotelera Costa Del Pacifico S A	86,796.43
	Reproduction Of Audiovisual And Multimedia Materials	Tecnologia Digital Victoria Peru Sac	86,373.87
	Production And Rent Of Panels	Punto Visual S A	77,839.09
	Quantative Studies	Apoyo Opinion Y Mercado S A	75,500.00
	Asesoria In Processes Of Investment	Latin Pacific Capital S.a.	71,400.00
	Auspice To Sofia Mulanovich	Sofmul Sac	71,400.00
	Legal Asesoria In Process De Acerco Sa And Sidercorp And Siderperu	Lr Consultores Sac	65,450.00
	Quantative Studies	Samimp Srl	64,324.32
	Installation Of Persiennes	Decorlux Sa	63,167.42
	Agreement Of Support To The Insitu Project	Instituto Nacional De Investigacion Y Extension Agraria Iniea	62,777.00
	Agreement Of Support To The Insitu Project In The Regal De Loreto	Instituto De Investigaciones De La Amazonia Peruana	62,729.00
	Attendances Complexion Development Running Project South Interocceanico Peru Brazil	Corporacion Financiera Del Valle Sa	59,678.68
	Production On Canvases And Rent	Paneles Napsa S A	56,427.70
	Organising Of Family Trips Holanda Canada Costa Oeste Y Reino Unido	Dasatour Sac	54,513.54
	Reforzamiento Of The Building Of The New Seat Of The Ministry Of Transports Builds De Structural And Electrical Installation	Aplitop Sac	53,483.40
	Repair Of The Cistern And Implementation Of The Camara	Sistemas De Proteccion Electrica Sac	51,410.50
	Legal Asesoria Promotion Deprived In Infrastructure And Harbor Facilities Titulizacion Nacional Publica	Constructora Cabo Verde Sa - Coversa	49,912.22
	Distr Of 975000 Units Of The Popular Comic strip: The Opportunities Of The Tic	Hernandez & Rosello Abogados Scrl	49,680.00
	Remozamiento Cabins And Button sellers 4 Elevators New Host Mtc	Transporte Urgente De Mensajeria Sac	48,779.28
	Room Services	Ascensores Sociedad Anonima	46,894.33
	Auspice To Depostista	Hotelera Costa Del Pacifico S A	45,852.70
	Construction	Juan Manuel Francisco Polar Chirinos	45,000.00
	Commercial Accomplishment	Constructora Cabo Verde Sa- Coversa	44,925.43
	Support In The Organizac Adm And Prov De Serv And Material Reunion Prep Reg Of The Americas Cmtd	Storm Films Sac	44,683.31
	Construction	Asociacion Temporal C&C Expoeventos Internacionales Sa - Facesso Srl	43,936.44
	Appraisal Of 200 Urb Lands	Constructora Chiang Sa Contratistas Generales	43,715.43
	Bags De Tela. Promotional Material	Consejo Nacional De Tasaciones	42,882.88
	Amendment 2 To Agreement 2004. Gob Financing Of Italy	Fadali Sa	42,762.76
	Elaboration And Development De Material Multimedia	Asociacion Arariva Para La Promocion Tecnico Andina	42,500.00
	Financial Audit And Of Gestio To Proinversion By Exercise 2004	Magia Comunicaciones S A	40,519.50
	Señalización De Los Edif De La Nueva Sede Del Mtc	Chavez Y Asociados Sc	35,735.74
	Preparation Of The House Of The Truth Museum Nation	Comunicacion Visual Diseño Industrial Srl	35,598.03
	Cleaning Services	Hector Ruben Suasnabar Noda	34,484.98
	Promotional Material	Salubridad, Saneamiento Ambiental Y Servicios Sac	33,706.20
	Diagnosis	Dhl Danzas Air & Ocean Peru Sa	33,430.15
	Access Dedicated To Internet	Comision De Formalizacion De La Propiedad Informal - Cofopri	32,211.16
	Services On Radial Diffusion	Impsat Peru Sa	30,702.00
	Running Auspice Ramon Ferreyros	Coordinadora Nacional De Radio	30,385.20
		A Sports Sac	30,000.00
<b>Poland</b>			
	Comprehensive Functional Analysis	Center For Social And Economic Research	57,000.00
	Hiv Aids Campaing	Fabryka Komunikacji Spolecznej - Pr/Media Company	55,000.00
<b>Republic Of Korea</b>			
	Bibliographical Db	Korea Wetland Society	31,444.00
	Eco-atlas	Sangmyung University	30,802.00
<b>Romania</b>			
	National Hiv/Aids Campaign	A&S Partners	229,707.00
	Training Of Rescue Teams For Flood Desasters	Centrul De Scafandri Carpatica Sa	100,000.00
<b>Russia</b>			
	Creation Of The Training Center Of Altay Regional Hiv/Aids Center And Organization Of Series Ot Seminars	Ngo "Antispidsibir"	107,095.63
	Transportation Services Provided To The Conference Participants	"North-west Transport Agency" Ooo	61,839.00
	Accommodation And Transportation Services For The Presentation Participants	Transport Travel Agency Irida	60,911.88
	Rebuilding Of 3 Cordons/Stations In Nature Protected Areas	Entrepreneur Fetisov	60,080.00
	Accommodation And Transportation Services For The Presentation Participants	Transport Travel Agency Irida	59,900.00
	Implementation Of E-document Flow Piloty Project In Syrdarya Province		57,752.00
	Transportation Services For The Presentation Participants	Federal State Unitary Enterprise Pulkovo	45,332.19
	Organization Of Trainings, Consultancy, Training Modules Elaboration On The Subject Of Hiv/Aids Prevention	Ngo "Interregional Organization For Public Health Promotion"	40,000.00
	Education Center Construction	Entrepreneur Fetisov	37,657.00
	Development Of Informational Andanalytic Programme	Vericel Proekti	37,054.00
	Development Of The Monitoring Programme For Nature Protected Areas	Ngo "Partnership For Zapovedniks"	31,500.00
<b>Rwanda</b>			
	Enquete Sur Le Degre De Satisfaction Des Besoins Essentiels '(Dsbe)	Anasthase Nteziyaremye	34,100.00
<b>Senegal</b>			
	Marres Revue Et Cartographie	Eic	179,000.00
	Are Feux	Gie Niaoyuletanou	150,000.00
	Air Services	Eatp	148,000.00
	Pare Feux	Xexe Beccor	107,000.00
	Etpb	Extension Rehabilittat Locaux	48,500.00
	Afjc	Etude Statut Fonction Publique	48,000.00
	Kpmg	Etude Sur Les Agences	46,000.00
<b>South Africa</b>			
	Armada Model Workshops	Bebuce	162,610.00

**National Execution: Major Contracts for services placed during 2005**  
(Individual Contracts of USD 30,000 or more)

Country	Description of services	Name of subcontractor	Cost of contract US dollars
<b>Spain</b>			
	Proceso De Areas Protegidas	Iberinsa/Esa Consultores	399,933.00
	Publication	Viva Tours Sa (España)	156,616.20
	Publication	New Planning S L / Exclusivas De Medios	74,831.15
<b>Suriname</b>			
	Implementation Cc Awareness Programme	The Caribbean Institute	32,000.00
<b>Switzerland</b>			
	Mine Clearance	Swiss Demining organization	150,000.00
<b>Syria</b>			
	Data Center Passive Component	Emircom	319,492.00
	Renovation Work At The It Dep At The Customs Departments	Horizon E-solutions	82,126.00
<b>Tajikistan</b>			
	Victim Assitance	Ministry Of Social Protection	34,009.00
<b>Tunisia</b>			
	Elaboration Of Regional Action Plans To Combat Desertification	Cabinet Consulting En Développement Communautaire Et En Gestion Des	109,915.00
	Demonstration Operation	Groupe D'investissement Immobilier	105,389.00
	Following The Activities Of The Task Force Igce Team	Apex Conseil	95,725.00
	Services On Remanagement	Entreprise Ayadi Abdessatar	82,647.00
	Montage Stand Nations Unies Pour Le Smsi	Beb Production	66,019.00
	Creation Centre Éco-culturel	Municipalité De Korba	64,000.00
	Technical Assistance	Mediterranean Management & Communication	31,233.00
<b>Uganda</b>			
	Assess & Profile The District Local Govt Support To The Mse Sector	Kaff Consult	138,236.00
	Developing Manual Of Guidelines For The Finacial Extn Workers & Comittees In The Microfinance Industry	Kaff Consult	62,107.00
	Production Of Micro Finance Outreach Plan & Micro & Small Enterprise Policy Booklets	Dafronnie General Agencies	41,666.00
	Ccf 2 Outcome Evaluation	A Group Of 3 Consultants Headed By Prof.james Katorobo	35,885.00
<b>United Kingdom</b>			
	Delivery Of Advanced Network Technology To Europe Ltd.	Geant Service 155 Mbps From 1 April 2005	115,810.47
	Publication	News International (Advertisements) Ltd	84,375.00
	Publication	News International (Advertisements) Ltd	82,687.50
	Publication	Viacom Outdoor Ltd	76,763.67
	Development Of Democracy Government Indicators	Essex University	58,420.77
	Contract Mining Assessment	The Energy Resource Advisory	57,500.00
<b>Uruguay</b>			
	Irrgular Settlements Monitoring System	Interconsult Ltda.	86,430.00
	Support To Victims Of Child Abuse, And Their Families (0-12 Years Old)	Somos (Ngo)	82,092.00
	Support To Victims Of Child Abuse, And Their Families (0-12 Years Old)	Sai Programa Arcoiris (Ngo)	82,092.00
	Support To Victims Of Child Abuse, And Their Families (13-17 Years Old)	Foro Juvenil (Ngo)	80,643.00
	Normative Accounting For The Drinkable Water And Gas Sectors	Pricewaterhousecoopers Ltda.	78,390.00
	100 Workshops And Interchange Activities Cicles	Iniciativa Latinoamericana	65,573.00
	Training For Community Promoters	Vida Y Educacion	61,967.00
	Audit Services (Nex Projects)	Tea Deloitte & Touche	56,715.30
<b>USA</b>			
	Design And Production	Consortio Comunicaciones Sudamericas	3,043,084.60
	Design And Production	Consortio Comunicaciones Sudamericas	3,043,084.60
	Relations Services	Daniel J Edelman Inc	1,369,500.00
	Consulting Services	Pa Government Services Inc.	1,130,005.50
	Elaboracion Bases Concurso Proyecto: Diseno Final Del Muelle De Cruceiros	Bermilo, Ajamil And Partners	689,863.19
	Technical Services	Distributed Generation Systems Inc.	420,000.00
	Road Network	Steer Davies & Gleave Limited	282,455.00
	Publication	Bbc World Limited	272,985.00
	Asesoría Para El Proyecto Chillon Y Camisea	Baker & Mckenzie Llp	224,851.36
	Service Contract	Ksg	198,000.00
	Rev Travel & Leisure -usa	Travel + Leisure	179,760.00
	It Service	Synergy	169,460.00
	Dad Server	Synergy International Systems	157,708.00
	Oracle Database	Computers & Engineering Bureau - Ceb	140,925.30
	Publication	Northstar Travel Media Llc	132,000.00
	Publication	Food And Wine Magazine	128,754.00
	Publication	The New York Times (Usa)	119,700.40
	Diario Los Angeles Times -usa	Los Angeles Times	113,143.50
	Publication	The Washington Post (Usa)	110,684.07
	Publication	Smithsonian Magazines	106,688.00
	Consulting Assignment For Professional Services	Iris Center	99,800.00
	Publication	Globe Newspaper Company Db. The Boston Globe	90,774.00
	Publication	Mariah Media Inc D/B/A Outside Magazine	90,314.00
	Diario Orlando Sentinel - Usa	Orlando Sentibel / Tribune Media Net	81,900.00
	Rev Chicago Tribune-usa	Tribune Media Net	79,422.30
	Publication	The Miami Herald Publishing Company (Usa)	79,191.00
	Per. Denver Post	National Geographic Society/Travel	76,928.40
	Lease Of Communication Channels Among Uzbekistan Cities For Provifing Internet Services In The Regions	Denver Newspaper Agency	72,318.00
	Publication	Republican Telecommunication Management Centre	72,007.00
	Publication	National Geographic Society Adventure	64,088.30
	Publication	Newsweek Inc/Arthur Frommer's Budget Travel Magazine	57,979.35
	Prestacion De Servicio De Linea 0800	L. Martinez & Associates Inc.	51,125.88
	Transportation Of 12 Issues Of The "Economic Review" Magazine From Finland To Uzbekistan	Asia Team Forwarding Llc	48,720.00
	Publicity Services	Visibility Bookings	41,256.00
	Printing Services	Chinor Enk Publishing House	40,663.00
	Poverty	The Institute For Fiscal Studies	37,608.25
	Publication	National Audubon Society	33,722.00
<b>Venezuela</b>			
	Provision And Installation Of The Structured Wiring And Equipment	Telenorma	301,363.00
	Provision And Installation Of The Structured Wiring And Equipment	Telenorma	301,363.00
	Detail Engineering	Pait Consultores Asociados	125,807.00
	Detail Engineering	Pait Consultores Asociados	125,807.00
	Courses Basic Principles Of Management	Fundación U.c.v.	90,768.00
	Courses Basic Principles Of Management	Fundación U.c.v.	90,768.00
	Climate Plan	All In One Global Advertising	40,007.00
	Climate Plan	All In One Global Advertising	40,007.00
	Execution Of The Plan Businesses Of The National Center Of Alert	Inversiones Somoza	38,455.00
	Execution Of The Plan Businesses Of The National Center Of Alert	Inversiones Somoza	38,455.00

**National Execution: Major Contracts for services placed during 2005**  
**(Individual Contracts of USD 30,000 or more)**

<b>Country</b>	<b>Description of services</b>	<b>Name of subcontractor</b>	<b>Cost of contract US dollars</b>
<b>Vietnam</b>			
	Service Contract	Viet Nam	280,000.00
	Construction Contract	Quang Nam Construction Co.	158,252.00
	Service Contract	Pwc	115,500.00
	Service Contract	Ciem	80,000.00
	Construction Contract	Enterprise Iii Construc. Co.	78,242.00
	Construction Contract	Da Nang Construction Co.	59,160.00
	Construction Contract	Licogi	43,438.00
	Service Contract	Dinh Anh Co.	40,339.00
<b>Yemen</b>			
	Food Supply Contract	Al-majad	149,994.90
<b>Zimbabwe</b>			
	Conference Facilities	Leopard Rock Hotel, Mutare City	32,831.00

**Direct Execution: Major equipment ordered during 2005  
(Individual Orders of USD 30,000 or more)**

Country of Procurement	Name of supplier	Description of goods (equipment)	Cost of order US dollars (1)
<b>Afghanistan</b>			
	World Wide Electronics	It Hardware	563,385.00
	Brothers Store	Electrical Equipment	532,000.00
	Enabling Technologies	It Hardware	443,909.00
	Adalat Construction	Construction Materials	333,125.00
	N. Mohammad Oil Seller	Fuel	330,000.00
	Amanullah Ahmadzai Costruction Co	Rental Of Heavy Machinery For Transporation Of Weapons	213,360.00
	Aims Logistics& Support Unit	Fuel	178,200.00
	Try Co Int	Fuel	134,460.00
	Unops	Contract For Services	120,841.00
	Unops	House Rent	107,401.29
	Unops	House Rent	100,877.86
	Khalifa Rahim Cranes	Fuel	97,210.00
	Amanullah Ahmadzai Costruction Co	Rental Of Heavy Machinery For Transporation Of Weapons	91,210.00
	Bashiri Company Ltd	Rental Of Heavy Machinery For Transporation Of Weapons	75,900.00
	Baraki Construction Company	Construction Materials	70,575.35
	Hyundai National Motors	Vehicle	65,985.00
	Csm - Kabul	It Hardware	51,620.00
	Afghanzada Trade Co. Ltd	Construction Materials	50,765.00
	Agha Jan Metal Store	Construction Materials	50,090.70
	Csm - Kabul	It Hardware	49,280.00
	Haji Mohmmad Sulaiman Wood Sealer	Construction Materials	46,200.00
	Amanullah Ahmadzai Costruction Co	Rental Of Heavy Machinery	44,110.00
	Rm Asia	Generator	40,800.00
	Smhgj Afghanistan	Water Tanks	40,424.45
	Khalifa Rahim Cranes	Rental Of Heavy Machinery For Transporation Of Weapons	39,600.00
	Haji Mohammad Gardizi Construction	Security Fence	33,092.45
	Baraki Construction Company	Boring And Construction Of Well	32,560.00
	N. Mohammad Oil Seller	Fuel	31,619.60
	New Dunia Telecom	Internet Connection	31,200.00
<b>Albania</b>			
	Infosoft Systems	Telecommunication Equipment	62,253.00
<b>Algeria</b>			
	Compagnie Maghrebine Informatique	Computer Equipment	144,652.02
	Iapso	Four Toyota Land Cruiser	111,222.20
	Magellan	Cistern Truck	91,010.00
	Handynet	Computer Equipment	73,404.55
	Mzi	Computer Equipment	62,584.77
	Lg Electronics	Tv Plasma	62,270.72
	Remelec	Electrogen Group 150 Kva (2 Units)	62,256.90
<b>Argentina</b>			
	Roche Products	Hiv Drugs	148,263.00
	Medix I.c.s.a.	Medical Equipment	34,265.00
	Casano Grafica	Printed Matter	33,220.00
<b>Armenia</b>			
	Vencoclima	Drug Detection Uni For Customs	75,000.00
<b>Australia</b>			
	It National	Procurement Of It Equipment For Undp Office, Strengthening The Justice System In Timor Leste	45,838.00
<b>Austria</b>			
	Rupert Klingner Ges M B H		610,391.88
<b>Azerbaijan</b>			
	Drc Medical	Procurement Of Pregnant Heifers	99,944.00
<b>Bangladesh</b>			
	Sw Multimedia Ltd		85,450.00
<b>Belgium</b>			
	Toyota Motor Marketing Europe	Centrifuges	269,418.00
	Intermotive	Toyota Land cruiser Hardtop	252,124.67
			79,823.53
<b>Benin</b>			
	Mobilia	Furniture	118,984.96
	Select Com	Generator	87,212.01
	Bgl Sysmet	Materials	31,519.08
<b>Bosnia and Herzegovina</b>			
	Export Import Eso Doo		241,204.49
	Godimerc	Toyoya Vehicles	131,089.43
	Asa Auto Doo	Backhoes, Wheeled	83,527.28
	Volving Bh	Backhoes, Wheeled	58,149.05
	Vms Group	Procurement Of Materials	53,342.94
	Krug Masina	Procurement And Delivery Of Livestock And Planting Of Fruit	52,027.61
	Duka Interijeri Doo	Furniture	51,303.32
	Dokument Servis	It Equipment	50,522.56
	Plamen Doo	Transportation And Delivery Of Materials For Rehabilitation	45,725.28
	Metal Ad	Procurement, Transportation And Delivery Of Agricultural Machines And Tools	42,292.33
	Elnos Doo	Procurement, Transportation And Delivery Of Materials Necessary For Reconstruction,	41,499.92
	Bunjo Doo	Procurement, Transportation And Delivery Of Materials Necessary For Reconstruction,	40,512.15
	Vrac Doo	Automobiles, Utility Vehicles	36,059.12
	Elektropromet Doo		35,277.95
<b>Burundi</b>			
	Toyota Burundi	Toyota Double Cabines 4wd 5 Places (07 Véhicules)	154,463.39
	Toyota Burundi	Toyota Double Cabines 4wd 5 Places (05 Véhicules)	110,330.99
	Unitech Burundi	Photocopieuses (11) + Imprimantes (15) + Onduleurs (5) + Retrop (11)	52,150.00
	Unitech Burundi	Climatiseur Split + Kit Complet (24 Unités)	36,800.00
	Unitech Burundi	Pc Hp Dx 2000 (5 Unités) + Portables Hp Dv 4141 (15 Unités)	36,500.00
<b>Canada</b>			
	Nicholl's Distributors	40000 Batteries	49,600.00
	Nicholl's Distributors	1300 Flash Light	31,590.00
<b>China</b>			
	Ningbo Liaoyuan Lighting Co. Ltd	Steel Poles, 11m Strain Positions Complete With All Accessories.	921,300.00
<b>Cote D'Ivoire</b>			
	Tdm	Fish, Canned	86,273.74
	Cogeco Sa	Rice, Broken	79,748.83
	Olam Ivoire	Rice, Husked	44,344.76
	Olam Ivoire	Rice, Husked	44,085.42
	Yara West Africa	Fertilisers	39,874.42
	Spiral	Office Furniture	31,156.39



**Direct Execution: Major equipment ordered during 2005  
(Individual Orders of USD 30,000 or more)**

Country of Procurement	Name of supplier	Description of goods (equipment)	Cost of order US dollars (1)
<b>Cyprus</b>			
	Mitsa International	Video Communication Systems	112,120.00
	Mitsa International	Supply Of (3000)Pcs Of 125 Watt High Pressure Mercury Vapour	72,375.00
<b>Denmark</b>			
	Ida Hiv/Aids Group	Arvs	1,621,150.98
	lapso	Laboratory Equipment	1,574,882.33
	lapso	Vehicle, Machines And Materials	1,166,034.93
	Bukkehave Ltd	Mitshubishi Motor Vehicles(26)	574,541.03
	Intequip Ltd (lapso)	Voting Equipment	446,400.00
	Johs Gram Hanssen, As	Wind-up Radios Multidynamo & Solar	444,000.00
	lapso	Vehicles	430,000.00
	Unicef	Anti-retroviral Drugs	319,814.51
	Unicef	Laboratory Equipment	210,161.78
	Connectra Aps	Software	184,625.01
	Planson Europe	Electrical Equipment	178,269.00
	lapso	Communication Equipment	176,590.62
	Unifa	Contraceptives - Condoms	154,398.91
	Bukkehave	Motorcycle Suzuki Ts185	140,964.78
	Bukkehave	Motorcycle Suzuki Ts185	138,758.90
	Bukkehave	Vehicle	127,535.00
	Johs. Gram-hanssen Product Ltd.	Generators, Diesel	116,320.00
	Motor Care	Vehicle Spare Parts	105,034.30
	lapso	Impregnated Mosquito Nets	100,000.00
	lapso	Toyota Hilux Double Cabin Pickups (4 Units)	98,609.25
	lapso (Inter-agency Procurement Service Office	Purchase Of Ballot Boxes And Electoral Materials	94,820.32
	Dan Office	It Hardware	92,605.00
	lapso	Communication Equipment	85,543.47
	Toyota	Toyota (Ex Factory) Land Cruiser (3)	84,068.78
	E. Nielsen & V. Jorgensesns Successors	Hand Tools	71,499.00
	lapso	Satellite Images	70,000.00
	lapso	Vehicle	68,900.84
	Unicef	Quinine	56,836.73
	lapso	Vehicle	48,564.14
	Bukkehave	Vehicle	46,313.00
	Dan Office	It Equipment	39,895.00
	lapso	Communication Equipment	39,661.42
	Dan Office	It Hardware	37,663.50
	Bukkehave	Motorcycle Suzuki Tf125wmoto	37,077.50
	Dell Computer A/S (lapso)	Computers & Accessories	35,002.00
	Bilia Personvogne A/S	Supply Of One Volvo S80 T6 272	31,448.00
<b>Dili Timor Leste</b>			
	Lorosae Computer	Procurement Of It Equipment For Undp, Development Post And Parliement Project	59,168.60
<b>Egypt</b>			
	Unatrac International	Dredgers And Dredging Equipment Maintenance And Repair, Supply Of Spare Parts	1,043,132.27
	Unatrac International	Harbour Diesel Generator. 245-266 Kwe	161,098.22
<b>El Salvador</b>			
	C Imberton Sa De Cv	Pharmaceuticals	581,729.60
	Roche	Pharmaceuticals	249,999.85
	Calleja Sa De Cv	Food Supplies	110,430.00
	Grupo Q De El Salvador	Vehicles	36,011.04
<b>Eritrea</b>			
	Keria Ahmedin Abdurahman Plc	Eucalyptus Trees	193,600.00
	Sembel Metal Works	Soil Block Press Machine	71,283.00
<b>Estonia</b>			
	Real Sustems Ltd	Software	95,901.00
<b>Finland</b>			
	Naps Systems	600 Solar Module Kc50/12 - 50w - Kc60/12 Et Kc 80	350,899.25
	Naps Systems	102 Solar Module Kc50/12 - 50w Et Kc 60/12	86,474.00
<b>France</b>			
	Campagnie Mediterranee De Commerce	Dredgers And Dredging Equipment Maintenance And Repair, Supply Of Dredging Equipments	1,448,090.40
	Maec	Cables Accessories For Abc Cables	59,406.25
	S.a. Des Etablissements Catu	Boots & Gloves Safety	40,873.00
<b>Germany</b>			
	Ingenieurburo Alexander Koss	Patrol Motorboats	182,280.00
	Hospitalia International Gmbh	Medical Equip	152,837.45
	Hospitalia International Gmbh	Blood Glucose Monitor Portable, Including Control Solutions And Test Strips.	35,256.51
<b>Gibraltar</b>			
	Toyota Gibraltar	Vehicles	99,470.59
	Toyota Gibraltar Ltd	Vehicles, All Terrain	92,696.71
	Toyota Gibraltar	Vehicles	73,956.47
	Tgs	Toyota Hilux Double Cabin (3 Units)	72,894.00
	Tgs	Vehicle Radio Equipment & Ballistic Blankets	57,840.00
	Toyota Gibraltar Ltd	Vehicles, All Terrain	34,242.96
	Toyota Gibraltar Ltd	Vehicles, All Terrain	33,857.43
<b>Haiti</b>			
	Universal Motors S.a.	Nissan P-up D/C 4 X 4 Std (15)	301,593.00
	Companet	Generator Yanmar Diesel (5 Kw)	270,000.00
	Universal Motors S.a.	Generator Kubota D7250e (6.5 K)	258,000.00
	Haytian Tractor & Equip. S.a.	Inverter Trace Power Sw4024 4k	248,079.91
	Haytian Tractor & Equip. S.a.	Generator Fg Wilson P14e2s (17kw)	132,000.00
	Automeca S.a.	Generator Kubota G11000 (11kw)	120,000.00
	Companet	100 Laptop Pour Oea	83,672.00
	Internegoce S.a.	File Cabinet 2dwr Letter Size	82,018.25
	Internegoce S.a.	Tables Pliantes Rectangular T	81,875.75
	Compagnie Haitienne De Moteurs S.a.	Mazda P-up Truck B-2900 (4 X 4purch. 4 Mazda P-up/Election	80,000.00
	Automeca S.a.	Generator Kubota G17000 (7 Kw)	73,000.00
	Internegoce S.a.	Fire Extinguisher "Amerex A-4	69,560.00
	Valerio Canez	Battery Record 6 Volts - 225a	67,200.00
	Haytian Tractor & Equip. S.a.	Batteries Us2000 6v-220a	54,000.00
	Internegoce S.a.	Folding Chairs	48,860.10
	Haytian Tractor & Equip. S.a.	Inverter Trace Power Sw4024 4k	45,630.00
	Valerio Canez	Generator Sdmo Tm20 Ucm Iv Sil 20kw	43,200.00
	Casami	Motorcycle Scorpion Tx200	39,036.26
	Abc Electronic Center	Outdoor Pa/System With Four Ho	38,250.00
	Haytian Tractor & Equip. S.a.	Inverter Trace Power Sw4024 4k	38,000.00
	Datavision	It Equipment	34,131.00
	Toyota Motor Corporation	Vehicle	30,057.28

**Direct Execution: Major equipment ordered during 2005  
(Individual Orders of USD 30,000 or more)**

Country of Procurement	Name of supplier	Description of goods (equipment)	Cost of order US dollars (1)
<b>Honduras</b>			
	Eyl Comercial, S.a.	Insecticide	303,150.00
	Unicef	Medicines	213,122.06
	Quimicos Para La Salud, S. De R.I.	Adquisicion De B Sphaericus	125,003.74
	Distribuidora Comercial S.a. (Dicos)	Aspersion Pumps And Spare parts Kit	96,225.00
	Ops	Medicines	95,093.66
	Corporacion Masada	Motorcycles	90,413.57
	Drogueria Humana S.a.	Medicines	88,172.10
	Comercial Laeisz Honduras S.a.	Sweepings	69,582.07
	Comercial Rameka	Office Furniture	59,610.72
	Corporacion Flores	Vehicles	45,750.00
	Centromatic S.a.	Computer Equipment	44,810.20
	Distribuidora De Motores, S.a.	Motorcycles	41,650.00
	Distribuidora De Motores, S.a.	Motorcycles	41,080.00
	Drogueria Hasther, S. De R.I.	Loginavir/Ritonavir 180 Bottle Of Capsulas	40,839.39
	Farinter S.a. De C.v.	Nelfinavir	36,274.52
	Cosem (Cia.de Serv. Multiples)	Printing HP And Accessories	34,970.00
	Comercial Jaar, S. De R.I.	Microbuses	34,756.36
	Comercial Rameka	Office Supplies	31,665.89
	Cosem (Cia.de Serv. Multiples)	Printing Type 1	30,450.00
<b>India</b>			
	Supreme & Co.	Conductors, Electric, Other, For A Voltage Exceeding 1000 V	122,500.00
	Cipla	Stavudine 30mg + Lamivudine 150mg + Nevirapine	46,375.00
	Supreme & Co.	11kv Pin Insulator C/W Accessories (Small Steel Head, Spring Washer, Full Nut & Lock Nut)	38,131.00
	Cipla	Stavudine 40mg + Lamivudine 150mg + Nevirapine 200mg	32,175.00
<b>Indonesia</b>			
	Cagar Ghighantara	Honda Win Motorcycle	182,263.50
	Gaya Tehnik, Cv	Transformers 20/25 Kva	78,074.00
	Elang Sakti, Cv	Platoon Tents, 14 X 5 M	76,086.96
	Almega Geosystems, Pt	Gps - Rtk/Dgps Leica System 1200 Rover	34,620.00
	Almega Geosystems, Pt	Leica Tps 1200 Professional Series, X-function	33,000.00
<b>Iran</b>			
	Hp Iran	It Equipment	43,350.00
	Iran Khodro	Samand Lx	42,267.23
<b>Iraq</b>			
	Republic Of Iraq National Assembly	Televised Debates	89,700.00
	Al Eman Est.	Audio And Video Records And Tapes	70,000.00
	Icomport	Vsat Equipment	46,120.00
<b>Israel</b>			
	Adigal Pipe Industries	Pipes And Fittings	261,176.47
	Adigal Pipe Industries	Pipes And Fittings	245,760.67
	Good Luck Rent A Car	Vehicle Rent W/ Drivers	141,120.00
	Avarot Industries	Fittings	110,080.21
	Adigal Pipe Industries	Pipes	103,487.71
	A.d.i. Communications Ltd.	Vhf Radio	41,080.00
	Adigal Pipe Industries	Pipes And Fittings	39,893.90
	M/S Ein Harod Ihud	Rams	29,214.00
<b>Japan</b>			
	Toyota Gibraltar Stockholdings	Motor Vehicles	610,712.00
	Marubeni Corporation	Supply Of Medical Gas System	527,000.00
	Marubeni Corporation	Medical And Surgical Equipment, Supply Of Handwashing Equipments	317,268.00
	Iapso	12 Vehicles Toyota Land Cruiser Hard Top 4wd	287,282.96
	Total Motor Mart	5 Vehicles Toyota Hilux Double Cab Pickups 4wd	126,901.02
	Through Iapso	Toyota Hilux Double Cup	61,583.00
	Toyota Motor Corporation	Vehicle	31,312.00
<b>Jordan</b>			
	Technical Co. For Oil And Power Services	Ohl Tabular Steel Poles, 11m Strain Positions Complete With All Accessories.	1,842,600.00
	Billeh Electrical Materials Co.	500 Of Outdoor Pole Mounted Boards For 400kva Transformers, Type Aa1	457,900.00
	Abb Management (Mea) Ltd , Iraq Programm	Panels, Electrical, Lv Distribution Cabinets	184,302.00
	Orient Transport Co.	Freight Forwarding	117,673.02
	Orient Transport Co.	Shipping Services	98,979.05
	Orient Transport Co.	Freight Forwarding	94,800.00
	Orient Transport Co.	Storage Charges In Kfz , May/2005	89,700.00
	Jvtc	Portable Earthing Equipment	85,750.00
	Orient Transport Co.	Airport Charges	78,944.94
	Orient Transport Co.	Freight Forwarding	76,347.03
	Orient Transport Co.	Freight Forwarding	69,730.08
	Orient Transport Co.	Freight Forwarding	63,500.00
	Technical Co. For Oil And Power Services	Supply Of Two (2) Raw Cooling Water Pumps For Pump Engine	44,750.00
	Sabah A. Faisal & Partner Co.	Welding Equipment	40,637.00
	United Telecom Services Co. Ltd	Ericsson Telecommunications Equipment	34,058.96
	Multi Electromechanical Trading Co.	Cable Jointing Tools	32,430.00
	Orient Transport Co.	Freight Forwarding	31,905.27
<b>Kazakhstan</b>			
	Koltoban (Kzt)	X-ray Machine Rapiscan 528	214,000.00
<b>Kuwait</b>			
	Al-ghanim & Al-majid Shipping Co.	Freight Forwarding	113,772.01
	Al-ghanim & Al-majid Shipping Co.	Shipping And Insurance	63,242.08
	Al-ghanim & Al-majid Shipping Co.	Shipping And Insurance For Abc Cables And Transformers From Kfz To Um Qasr Port,	55,030.00
	Bahrah Trading Co.	Forklift Trucks	40,000.00
<b>Kyrgyzstan</b>			
	Logic Ltd (Kgz)	Total	31,033.50
<b>Latvia</b>			
	Tsf D Ltd	Passport Readers	280,300.00
<b>Lebanon</b>			
	Matelec Sal	Transformers, Electrical	2,675,800.00
<b>Macedonia</b>			
	Eko Club, Skopje	Procurement Of Second Hand Collection Refuse Vehicles	148,000.00
	Eko Les, Skopje	Procurement Of Waste Garbage Cans	50,900.00
	Metalec Bitola Ad	Thermoelectric Facility	48,767.99
	Jasari Gmbh, S. Srbjani, Kicevo	Procurement Of Second Hand Truck With Crane	42,220.00

**Direct Execution: Major equipment ordered during 2005  
(Individual Orders of USD 30,000 or more)**

Country of Procurement	Name of supplier	Description of goods (equipment)	Cost of order US dollars (1)
<b>Moldova</b>			
	Media Security Srl	Thermal Imagers	395,400.00
	Nistru Lada Srl	All Road Patrol Vehicles	256,920.00
	Nistru Lada Srl	All Road Patrol Vehicles	197,960.00
	Tincom Srl	Radiostations	130,430.00
	Olmosdon Plus Srl	Vehicles	94,780.00
	Olmosdon Plus Srl	Vehicles	91,800.00
	Media Security Srl	Automatic Barriers	77,760.00
	Vec Srl	Telephone Stations	61,083.00
	Anturaj Srl	Office Furniture	57,386.00
	Rumeon Srl	Microbus Vw Transporter	32,026.77
<b>Nepal</b>			
	Unicef	Drugs And Medical Supplies	168,812.00
<b>Netherlands</b>			
	International Dispensary Association	Pharmaceuticals	2,930,960.70
	Ida	Antiviral Drugs	1,351,643.61
	International Dispensary Assoc. Arv Proc	Compra De Medicamentos Arv	936,807.35
	Ida	Antiviral Drugs	477,963.06
	Ida	Antiviral Drugs	394,905.12
	IDA - International Dispensary Association	Pharmaceutical products n.e.c.	332,125.10
	Santpoort Project Supplies	450 Overhead Portable Projectors , Nobo Quantum 2523t C/W Integrated Hard Carry Case	171,450.00
	International Dispensary Assoc. Arv Proc	Compra De Medicamentos Arv	145,008.00
	Ida International Dispensary Association	Hiv Tests	90,278.00
	Ida	Drugs	37,000.00
	Ida Foundation	Anti-infective Drugs	35,495.00
	Alphatron Marine Bv	Radar Navigation	35,337.00
	Ida Hiv/Aids Group	Antiviral Drugs	34,260.00
<b>New Zealand</b>			
	Vega Industries Limited	Buoys Marine Lanterns Led	160,997.00
<b>Nicaragua</b>			
	Importaciones Martinez, S.a.	Construction Materials (Hierro)	118,269.33
	Evomesa Y/O Mario E. Gomez	Construction Materials (Perfiles Y Angulares)	66,811.60
	Evomesa Y/O Mario E. Gomez	Construction Materials (Laminas De Zinc)	54,600.00
	Automotores De Nicaragua	Vehicles (Pick Up)	41,474.00
<b>Niger</b>			
	Cfao Niger	Motorcycles Not Exceeding 50 Cc	48,802.25
<b>Pakistan</b>			
	Quicklink	Networking Equipment	332,650.00
<b>Palestine</b>			
	Computer And Communication Systems	Pcs	649,190.00
	Badawi Information Systems	Pcs	151,931.00
	Qashawi Contracting Company	Repair Of Metal Tower	84,750.00
	Badawi Information Systems	Pcs	74,671.00
	M/S Al Furat Co.	Pumps And Sprayers	71,986.00
	M/S Jamal O. Masri	Vehicle Audi A6	45,493.00
	Badawi Information Systems	Pcs + Gis Software	44,972.00
	Jawwal Palestinian Cellular Company	60 Mobiles + 2000 Prepaid Cards	33,002.00
	Badawi Information Systems	Pcs	32,117.00
	M/S Union Motors And M/S Palestinian Automobile	1 4x4 And 1 Sedan	31,871.00
	M/S Tower Mechanical Group Temeco	Pick-up Double Cabin	30,666.67
<b>Poland</b>			
	De Laval Sp Z.o.o.	Procurement, Transportation And Delivery Of Materials	123,405.48
<b>Russia</b>			
	Sovico Co Ltd (Rus)	Uaz-3153-095	233,940.00
	Sovico Co Ltd (Rus)	Uaz-39094 (Pick Up)	189,840.00
	Sovico Co Ltd (Rus)	Zil 131 Water Tank Truck	167,600.00
	Plc "Lomo"	Microscopes	58,930.00
	Sovico Co Ltd (Rus)	Uaz-39094 (Pick Up)	45,200.00
	Sovico Co Ltd (Rus)	Uaz-3153-095	44,560.00
<b>Rwanda</b>			
	Akagera (Toyota Rwanda)	Toyota Land Cruiser Prado Gx10 (3 Vehicules)	87,750.00
	Akagera (Toyota Rwanda)	Toyota Prado Gx8 (1) + Toyota Rav4 Suw (1 Vehicule)	53,150.00
<b>Saudi Arabia</b>			
	Saudi Modern Company	Cables, Electrical	252,874.84
<b>Serbien und Montenegro</b>			
	Digit, Belgrade	It Equipment	77,202.00
	Saga	It Equipment	64,633.00
	Lext D.o.o. Leskovac	It Equipment	55,554.00
	Vekom	Software	37,318.00
	Via Log, Belgrade	It Equipment	36,072.00
<b>South Africa</b>			
	Furnscope	Office Furniture	125,852.74
	Daeta International	Food Packs	78,746.50
	Middleground	720 Bicycles	50,745.18
	Daeta International	46 Printers And 276 Cartridges	45,662.86
	Merck	Efavirenz 600mg Tabs/Pac-30 Pb	42,750.00
	Toyota Angola	Toyota Pick Up Hard Body	26,500.00
<b>Spain</b>			
	Sociedad Espanola De Tratamiento De Agua	Supply Of Ro Water Treatment System For Al Kadhimiya Hospital	307,800.00
	Toyota Gibraltar Stockholder	Vehicles	292,772.00
	Toyota Gibraltar	Vehicle	85,805.00
<b>Tajikistan</b>			
	'Tajpharmprominvest' Llc	Syringes (5 Ml And 2 Ml)	152,640.00
	Orien Technics	Computer Equipment	122,950.00
	Power Starr Shop	Computer Equipment	84,397.00
	"L&K" Company/ Victory Lls	Building Material And Furniture	73,214.00
	Tajiktranscar	Vehicles	69,000.00
	Dushanbinskiy Avtcenter Kamaz	Special Purpose Truck	68,854.00
	L&K (Tjk)	Kitchen Equipment	54,274.34
	Juraboy Nazarov (Tjk)	Uaz-39094	50,000.00
	Phoenix Lls	Computer Equipment	49,350.00
	Office Krause Llc	Computer Equipment	47,108.00
	Bazarov Sukhrob	Special Purpose Truck	46,850.00
	Orien Technics (Tjk)	Personal Computer	46,800.00
	'Turan' Llc	Medical Instruments	30,759.00

**Direct Execution: Major equipment ordered during 2005  
(Individual Orders of USD 30,000 or more)**

Country of Procurement	Name of supplier	Description of goods (equipment)	Cost of order US dollars (1)
<b>Thailand</b>			
	Metro Systems Corporation Pcl	It And Computer Equipment	130,025.64
	Dell Corporation(thailand) Co., Ltd.	Computer Equipment	128,778.68
	Rockworth Co Ltd	Office Furniture	111,725.62
	Diethelm & Co., Ltd.	Medical Supplies	65,285.84
	Creative Office Solutions Co Ltd	Office Furniture	38,059.97
	Volvo Car Corporation Ab	Vehicle	36,091.59
	Chairut Thaitechnology Co Ltd	It And Computer Equipment	33,845.02
<b>UAE</b>			
	Pcp International	Vehicle	302,226.00
	Rb Group Company	Vehicles	222,035.00
	Io Globle	It Equipment	117,422.00
	Pcp International	It Hardware	106,122.00
	Pcp International	It Equipment	105,882.00
	Santpoort Project Supplies	It Equipment	101,498.00
	Relief Projects International G.t.	Syringes (5 Ml And 2 Ml)	96,285.00
	Truebell Marketing	Vehicle	93,975.00
	Pcp International	Vehicle	92,535.00
	Almaoyed Group	Communication Equipment	91,245.00
	Microsoft Gulf	Networking Equipment	89,250.00
	Pcp International	Vehicle	79,835.00
	Peeraj General Trading	Vehicle	65,795.00
	Faith Arab General Trading Llc	Workshop Tools, Machine Tools, Welding Equipment Maintenance And Repair	52,252.00
	Propeller	Printing Materials	48,820.00
	Almaoyed Group	Communication Equipment	47,775.00
	Pcp International	Vehicle	47,447.00
	Pcp International	Vehicle	45,735.00
	Mgt Group	Communication Equipment	45,432.75
	Pcp International	Office Equipment	41,985.00
	Karcher Middle East Fze	Reverse Osmosis Filtration Equipment, Ro Membranes	41,774.00
	Mgt Group	Vehicle	39,699.00
	Truebell Marketing	Vehicle	38,785.00
	Pcp International	It Equipment	38,350.00
	Mgt Group	Vehicle	35,560.00
	Adwin International	Vehicle	33,935.00
<b>Uganda</b>			
	Lonrho Motors Uganda Ltd	Toyota Land Cruiser Prado (1 Unit) And Toyota Hilux Double Cabin (1 Unit)	60,029.00
	Motocare Uganda	Nissan Hardbody Double Cabin (2 Units)	49,012.00
<b>Ukraine</b>			
	Oblaka Co	Border Control Equipment	101,808.76
	Alfa-nt Co	Computer Equipment	60,380.62
	Oblaka Co	Secure Gsm Phones	51,208.67
	Alfa-nt Co	Office Equipment	49,501.59
	Alfa-nt Co	Office Equipment	47,889.74
<b>United Kingdom</b>			
	Eton International	Perservatives (Condoms)	440,000.00
	Eod Solutions Limited	Mine Demilitarisation And Disarmament	397,400.00
	Conrico International (Uk)	Generator 35kva, 28kw	166,758.75
	Cromwell International	Hand Tools	110,432.00
	Rapiscan Security Products Ltd.	Border Control Equipment	68,541.00
	Allen Vanguard Ltd (Uk)	Rummage Kit	59,755.08
	Collingwood Corporation Ltd.	Procurement Of It Equipment	59,060.00
	Geest Overseas Ltd	Ladders, Portable Non-conductive Ladder Type 4 : 7.5 Meters	50,804.70
	Floatdene Power Products (lapso)	High Voltage Operating Sticks & Accessories	38,279.00
	Geest Overseas Ltd	Marine Safety Equipment	34,843.62
	Lonestar (Uk)	Utax Digital Printer/Copier/Scanner/Fax	30,702.00
<b>USA</b>			
	Arj-med,Inc	Medical And Surgical Equipment, Other	979,023.20
	Ibm Indonesia, Pt	It Infrastructure For Brr Aceh	975,357.86
	Harris Corporation	Hf Radio Traceiver	629,339.00
	Motorola Inc	Gps 388 Portable Radios	317,281.96
	Motorola Inc	Base Station Antenas + Freight	313,395.26
	Toyota Motor Corporation	Vehicles	131,213.92
	Motorola Inc	Gm360 Mobile Base Station	126,535.50
	Fdn Holdings	Procurement Of Premium Dogs	115,569.00
	Motorola Inc	Base Station And Accessories	73,511.10
	Planson International Corporation	50 Computers	71,645.00
	Motorola Inc	25 Motorola Radios Repeaters	62,640.00
	Untpa	Condoms	59,013.69
	Softcom Llc	Procurement Of Toyota Camry And Toyota Landcruiser Vehicles	59,000.00
<b>Uzbekistan</b>			
	Private Enter. Tabiat (Uzb)	Procurment Of Premium Dogs	87,046.18
<b>Yemen</b>			
	Tehama Tractor	It	55,430.00
	Albaghdadi	Furniture	45,166.00
	Amtc	Vehicle	36,000.00

**Direct Execution: Major Contracts for services placed during 2005**  
(Individual Contracts of USD 30,000 or more)

Country	Description of services	Name of subcontractor	Cost of contract US dollars
<b>Afghanistan</b>	Agricultural Support Packages In Central Region	Cooperazione Internazionale	1,760,304.00
	Small Business Startup Opportunities	Basic Education and Employable Skill Training	1,120,526.00
	Vocational Training And Job Placement	Basic Education and Employable Skill Training	943,746.00
	Agricultural Opportunities	Ansari Rehabilitation Association for Afghanistan	853,040.00
	Vocational Training And Job Placement Opportunities	Basic Education And Employable Skill Training	804,974.00
	Physical Rehabilitation Service, Training And Education	Sandy Gall's Afghanistan Appeal	460,000.00
	Drilling 400 Meters Deep Well For Provision Of Safe Drinking Water	National Development Trust Ltd.	240,000.00
	Training	Afghan Inkeshafee Tarbriawee Markaz	199,342.00
	Training Mowa Staff	Afghan Inkeshafee Tarbriawee Markaz	122,249.60
	Construction Of Disability Resource Center Building	Daulat Zai Construction Company	104,520.00
	Arranging The Second National Ict Conference	Aina	85,750.00
	Construction Of Undp Country Office Clinic And Office Building	New Emar Construction Unit	77,345.00
	Livelihoods For Persons With Disabilities	Afghan Amputee Bicyclists For Rehabilitation And Recreation	69,562.50
	Design And Development Of Training Curriculum	Afghan National Association Of The Deaf	58,636.50
	Electrical System Renovation Of Engineering Faculty	Afghan Maskan Construction Company	36,148.00
<b>Albania</b>	Construction Works	Ceni	83,796.89
	Establishing Gov. Electronic Network Project	Abcom	80,062.00
	Construction Works	Geri Shpk	77,280.00
	Construction Works	Armemil	74,518.26
	Construction Works	Germizi	67,343.87
	Construction Works	Bogdani	66,051.84
	Construction Works	Suka	62,566.59
	Construction Works	Hasi	60,370.21
	Construction Works	Vellezerit Kastrati	59,749.19
	Construction Works	Marsi	58,727.51
	Construction Works	Laci	56,265.59
	Construction Works	Scardus	56,210.97
	Construction Works	Simoni	51,624.62
	Construction Works	Eurovizion	49,386.96
	Construction Works	Mali	48,406.46
	Construction Works	Sinani	45,909.08
	Construction Works	Oruci	44,990.55
	Construction Works	Fitim Kaci	42,770.68
	Construction Works	Glivani	42,067.11
	Making Police Performance Study	Center For Rural Studies	41,917.06
	Construction Works	Bardhoshia	39,786.59
	Construction Works	Vellazeria	39,193.34
	Construction Works	Lala	38,849.90
	Construction Works	Mega Konstruksion	36,626.21
	Construction Works	Petriti	33,377.33
	Establishing Government Electronic Network Project	Infosoft Systems	32,771.80
	Construction Works	Alvi	
<b>Angola</b>	Microfinance Pilot Implemen.	Development Workshop	186,709.68
	Research Study	Ilo	150,000.00
	Ta For Microfinance	Uncdf	44,635.00
	Micro Finance Tsp	Accion	39,978.00
	Ta For Business Develop Study	Unctad	20,600.00
	Research Study	Ucan	
<b>Argentina</b>	Technical Assistance	Cins	690,000.00
	Communication	Mix Comunicaciones	200,000.00
	Technical Assistance	Cospe	193,931.00
<b>Australia</b>	Vocational Training In Central Region	World Vision Australia	4,276,204.00
	Technical Assistance	Acil Australia Pty. Ltd.	3,709,621.00
	Aceh Livelihoods Recovery Program - Round 1	Austcare	626,261.00
	Rla Power Generation Consultant	Smec International Pty Ltd	99,100.00
	Engineering Services	Smec International Pty Ltd	64,571.72
	Rla For Dr. Nimal Vijaindu	Smec International Pty Ltd	48,000.00
<b>Austria</b>	N/A	International Center For Migration Policy Development	235,051.18
<b>Bangladesh</b>	8 Training Courses For The National Staff Members Of The Dber Project	Brac Training And Resource Centre	37,044.00
<b>Belgium</b>	Provide Orthotics, Prosthetics And Physiotherapy Services	Handicap International Belgium	120,000.00
	Sanitary Care	Medecins Sans Frontieres	111,627.84
	Social Enterprises	Emes	89,474.44
<b>Bosnia and Herzegovina</b>	Reconstruction Work	Mujagic Prom Doo	585,199.53
	Reconstruction Of 54 Housing Units	Astra Plan Doo	532,755.89
	Reconstruction Of 54 Houses	Visokogradnja Igdd	434,494.13
	Reconstruction Of 40 Houses	Company Va-ma	427,606.85
	Reconstruction Of 45 Houses And Building Of City Parking And Park Area	Tehno Srebreznica Doc	408,334.85
	Reconstruction Of 30 Houses	Osat Doo	294,926.52
	Reconstruction Of 27 Houses	Shh-company Doo	269,816.56
	Reconstruction Of 27 Houses	Visak Doo	258,260.25
	Reconstruction Of 27 Houses	International-s Doc	233,078.60
	Reconstruction Of 20 Houses	Boscanin Gradjevinsko Drustv	214,344.26
	Reconstruction Work	Mujagic Prom Doo	204,048.04
	Reconstruction Of 15 Houses	Puzz Jedinstvc	137,452.32
	Reconstruction Of 13 Houses	Papillon Doo	136,765.61
	Reconstruction Of 10 Houses	Gppd Vlastic Ii	135,633.97
	Reconstruction Work	M.c.gradnja	130,888.03
	Reconstruction Of 14 Houses	Doo Vrac	129,990.10
	Reconstruction Work	Mujagic Prom Doo	128,704.99
	Reconstruction Of 13 Housing Units	Basanovic Doo	123,032.55
	Reconstruction Work	Mujagic Prom Doo	118,774.39
	Reconstruction Work	Bisina	115,818.74
	Reconstruction Of 13 Houses	Gp Gratot	114,674.08
	Water Meters Installment	Kaliman Company Doo	114,368.39
	Reconstruction Work	Jankovic Inzenjerinj	106,192.92
	Reconstruction Work	Zid Art	101,379.54
	Reconstruction Work	Energetik	100,118.79
	Reconstruction Of 10 Houses	Trisnik Doc	98,480.81
	Destruction Of Weapons	Bih Steel Zeljezara	92,421.44
	Reconstruction Of Water Network	S.f. Inzenjering	88,985.11
	Water Network Reconstruction	AA Komerc	88,300.66
	Reconstruction Of Water Pipeline Network	Osat Doo	88,090.08
	Reconstruction Of "K" Building	Bor-trade Doo	84,168.04

**Direct Execution: Major Contracts for services placed during 2005**  
(Individual Contracts of USD 30,000 or more)

Country	Description of services	Name of subcontractor	Cost of contract US dollars
<b>Bosnia and Herzegovina con</b>			
	Construction Of A New Public Front Office	Kaliman Company Doc	73,275.96
	Reconstruction Work	Vukadinovic Doc	71,855.11
	Public Opinion Polling	Prism Research	71,318.52
	Weapons Destruction	Jelsinograd Livnica Celik	65,046.67
	N/A	Comp 2000	50,455.80
	Audit	Partner Marketing	49,158.67
<b>Brazil</b>			
	Impresión De Guías Del Maestro	Grafica E Editora Posigraf, S.a.	1,160,739.75
	Crime Prevention	Universidade De São Paulo /Nev	230,000.00
	Storage	Armazéns Gerais Fassina Ltda.	95,422.22
<b>Canada</b>			
	Software Application Packages Including Analysis Tools And Maintenance	Cyme International T&D Inc	99,100.00
	P	Cyme International T&D Inc	76,970.00
	Purchase Of 8 Cymedist Software Packages Including Vendor Trainer S	Cyme International T&D Inc	70,650.00
	Livelihoods For Persons With Disabilities	Canadian Relief Foundation	70,406.70
	Consulting Service On Social Audit Methodology	Ciet International	
<b>Colombia</b>			
	Auditing	Paez Y Asociados Cia. Ltda / Bdo Audit Age S.a / Amezquita Y Cia	293,740.00
	Local Government	Fundacion Red De Desarrollo Y Paz De Montes De Maria	270,000.00
	Peace Research	Cordepaz	90,000.00
	Institutional Strengthening	Fundacion Red Desarrollo Y Paz De Los Montes De Maria	58,507.88
<b>Costa Rica</b>			
	Capacity Assessment	Sanigest	49,900.00
<b>Cote D'Ivoire</b>			
	Conference Organizing Services	Liao	31,363.48
	Conference Organizing Services	Liao	31,363.47
<b>Croatia</b>			
	Preparation Of The Small Hydropower Plant Development Strategy For Montenegro 1st Transh	Institut Hrvoje Pozar, Zagreb	41,860.00
<b>Czech Republic</b>			
	Barriers To Employment - Czech Republic	People In Need	183,410.00
<b>Denmark</b>			
	Mine Action Tech. Survey & Clearance	Danish Church Aid	31,006.00
<b>El Salvador</b>			
	Social Service	Ministerio De Salud	698,156.00
	Rehabilitation Materials	Ferreteria Az	430,440.00
	Social Service	Fusal	405,135.77
	Rehabilitation Materials	Ferreteria Az	365,874.00
	Construction	Ave Constructora Sa De Cv	252,098.53
	Social Service	Ministerio De Salud	225,449.00
	Social Service	Ministerio De Educacion	166,591.00
	Rehabilitation Materials	Henriquez, Sa	144,228.00
	Social Service	Asociacion Flor De Piedra	136,829.00
	Rehabilitation Materials	Herramientas Centroamericanas, Sa De Cv	105,060.00
	Printing & Publishing Service	Asa Printing	95,285.00
	Social Service	Corte Suprema De Justicia	81,486.00
	Social Service	Anep	79,950.00
	Rehabilitation Materials	Hecasa	72,615.00
	Rehabilitation Materials	Freund, Sa De Cv	71,604.00
	Training Service	Ciccateli	69,205.00
	Social Service	Policia Nacional Civil	67,219.00
	Social Service	Agencia Alemana De Cooperacion	56,537.00
	Construction	Edinte, Sa De Cv	49,097.69
	Printing & Publishing Service	Impresos Multiples Sa De Cv	44,290.00
	Social Service	Asociacion Entre Amigos	42,617.00
	Rehabilitation Materials	Henriquez, Sa	42,420.00
	Studies & Research Service	Universidad Centroamericana Jose Simeon Cañas	40,535.00
	Construction	Ev Constructora Sa De Cv	38,216.93
	Training Service	Eprom	38,000.00
	Social Service	Fundacion Huellas	35,988.00
	Food Supplies	Callejas, Sa	35,801.22
	Printing & Publishing Service	Tipografia Comercial Sa De Cv	35,000.00
	Social Service	Prevensida/Asps	32,739.00
	Social Service	Servicios Integrados Sa De Cv	32,500.00
	Rehabilitation Materials	Herramientas Centroamericanas, Sa De Cv	30,900.00
<b>Estonia</b>			
	Vulnerability Assessmetn	Nihd	47,990.00
<b>Ethiopia</b>			
	Svc. Co. Studies & Research Service	The African International Foundation	34,600.00
<b>Fiji</b>			
	Reg Sti/Hivaid & Dev.	University Of The South Pacific	126,543.19
	Reg Sti/Hivaid & Dev.	Aids Task Force	66,463.25
	Reg Sti/Hivaid & Dev.	South Pacific Assosication	36,865.85
<b>France</b>			
	Community Based Rehabilitation Services In Heart	Handicap International France	170,000.00
	Water Supply, Sanitation And Hygiene Education	Agence D'aide À La Coopération Et Au Développement	102,661.00
	Sanitary Care	Medecins Du Monde	91,407.47
	Physical Accessibility And Disability In Afghanistan	Steps Consulting Social	56,604.80
	Assessment Services For Burn Victims In Afghanistan	Steps Consulting Social	45,162.00
	Physical Accessibility And Disability	Steps Consulting Social	43,369.00
	Livelihoods For Disabled People In Heart Province	Handicap International France	40,000.00
	Community Awareness And Education Programme In Heart Province	Handicap International France	30,000.00
<b>Germany</b>			
	Construction Of Border Guards Post In Mamyk District Of Surkhandarya Province	Veno Gmbh	922,786.00
	Senior Executive Leadership And Senior Management Programmes	Consortium Of The Companies Inwent	863,802.00
	Engineering Consulting Services For The Iraqi National Despatch Centre For The Year 2005.i	Friedrich Ebert	692,193.00
	Dedicated Medical Services	Malteser Hills-dienst	626,261.00
	Institutional Support For The Constitution Drafting	Sinclair Knight Merz (Skm)	372,096.00
	Top Leashership Programme	Consortium Inwent	241,800.00
	Sanitary Care	Cooperation Technique Allemande/Gtz	91,407.47
	Software Application Packages And Software Training	Fichtner Gmbh & Co. Kg	76,970.00
	Salw Survey Of Croatia	Bonn International Center For Conversion (Bicc)	41,860.00

**Direct Execution: Major Contracts for services placed during 2005**  
(Individual Contracts of USD 30,000 or more)

Country	Description of services	Name of subcontractor	Cost of contract US dollars
<b>Guatemala</b>			
	Colchones	Facenco, S.a.	291,353.38
	Social Services	Procuraduría De Derechos Humanos	247,406.40
	Rollos De Plástico	Midwest Canvas	227,500.00
	Madera	Plantas Fiesta Verde, S.a.	176,147.53
	Lámina	Industria Galvanizadora, S.a.	132,964.29
	Madera	Maderas Y Machimbres	128,421.04
	Social Services	Asies	117,107.37
	Social Services	Pastoral Social	106,208.71
	Social Services	Asociación De Abogados Y Notarios Mayas De Guatemala	101,439.89
	Social Services	Defensa Legal Indígena	100,881.11
	Social Services	Unión Nacional De Mujeres Guatemaltecas Unamg	100,731.17
	Social Services	Centro De Investigaciones Regionales De Mesoamérica Cirma	99,075.29
	Social Services	Asociación Para El Desarrollo Integral Maya Ajchmc	91,149.27
	Social Services	Defensoría Indígena Wajxaqib'noj	85,062.88
	Social Services	Asociación De Justicia Y Multiculturalidad Q'eqchi' Poqomchi Adjum	85,062.88
	Social Services	Centro De Acción Legal Ambiental Y Social De Guatemala - Calas	81,638.04
	Social Services	Universidad Rafael Landívar	81,500.89
	Social Services	Oxajuj Ajpop	79,597.09
	Impresión Kits De La Democracia En América Latina	Editorial Sur	66,927.34
	Tubo Pvc	Amanco Guatemala	58,294.65
	Colchones	Cubrecamans De León	49,812.62
	Impresión Indh 2005	Editorial Sur	44,250.00
	Social Services	Codisra	40,921.06
	Social Services	Cnsafj	37,045.45
	Madera	Forestal Rio Blanco	35,606.75
	Lámina	Mayoreo Ferretero	31,250.00
<b>Haiti</b>			
	Organisation Forum Citoyen	Hsi-haiti Solidarite International	128,000.00
	Etude Sur L'imaginaire Politique Et Culturel De La Population Haitienne	Cresfed	111,627.84
	Accord De Cooperation / Ateliers Formation Participative	Centre Oecumenique Droits Humains	65,000.00
	Accord De Cooperation/Diagnostic Des Organisations De Dh Et Justice	Hsi-haiti Solidarite International	65,000.00
<b>Honduras</b>			
	Elaboración Del Plan Estrategico Para El Desarrollo Integral Del Departamento De Olancho	Inypsa	1,160,739.75
	Obras De Infraestructura	Constructora Cyassa(concretos Y Agregados De Sula )	248,122.32
	Contratacion Agencia De Publicidad Para Ii Etapa De Estrategia De Iec.	Adcom Ddb Needham De Honduras	174,600.00
	Servicios Publicitarios	Mass Publicidad	149,397.92
	Obras De Infraestructura	Construcciones Midense, S. De R.I. De C.v.	113,709.54
	Obras De Infraestructura Para El Programa De Tb Y Vih	Construcciones Midense, S. De R.I. De C.v.	112,968.08
	Remodelaciones Varias Edificio De Las Naciones Unidas	Cia. Reyes Najarro Construcciones	58,424.26
	Supervision De Obras De Infraestructura De Vih Y Tb	Sinergia	51,911.55
	Spot Radial	Geminis Publicidad Y Mercadeo, S. De R.I.	45,960.05
	Construction Services	Construcciones Midense, S. De R.I. De C.v.	40,000.00
	Diseño, Produccion Y Reproduccion	Promusic, S. De R. L.	37,248.53
<b>Hungary</b>			
	Bariers To Employment - Hungary	Tarki	71,606.00
	Business Attitude Survey	Ernst & Young	41,362.00
<b>India</b>			
	Facilitation And Information Dissemination For Equipment Support Scheme	Nehru Yuva Kendra Sangathan (Nyks) - (Memorandum Of Understanding)	557,783.00
	Facilitation And Information Dissemination For Equipment Support Scheme	National Legal Services Authority (Nalsa)- (Memorandum Of Understanding)	405,017.00
	Facilitation And Information Dissemination For Equipment Support Scheme	Human Development Resource Network (Hdnn) - (Project Cooperation)	403,969.00
	Facilitation And Information Dissemination For Equipment Support Scheme	Nis Sparta Ltd. - (Project Cooperation Agreement)	256,393.00
	Facilitation And Information Dissemination For Equipment Support Scheme	Resource Centre For Participatory Learning & Action (Rcpla) - (Project)	157,087.00
	Facilitation And Information Dissemination For Equipment Support Scheme	National Council Of Applied Economic Research	83,796.40
	Layout Designing And Printing Service	Elsevier A Division Of Reed Elsevier	62,617.50
	Facilitation And Information Dissemination For Equipment Support Scheme	It Power India Ltd.	45,378.29
<b>Indonesia</b>			
	Aceh Livelihoods Recovery Program - Round 1	Project Concern International (Pci)	7,757,475.00
	Area Based Cash-for-work Programme For Affected Community Of Tsunami In Aceh	Islamic Relief	2,992,394.25
	Information Technology System Design, Implementation And Support Services To Brr Nad	Pt. Ibm Indonesia	2,097,144.00
	Livelihoods Small Grants For Aceh & Nias Round 1	Association For Community Empowerment	2,024,618.87
	Aceh Livelihoods Recovery Program - Round 1	Center For Coastal And Marine Resources Studies (Ccmrs-tpb)	1,569,150.00
	Aceh Village Recovery Programme	Mercy Corps Indonesia	1,554,689.00
	Livelihoods Revitalization (Cash-for-work) For Disaster Affected Women And Children In Aceh	Project Concern International (Pci)	1,314,180.00
	The Implementation Of The Building Sustainable Waste Management System	Yayasan Dian Desa, Yogyakarta	1,282,615.00
	Supporting Recovery Of Small Enterprises Assets - Etrr Programme	Pt. Mitra Lingkungan Data Consult	1,166,147.00
	Rental Of Heavy Equipments	Pt. Alhas Jaya Group	676,450.50
	Purchase & License Of Software	Synergy International Systems, Inc.	625,071.60
	Aceh Tsunami Emergency Response - Labour Intensive Public Infrastructure Rehabilitation Project	Panglima Laot Nad	543,240.00
	Clearing Harbour At Ulee Lheu Port In Banda Aceh	Pt. Tuah Sejati	526,964.00
	Aceh Livelihoods Recovery Program - Round 1	Lambrineu Foundation	496,260.00
	Women's Vocational Training Center For Post Tsunami Livelihood Enhancement And Rehabilitation	Samaritan's Purse	479,152.00
	Rental Of Heavy/Construction	Pt. Gunung Jerai	470,635.00
	Rental Of Heavy/Construction Equipment With Driver/Operator In Meulaboh And Banda Aceh	Cv. Amal Sejahtera	363,628.00
	Recycling Scheme	Fauna & Flora International	305,097.00
	Purchase & License Of Software	Synergy International Systems, Inc.	252,637.00
	Implementation Of Community Grants Programme For Idp's In South Sulawesi Province	Association For Community Empowerment/Community Recovery Programme	189,120.00
	Renovation Of The Undp Offices At Menara Thamrin Building	Pt. Horison Valindo Adipratama	138,361.00
	Consulting Services For Facilitation Of Emergency Shelter, Provision & Promotion Of Good Practices In Aceh	Masyarakat Penanggulangan Bencana Indonesia (Mpbi)	98,131.76
	Rental Study And Management Of Heavy Equipment For The Aceh Tsunami Emergency Response	Lembaga Studi Dan Advokasi Kebijakan (Elsaka)	91,227.00
	Rehabilitation Of The Moveable Ramp At Ulee Lheu Port	Pt. Karya Beurata	91,227.00
	Providing 1-mbps Dedicated Internet Access	Indosat Mega Media (Im2)	82,388.50
	Rental And Management Of Heavy Equipment For The Aceh Tsunami Emergency Response	Cv. Amal Sejahtera	79,000.00
	Cash For Work Round 3 - Clearing Up Of Residential Environments	Yayasan Kata Hati	76,087.00
	The Provision Of Security Services For Undp Located At Menara Thamrin Building	Pt. Putratama Bhakti Satria	69,261.00
	Labour Intensive Programme	Matahari Foundation	63,830.00
	Rental Of Heavy Equipment	Pt. Kreung Meuh	63,220.27
	Facilitation Of Emergency Shelter Provision	Ratna Sarumpaet Crisis Center (Rscs)	62,914.00
	Aceh Construction Sector Supply Chain Project	Pt. Accenture	61,546.85
	Harbour Survey	Pt. Seascope Survey Indonesia	60,000.00
	Support To The Brr Anniversary Project	Pt. Accenture	49,625.00
<b>Iraq</b>			
	Electrical Distribution Network Constructione	Al-butaila Company	508,216.00
	Electrical Distribution Network Constructione	Basrah Eurolane Co.	491,558.50
	Printing Of One Million Copy - Constitutione	Nuraldin T. Ali	474,500.00
	Provision For Institutional Support For The Constitutionp	Al Wifaq Printing Press	389,442.00
	Constitutionsp	Iraq Center For Development & Internet	356,211.00
	Provision Of Engineering Consultancy Services In Umm Qasri	Basrah Eurolane Co.	326,075.00
	Installation Of Diesel Generatorsc	Zima General Trading Co	316,458.70
	Mass Media, Tv Advertisementm	Al Furat	273,000.00
	Mass Media, Tv Advertisementm	Al Anwar	273,000.00
	Mass Media, Tv Advertisementc	Iraq Al Amal Association	273,000.00
	Printing Of One Million Copy - Constitutionm	Al Iraqiya	260,030.00
	Printing Of One Million Copy - Constitutionp	Al Sadoon Printing Press	214,590.00
	Installation Of Machinery And Equipmente	Snafee Company	207,730.75
	Printing Of One Million Copy - Constitutionp	Al Aklam Al Mutahaeda	196,770.00
	Communications And Mass Media, News Paper Advertisement For Constitution Awarenessp	Al Sabaya Printing Press	196,000.00
	Mass Media, Tv Advertisementc	Al Sharqia	191,100.00
	Mass Media, Tv Advertisementm	Kurdsat	191,000.00

**Direct Execution: Major Contracts for services placed during 2005**  
(Individual Contracts of USD 30,000 or more)

Country	Description of services	Name of subcontractor	Cost of contract US dollars
<b>Iraq cont.</b>			
	Mass Media, Tv Advertisementm	Al Ghadeer	182,000.00
	Mass Media, Tv Advertisementm	Kurdistan	182,000.00
	Electrical Switchgear Rehabilitationp	Al-butaila Company	153,450.00
	Electrical Engineering, Senior Power Generation Consultanti	Ministry Of Health	136,994.00
	Mass Media, Tv Advertisementm	Turkoman	136,500.00
	Mass Media, Tv Advertisementm	Ashur	136,500.00
	Mass Media, Tv Advertisementm	Al Nahrain	136,000.00
	Training Needs Assessment For The Ministry Of Municipality And Public Wroks In Iraqp	Al Baraka Tv	94,000.00
	Internet: Delivery Installation & Commissioning	Al Nannar	83,250.00
	Engineering Services, Observation Of Dredging Works At Umm Qasr Port - Basrat	Iraq Engineers Area	81,000.00
	Claim For The Supply And Installation Of Exterior Glass Curtain Walls	Al-nafaq Co.Ltd. For General Contracts	78,135.35
	Ports And Harbours Engineeringl	Advanced Technology Systems	74,000.00
	Installation Of Small Diesel Generatorsl	Directorate Of Health	73,461.00
	Engineering Consultancy FeesC	Basra Development Services	60,600.00
	Consulting Services For Irep Amendment.P	Al-ula Consultant Engineers	53,690.00
	Printing	Al Nakheel	50,000.00
	Hotel And Related Reservation Systems In Babylon Hotel Together With FoodP	Sadiq Calligraphics	43,300.00
	Communications And Mass Media, Tv Spots Total Of 420 SpotH	Babylon Hotel	42,000.00
	300,000 Newspaper Copies For Advertising The ConstitutionC	Al Rasheed Tv	40,000.00
	Newspaper Advertisements/ Constitution3	Kurdistani Newspaper	39,000.00
	Mass Media, Tv AdvertisementN	Al Zaman	36,400.00
	Newspaper Advertisements/ ConstitutionM	Tv Kirkuk	32,834.29
	Radio BroadcastingN	Al Adala	31,850.00
	Production Tv SpotsP	Turkoman Brotherhood Association	30,000.00
	Printing And Distribution Of 250000 Copies Of Constitution To Turkoman Language.P	Assyrian Aid Society	30,000.00
	Printing And Distribution The Constitution To Assyrian LanguageP	Voice Of Independent Women Organization	30,000.00
	Provision Of Seminars, Publications, Pablic Debates, Training, Workshops Among Youth A	Babylon National Associatin	30,000.00
	Awarness And Cultures Of Human Rights Especially To The Youth And WomenR	Radio Mosul	30,000.00
<b>Italy</b>			
	Emergency Rehabilitation	Terre Des Hommes	2,035,764.00
	Aceh Livelihoods Recovery Program - Round 1	Terre Des Hommes	1,552,473.00
	Strengthening Local Economic Development Marketing	Ecosophy S.r.l	1,249,730.78
	Agricultural opportunities in Central regional, Kabul, Parwan, Kapisa and Wardak	Cooperazione Internazionale	990,916.00
	Training and organization of the community in the construction of 50 new housings	Organización De Cooperación Y Solidaridad Internacional (Movimondo)	623,833.96
	Consulting Services For Irep Amendment No. 2L	Intersos Ngo	128,850.00
	Humanitarian Emergency Aid For Communities In Pidie District	Aisei	30,000.00
<b>Jamaica</b>			
	Programme Specialist	David Smith	71,547.66
<b>Japan</b>			
	Rehabilitation Of Units 1,4, & 6 At Taji R	Hitachi, Ltd., Power Systems	23,000,000.00
	Rehabilitation Of Units 2 & 4 At MosulR	Hitachi, Ltd., Power Systems	15,500,000.00
	Maintenance And Repair Services N.e.c. 2005 Payments For Hartha Ii ContractR	Hitachi, Ltd., Power Systems	11,844,529.60
	Landmine Clearance, (Demining), Contract P/Cy079/05 - Cash-flow Expected For 2005M	Mitsubishi Heavy Industries Ltd.	1,669,647.60
<b>Jordan</b>			
	Rehab. Of Mussaib Power Station , Stage1P	Grafica	14,000,000.00
	Construction, Electromechanical WorksS	Wackenhut Jordan Ltd	117,965.48
	Printing Of 1000 Copies Of The Final Tabulation Report In EnglishC	Modern Technology Construction Co.	51,532.48
	Security Services C	Modern Technology Construction Co.	46,932.24
<b>Kazakhstan</b>			
	N/A	International Organization For Migration	235,051.18
<b>Kenya</b>			
	Establishment Of A Central Bank In Somalia	Kpmg	189,200.00
	Transfers For Staff Members	Apollo Tours & Travel Co.	116,000.00
	Development Of Compliance Requirements And Training Workshop	Kpmg East Africa Ltd	78,370.00
	Consultancy referendum		53,300.00
	Vsat For Jowhar - Ministry Of Planning	Unet	47,214.00
<b>Kosovo</b>			
	Security Services	Bodyguard	102,671.60
	Internet/Intranet Based Systems Development	Ati Kos	43,369.01
	Intercoms, Wireless	Community Development	37,499.79
	Contracts	Komtel	35,936.00
	Printing, Publishing And Bookbinding	Riinvest	33,527.01
	Printing, Publishing And Bookbinding	Riinvest	33,527.00
	Technical Assistance And Advisory Services	Fund	31,374.88
<b>Kuwait</b>			
	Construction, Civil & External Works T	Kuwait Maritime & Mercantile Co. K.s.c.	189,658.47
<b>Macedonia</b>			
	Basme K&T	Consultancy Services For Elaboration Of Investment Profiles For 30 Firms"	131,435.00
	"Video Lab", Skopje	Media Campaign Services For The Local Elections March 2005	117,584.00
	Pecatnica "11 Oktomvri", Prilep	Printing Of The Brochure For The Local Elections March 2005	78,500.00
	Neol Consult, Skopje	National Consultant For Design And Delivery Of Training	49,896.00
	Video Lab	Media Campaign Services For The Local Elections March 2005	41,406.00
	Vozila Gg, Skopje	Cleaning Of Existing Illegal Solid Waste Sites In The Municipality Of Resen	39,598.23
	Educ Aid	Developing The Support Network Of The Social-educational-health Services For T	35,478.00
<b>Nepal</b>			
	The Contract wa selected to develop HIV,AIDS Media Spots	Pro Public	86,601.00
	The Contract was done for organizing "court and quasi judicial institutions cases mediation" in selected districts of	Nepal Bar Association	84,000.00
<b>Netherlands</b>			
	Monitoring and Evaluation of the Disarmament, Demobilization and Reintegration Programme	Edburgh Consultants	74,094.00
<b>Nicaragua</b>			
	Training and organization of the community in the construction of 50 new housings	Centro De Estudios Y Promoción Para El Habitar (Habitar)	623,833.96
	Training and organization of the community in the construction of 50 new housings	Fundación Para El Desarrollo Social En Nicaragua (Fundesonica)	623,833.96
<b>Niger</b>			
	N/A	Groupe Art & Genie	32,745.18
<b>Norway</b>			
	Idp Profiling Exercise	Institute Of Applied Int'l Studies	124,604.00
	Water supply, sanitation and hygiene education in Ghazi province	Norwegian Church Aid	117,810.00
	Advisory, Consultants	Pricewaterhousecoopers	93,656.00
	Water supply, sanitation and hygiene education in Patika province	Norwegian Church Aid	59,138.00
	Transport And Insurance For Steel Poles	Fafo Ais	50,903.00
<b>Poland</b>			
	Advisory Services	Case Poland Fundacja Naukowa	72,000.00
<b>Romania</b>			
	Media Buying for National Contest	Integral Advertising	82,310.00
	PR/Communication services	Bdr Associates	59,160.00



**Direct Execution: Major Contracts for services placed during 2005**  
(Individual Contracts of USD 30,000 or more)

Country	Description of services	Name of subcontractor	Cost of contract US dollars
<b>Russian Federation</b>			
	Static and mobile security for UN staff in the Republic of North Ossetia-Alani	Private Security Company 'Rapira', Republic Of North Ossetia-alani	423,697.29
	Static security in UN premises in Nazran, Republic of Ingusheti	Ovo Govd(Independent Guards' Service) Of The Ministry Of Interior, Republic C	259,946.39
	Mobile security for UN staff in Nazran, Republic of Ingusheti	Ovo Rovd(Independent Guards' Service) Of The Ministry Of Interior, Republic C	162,711.06
	Agriculture Extension Service Development in North Ossetia-Alan	North Ossetian Republican Organization "Inforcentei	83,001.00
	Static security in UN premises in Nazran, Republic of Ingusheti	Private Security Company 'Berkut', Republic Of Ingusheti	81,031.89
	Rehabilitation of 1.8 km of Road in the Refugee/Idp Settlement Komsomolskoy	Ngo Hilfswerk Austria	55,733.00
	Microcredit demand survey in Ingushetia and North Osseti	Russian Microfinance Center	48,972.00
	Insurance for UNDSS vehicles (armoured and soft-skin	Insurance Company 'Vladikavkazenergogarat' Republic Of North Ossetia-alan	47,526.37
	Rehabilitation of former administrative building for Sewing Factory in v. Tsal	Ngo Children's Fund Of North Ossetie	37,162.00
	Artists' Peace Building Project	Galina Tebieva	35,694.00
	Static security in UN office premises in Vladikavkaz, Republic of North Ossetia-Alan	Ovo (Independent Guards' Service) Of The Ministry Of Interior, Republic Of Nort	32,852.28
<b>Rwanda</b>			
	Supply of logistic services for the 2005 DPM meeting	Venture Quest	119,000.00
<b>Senegal</b>			
	Training	Laboratoire Gmre	30,000.00
<b>Serbia And Montenegro</b>			
	"Safe House" – Shelter For Victim Of Domestic Violence	"Alternative Circle" Center For Education, Communication And Research, Kragujevac	55,247.03
	Pr Campaign	Obala	51,419.60
	School Without Violence	First Elementary School Of Užice	50,000.00
	Short-term Residential Care- Support To Family	"Otthon" Home For Pwld People ,Stara Moravica	49,839.56
	Pr Campaign	Obala	49,335.90
	Audit Services	Deloitte	48,678.00
	Reconstruction Of Vranje Cac	Meteor D.o.o. Vranje	47,985.00
	Foster Care Of Children With Special Needs –I Am A Child Too	"Familia" Association For Alternative Family Care Of Children, Belgrade	47,846.65
	Diversion Schemes Project	Association "Sigma Plus", Niš	46,268.89
	A Little Help – Triple Effect	Red Cross Of Rekovac	46,260.65
	Research Assignment	Dti	45,892.29
	Provision Of Software For Cac-s	Rcub	44,086.00
	Pr Services	Pra	41,246.15
	Support To Fostering Roma Children	Ngo Democratic Association Of Roma Of Belgrade	40,000.00
	Organic Farming – Chance For Vulnerable Rural Population	The "Repa" Ngo Rural-ecological Farming Association Of Aran?Elovac	38,905.32
	Advocacy For Prsp Implementation And Poverty Reduction Among Vulnerable Groups With Focus On Refugees/dps	Group 484	38,781.72
	Meeting The Needs Of The Elderly	Ngo "Lighthouse", Loznica	37,130.00
	Prevention Of Violence In Community	Center For Social Work Of Novi Sad	36,867.60
	Center For Mediation – Education And Implementation	City Center For Social Work (Ccsww), Advisory Center For Marriage And Family, Belgrade	36,734.00
	Day Care Center For Support And Education	Home For Adult People With Disabilities, Zemun	36,552.26
	Shelter For Women And Children Victims Of Violence	"Duško Radovi?" Home For Children And The Youth, Niš	36,444.88
	The Queen-bee	Center For Social Wok Of Vršac	35,822.48
	"Good Day" – Home Care	Csw Of Petrovac And Žagubica	34,115.66
	Production Of Turn Guide Cd	Omnicom	32,656.04
	De-institutionalization	Society For Support Of Persons With The L. Down Syndrome, Belgrade	32,517.67
	Kindergarten On Wheels	"Habiba Sto?Evi?" Pre-school Institution, Tutin	32,150.57
	"Equal Opportunities"	"Veza" (Connection) Association Of Refugees From B&H And Croatia, Kuršumlija	31,543.53
	Small Arms And Light Weapons Awareness Documentary	Kelkom	31,396.50
<b>Singapore</b>			
	Production Of Tsunami Anniversary Video (International Distribution) For Badan Konstruksi Dan Rehabilitasi (Brr)	Bang Singapore Pte. Ltd.	1,703,670.00
	Contract for Design and Delivery of a Leadership Programme	Management Development Institute Of Singapore	49,700.00
	Contract for Design and Delivery of a Certify Executive Secretary Programme	Management Development Institute Of Singapore	49,200.00
<b>Slovenia</b>			
	Mine Clearance in BiH	International Trust Fund Demining Mine V	300,000.00
	Mine Clearance in BiH	International Trust Fund Demining Mine V	200,000.00
	ITF engaged in the context of generating the matching funds for NPA to provide 5 survey teams for BHMAC.	International Trust Fund Demining Mine V	200,000.00
	Mine Clearance in BiH	International Trust Fund Demining Mine V	49,158.67
<b>Somalia</b>			
	Drilling And Construction Of 12 Bore Wells In Puntland.	Mams & Bros. Co.	880,656.00
	Armo Phase Ii Construction - Section 4,6,7,Water Supply	General Engineering (Gecco)	869,694.00
	Armo Phase Ii Construction - Section 3,Dispensary	Jibrii Commercial Construction (Jicco)	591,911.76
	Present Agreement	Formal Private Education Network In Somalia (Fpens)	312,116.23
	Armo Phase Ii Construction - Section 4,6,7,Water Supply	General Engineering (Gecco)	147,479.11
	Armo Police Academy Borehole	Mams & Bros. Co.	107,411.85
	Environmental Impact Assessment For Water Supply And Sanitation In 13 Communities In Puntland	Pastoral And Environmental Network For The Horn Of Africa (Penha)	98,700.00
	Rehabilitation Of Duduble (China) Canal	Shabelle Construction And Agricultural Development Co.	97,250.00
	Environmental Impact Assessment For Water Supply And Sanitation In 12 Communities In Puntland	Geomatic Engineering And Management , Bosaso, Puntland	96,281.00
	Installation And Commissioning	Iwayonline Communications Llc	87,625.00
	Rehabilitation Of Ministry Of Planning, Temporary Offices In Jowhar	Dahabshill Private Ltd Somalia	83,329.50
	Jowhar Appeal, Regional And District Court Rehabilitation	Farijanno	74,000.00
	Surveys	Awale Drilling Company - Mogadishu	62,079.95
	Construct A Big Police Station In Bossasso.	Professional Building Company Of Bossasso	59,885.00
	Establish Water Resources For Mandera Police Academy, Somaliland	Coopi - Cooperazione Internazionale	50,262.56
	Rehabilitation Of Ex-darawishta (Spu) Compound In Garowe	Tawakal Construction Company Garowe	49,969.00
	Drilling And Construction Of 13 Bore Wells In Somaliland	Cosob Well Drilling Company	47,214.00
	Jowhar Central Police Station Rehabilitation	Dahabshill	45,000.00
	Rehabilitation Of The Somaliland Cid Offices	Horn Engineering Construction Company	42,451.53
	Perform The Extension Of The Existing Water System To The New Returnee And Idp Settlement	Hargeisa Water Agency	42,368.05
	Undertaking Phase Ii Of The Rehabilitation Of Somalilan	Burdi Construction Company	42,316.70
<b>Spain</b>			
	Training and organization of the community in the construction of 50 new housings	Asociación Para La Cooperación Con El Sur (Acsur) Las Segovias	623,833.96
<b>Switzerland</b>			
	Strengthening National Capacity For Socio-economic Data Collection And Analysis In Iraq, Amendment 1R	Cmed International Ag	254,791.57
	Producción Material Audiovisual	Alba Films	50,665.00
	N/A	Avicomp Services Ag Company	44,187.69
<b>Tajikistan</b>			
	Water Supply sytem rehabilitation	Foo Firuz	243,292.00
	Interior Renovations	Bagira Ltd	166,597.00
	Rehabilitation/Construction	Victory Lls	70,682.00
	Construction	Kometa Ltd	70,395.00
	Construction	Victory Lls	48,987.00
	Construction	Kometa Ltd	44,183.00
	Watersupply system rehabilitation and upgrading	Llc "Furkat"	36,481.00
<b>Thailand</b>			
	Set Up An Early Warning System For Tsunami	Asian Disaster Preparedness Center	750,763.92
	Implement Project In Tsunami Affected Area	Chumchon Thai Foundation	394,695.00
	Fit Out Contract For Regional Office Set Up	3d Interiors Co Ltd	385,000.00
	Hotel Service	Nai Lert Park Hotel Co Ltd	223,863.60
	Implement Project In Tsunami Affected Area	Andaman Pilot Project	95,622.34
	It And Office Equipment Rental Service	B I C S 2000 Co Ltd	84,300.00
	Implement Project In Tsunami Affected Area	Community Organization Development Inst	82,857.94
	Layout Designing And Printing Service	Scandinavian Publishing Co Ltd	66,137.47
	Hiv/Aids Implementation	Bureau Of Aids Tb And Stis	60,442.16

**Direct Execution: Major Contracts for services placed during 2005**  
(Individual Contracts of USD 30,000 or more)

Country	Description of services	Name of subcontractor	Cost of contract US dollars
<b>Thailand cont.</b>			
	Implement Project In Tsunami Affected Area	Office Of Natural Resources&Environment	56,950.91
	Layout Designing And Printing Service	Keen Publishing(thailand)Co Ltd	53,655.00
	Project Implementation	Office Of The Basic Education Commission	44,983.22
	It And Office Equipment Rental Service	Sopis Co Ltd	40,025.49
	Conduct Research On Poverty Line	Thailand Development Research Institute	39,107.86
	Travel Services	Carlson Wagonlit (Thailand) Ltd	37,910.15
	Conduct Research On Social Audit	King Prajadhipok's Institute	37,490.61
	Project Implementation	Population And Community Development	37,205.00
	Training Service	Mekong Institute Foundation	35,522.81
	Cable Wiring Services	Wire & Wireless Co Ltd	33,040.04
<b>Timor Leste</b>			
	Contract of Provision Security Services of Residences of UN Personnel	Maubere Security	196,000.00
	Printing and Publication of the sector Investment Programme (SIP) Documents	Sylvia Xerox	42,675.00
<b>Turkey</b>			
	Publications	Mega Basim Yay. San. Ve Tic A.s.	654,243.00
	Rehabilitation, Supply And Installation Of The Sewage System In Al Kadhimiyya Hospital	Elmeka Engineering	649,715.00
	Publications	Mega Basim Yay. San. Ve Tic A.s.	233,186.00
	Consultancy for Internationalization Programme	Girisim Danismanlik Merkezi A.s.	110,030.00
	Computer Program Supply	Hemsoft	93,656.00
	Printing Services	Mega Basim Yay. San. Ve Tic A.s.	70,395.00
<b>UAE</b>			
	Engineering ServicesP	Profile General Trading L.L.C.	70,710.00
	Marine Engineering, Al-merbid VesselE	Navispec Marines Services	51,126.88
	Dredging And Ports Advisor- Months @ Us\$16,000 All Inclusive Fees Including Perdiem For 2.5 Months (75	Abb Industries L.L.c. Marine Division	45,000.00
	Dredging And Port Advisor - Variation No. 1D	Navispec Marines Services	41,606.00
	Dredging And Ports Advisor- Months @ Us\$16,000 All Inclusive Fees Including Perdiem For 2.months (60 Days)D	Navispec Marines Services	37,000.00
<b>Ukraine</b>			
	Rent of office premises	Primadom Ltd	72,000.00
<b>United Kingdom</b>			
	Nationwide anti-personnel Mine and ammunition stockpile destruction project	The Halo Trust	2,724,351.00
	Providing Appraisal Of Ocean Going Vessels To Support Post-tsunami Reconstruction In Aceh Province	Disaster Relief Logistics (Drl)	1,006,285.28
	Business Partnership training	Partnring Initiative	233,683.60
	Weapons and Ammunition Disposal	The Halo Trust	150,357.00
	Support to the Developmet of an Aid Policy Document for Rwanda	Overseas Development Institute	98,000.00
	Development of a Baseline Survey	Idd University Of Birmingham	98,000.00
	School For Broadcast Media	The British Broadcasting World Service Trust (Bbcwst)	89,614.00
	Ports And Harbours EngineeringE	Nesoverseas	85,000.00
	Transition&Development Newsletter	London School Of Economics	77,609.00
	Assessment and definition of capability development strategies	Action On Disability And Development	44,060.00
	Salw Survey Of Moldova	Saferworld	39,950.00
	Educational services for disabled children in Kandahar	Serve Uk	38,848.00
	Svc. Co. Public Adm. & Politics Services	Coutts & Co. Bankers	34,600.00
	N/A	Saferworld	30,000.00
<b>USA</b>			
	Aceh Livelihoods Recovery Program - Round 1	International Relief And Development Inc.	20,000,000.00
	Supporting The Rapid Scale-up Of Hiv/Aids Activities In Indonesia	Family Health International (Fhi)	2,197,687.00
	Agriculture support packages in Parwan, Kapisa and Panjsher provinces	CARE Afghanistan	1,388,271.00
	Extension Of DadL	Vietnam Veterans Of American Foundation	202,401.00
	Community Mobilization & HIV Prevention among labor migrants and their families	IOM	196,573.00
	Donors' Assistance Database (Dad)E	Synergy International	194,310.00
	Transport services	Harris Corporation	135,564.00
	Electrical Power Generation Consultant/Engineer Consultants, Building ConstructionsM	Abacus International Management Llc	104,664.00
	Talleres De Capacitacion	Cicatelli & Associates Inc	80,732.31
	Training	IOM	65,259.00
	Management Advisory ServicesD	Synergy International	54,190.00
	Purchase and license of software and provision of professional services	Synergy International Systems	52,000.00
	Emergency Livelihoods Recovery & Income Generation Opportunities For Aceh	International Relief And Development Inc.	50,000.00
	Educational services for the visually and hearing impaired children in Heart	International Rescue Committee	40,000.00
	Fiscal Decentralization Study	Andrew Young School	37,714.00
	Training	United Nations Drug Control Agency (UNODC)	33,015.00
	Set Up Doner Data Base	Synergy International System Inc	30,289.14
<b>Uzbekistan</b>			
	Construction of Border Training Center in Termez	Sifat Company	134,457.20
	N/A	UN Office for Drug and Crime	44,187.69
<b>Yemen</b>			
	Consultancy cost	Ifes	104,514.00
	Printing of Elections material	Ashlibami	85,000.00
	Estab of the Human Rights info center	Hrit	60,304.00
	Printing of Elections material	Al-etehad	45,223.50
	Printing of Elections material	Al-etehad	36,120.40
	Elections awareness	Soer	33,806.13

# PROJECT PERSONNEL

UNPD Funding



**SUMMARY OF PROJECT PERSONNEL BY NATIONALITY : 2005**

UNDP FUNDING COUNTRY	(USD Thousand)											
	Int'l. Experts			National Experts			UN Volunteers			Fellowships		
	Total	Female	Cost	Total	Female	Cost	Total	Female	Cost	Total	Female	Cost
AFGHANISTAN				1		52.00	2		28.60			
ALBANIA	10	2	118.64	69	25	145.83						
ALGERIA	6	1	92.39	47	6	292.28	3		54.39			
ANDORRA												
ANGOLA	2	2	94.39	25	8	244.48	2	1	58.41			
ANTIGUA & BARBUDA	1		10.00	3		24.53						
ARGENTINA	47	13	463.08	4,168	1,449	23,093.44	2		80.08	10	6	35.59
ARMENIA				38	17	449.86	2	1	78.43			
AUSTRALIA	26	4	689.48				29	16	704.02	26	4	106.25
AUSTRIA	10	2	157.75				6	3	154.85	23	12	40.45
AZERBAIJAN				270	38	1,312.64	4	1	102.74			
BAHAMAS							1	1	2.96			
BAHRAIN	2		9.15	25	4	156.26						
BANGLADESH	6	2	497.63	165	32	731.51	34	6	408.34	5	1	4.24
BARBADOS	1	1	79.12	5		74.44			12.21	3	1	2.44
BELARUS				510	195	763.20	1		25.96			
BELGIUM	9	2	35.91	4		94.72	13	5	352.15			
BELIZE							1		11.71			
BENIN	1		17.00	40	9	534.49	30	2	459.96	6	3	8.16
BHUTAN				52	17	73.67	6	2	156.31			
BOLIVIA	5	3	73.20	977	237	4,012.32	1,053	516	1,181.94	3		1.32
BOSNIA AND HERZEGOVINA				51	13	442.00	21	8	88.63			
BOTSWANA						27.50	16	12	98.47			
BRAZIL	22	8	401.67	2,076	908	64,038.88	23	11	294.35	37	19	83.45
BRUNEI DARUSSALAM												
BULGARIA				525	254	1,781.68	1		40.04			
BURKINA FASO	1		18.35				27	9	314.75	4	3	23.95
BURUNDI				41	20	38.16	17	4	219.30	1		0.93
CAMBODIA				64	10	751.32	21	7	145.35	1		0.12
CAMEROON	7		499.74	33	11	449.21	40	8	468.21			
CANADA	52	6	4,604.19				25	9	563.24	12	11	49.88
CAPE VERDE				27	8	204.82	11	5	45.67	404	217	184.07
CENTRAL AFRICAN REPUBLIC							5	1	151.93			
CHAD				18	2	76.61	6		71.29			
CHILE	46	10	465.62	534	112	2,679.29				7	4	10.75
CHINA				137	18	760.70	22	9	44.29	94	28	75.21
COLOMBIA	30	3	455.92	4		53.52	12	7	105.63	6	2	5.41
COMOROS							7	1	45.52			
CONGO				13	2	248.92	54	8	319.69			
CONGO, DEM. REP.				5		33.00	7		153.52			
COSTA RICA	32	11	629.21	141	63	1,146.65				2		2.22
COTE D'IVOIRE	3		64.00	5		44.48	12	1	260.76	4		8.18
CROATIA				16	12	363.40						
CUBA	7	1	73.33	2	1	11.92	2		39.93	14	10	19.21
CYPRUS												
CZECH REPUBLIC	7	2	103.59	2	2	37.50	1		7.92	3	1	4.81
DENMARK	7	1	227.22				6	3	170.05	11	1	36.28
DJIBOUTI				22	4	144.56	1		32.36			
DOMINICA	1		91.53	3		53.53						
DOMINICAN REPUBLIC	1	1	15.36	153	91	1,499.17				180	34	56.59
DPR KOREA				1		4.21				75	27	56.76
ECUADOR	12	1	67.75	382	149	4,095.41	7	7	54.23	1		4.04
EGYPT	12	4	104.70	1,330	325	12,625.97	48	23	353.64	15	6	33.70
EL SALVADOR	19	7	184.89	4	3	69.50				7	3	31.23
EQUATORIAL GUINEA				1		3.00	7	1	8.17			
ERITREA	14		195.04	14	3	60.84	6	3	96.38	1		11.96
ESTONIA												
ETHIOPIA				8	3	30.43	249	36	1,618.08	3		4.66
FIJI	2		12.95	1		7.89	1	1	29.81			
FINLAND	7	2	155.28				19	14	417.79	14	1	116.27
FRANCE	51	5	729.31	7	5	80.66	27	18	500.01	19	8	52.57
GABON				4		21.00						
GAMBIA	3	1	152.96	10	1	56.85	17	4	475.90			
GEORGIA	1		13.64				2	2	6.71			
GERMANY	20	2	363.31	4	1	72.51	17	10	279.16	21	2	63.42
GHANA	3		36.48	8	3	365.07	21	1	382.32	4	1	25.65
GREECE	2		14.87							17	1	87.74
GRENADA				3		61.05	1		3.50			
GUATEMALA	16	2	919.42	3,069	1,200	17,269.71	93	47	1,034.48	5	1	3.53
GUINEA				5		42.00	23	2	501.05	21	8	44.55
GUINEA-BISSAU	3	1	273.67	21		312.68	14	5	393.56			
GUYANA				20	8	130.97	5	3	14.74	3		0.65
HAITI	7	1	266.00	20	6	1,261.20	8	2	46.30	3	2	5.60
HONDURAS	146	59	752.77	2,007	1,134	13,564.60	5	2	19.78			
HUNGARY	5	2	53.83	1		13.13	1		40.04	2		1.10
ICELAND	1		147.96									
INDIA	16	2	215.56	131	36	770.10	499	90	3,047.53	5	2	6.94
INDONESIA	3	1	125.30	3	2	16.50	7	2	15.07	14	2	20.30
IRAN (ISLAMIC REPUBLIC OF)				83	29	330.52	2		49.39	1	1	2.72
IRAQ	1	1	15.00				2		34.21			
IRELAND	5		35.28				4	3	106.31			
ISRAEL	1		7.63	2	1	11.00	3	1	14.67			
ITALY	21	2	412.96	1		11.83	32	19	646.50	6	1	20.83
JAMAICA	6	2	59.90	7	5	82.16	5		119.88	14	5	28.00
JAPAN	2		3.34	2		39.07	18	10	127.21	5	3	8.74

**SUMMARY OF PROJECT PERSONNEL BY NATIONALITY : 2005**

UNDP FUNDING COUNTRY	Int'l. Experts			National Experts			UN Volunteers			Fellowships		
	Total	Female	Cost	Total	Female	Cost	Total	Female	Cost	Total	Female	Cost
JORDAN	5	2	55.90	99	46	455.38	3		10.34	61	10	69.65
KAZAKHSTAN	1	1	1.50	86	41	554.60	1	1	35.53			
KENYA	4	2	434.05	13	5	104.27	214	100	2,085.26	5	2	16.96
KIRIBATI									27.25			
KUWAIT			7.52									
KYRGYZSTAN				461	214	971.68	68	23	208.30			
LAO P.D.R.	44	11	503.00	12	1	60.23	1		4.16	1	1	0.35
LATVIA	5	1	57.68									
LEBANON	10	4	185.53	220	112	5,333.74	25	23	81.12	1		1.67
LESOTHO	1		46.86	7	3	77.61						
LIBERIA				4		21.00	14	2	253.13			
LIBYAN ARAB JAMAHIRIYA												
LIECHTENSTEIN												
LITHUANIA	3	2	1.60									
LUXEMBOURG	1		0.50							2	1	1.20
MACEDONIA (TFYR)				16	6	23.62	2	1	45.40	1		7.96
MADAGASCAR				76	28	224.51	16	5	327.78	2	1	0.13
MALAWI				26	5	557.25	76	18	344.32	1		5.89
MALAYSIA	8	1	73.55	27	6	1,101.97	16	4	279.86	24	8	78.01
MALDIVES				5	1	16.54	1		30.80	1		0.63
MALI	5		172.84	62	11	670.62	28	7	410.63	6	1	11.71
MALTA	1		0.75									
MARSHALL ISLANDS												
MAURITANIA				42	6	491.00	3		53.24	73	19	327.00
MAURITIUS				7	3	15.70						
MEXICO	34	1	814.02	251	96	2,312.52	3	2	34.54	6	1	11.15
MICRONESIA (FED. STATES OF)										4,669	2,367	282.11
MOLDOVA (REPUBLIC OF)	1		3.00	286	141	410.59						
MONACO												
MONGOLIA	3		154.81	83	40	133.27	22	20	110.45			
MOROCCO	3	2	12.59	38	14	481.22	5	5	33.27	14	3	32.61
MOZAMBIQUE	11	6	932.41	4	1	125.33	9	3	288.92	1		0.82
MYANMAR							10		319.75			
NAMIBIA	3	1	234.41	7	2	185.92	15	9	72.22			
NAURU												
NEPAL	10	1	227.90	177	35	524.27	39	2	820.02	4		5.42
NETHERLANDS	16	4	266.53	5	1	266.20	18	6	381.96	2	2	7.46
NEW ZEALAND	4		64.07	1	1	2.63	5	1	103.81			
NICARAGUA	8	2	71.93	382	154	4,987.93	151	79	291.63	1		0.58
NIGER	1		12.00	165	27	954.37	86	10	624.19	7		3.25
NIGERIA	10		808.66	6	2	171.61	30	4	853.62	3	2	5.70
NORWAY	6		154.29				2	2	19.99			
OMAN												
PALAU												
PAKISTAN	14	6	3,073.31	994	179	3,322.40	15	2	484.70			
PANAMA	2	1	23.75	1,513	686	3,688.51	1	1	14.00	5	1	4.12
PAPUA NEW GUINEA							2	2	86.87			
PARAGUAY	8	2	57.89	1,314	801	4,513.85				14	7	13.33
PERU	6	2	72.63	4,533	1,247	47,284.79	8	2	168.06	4	2	3.01
PHILIPPINES	7	1	229.82	93	54	325.60	87	29	1,890.14	41	9	74.72
POLAND	5		71.54	47	29	70.33	3	2	50.24	3		4.41
PORTUGAL	9	3	120.04	5		199.40	6	6	121.55			
QATAR												
REPUBLIC OF KOREA	2		108.12	8	3	305.12	6	2	92.22	1	2	20.58
ROMANIA	6	1	32.08	92	57	506.13	6	4	140.36	80	44	63.80
RUSSIAN FEDERATION	11	4	85.51	396	225	2,139.89	6	1	239.22	1		0.40
RWANDA	2		49.10	31	4	368.78	54	18	714.35	4	1	32.74
SAMOA							2	2	3.87			
SAN MARINO												
SAO TOME & PRINCIPE				7	2	18.01						
SAUDI ARABIA	6		487.01	128		4,146.08				4		10.02
SENEGAL	3	1	116.67	32	4	160.23	22	4	431.86	12	2	27.38
SEYCHELLES						63.42						
SIERRA LEONE	2	1	26.98	3		18.00	24	6	660.55			
SINGAPORE	3	1	63.17							13	1	14.17
SLOVAKIA	6	2	57.93	5	2	0.10				1		0.70
SLOVENIA							1		39.49			
SOLOMON ISLANDS							3		14.12			
SOMALIA							2		6.60			
SOUTH AFRICA	5	3	52.31	18	9	56.50	9	1	67.90	5	2	17.54
SPAIN	34	9	457.71	7	5	48.37	21	13	378.81	8	3	28.00
SRI LANKA	1		63.84	1		3.00	31	10	466.22	12	4	4.15
ST KITTS & NEVIS												
ST. LUCIA				4		48.65				1		0.70
ST. VINCENT & THE GRENADINE				1		56.52	3	3	58.49			
SUDAN	2		12.80	2	1	26.91	11	3	207.03			
SURINAME				26	6	233.11	6	3	19.06	4	2	2.30
SWAZILAND				2		30.02						
SWEDEN	11	3	153.87				19	8	472.88	4	1	8.27
SWITZERLAND	2		31.46	2		24.56	6	3	121.00	17	7	59.99
SYRIAN ARAB REPUBLIC	1		2.80	89	34	565.01	47	17	218.97	276	180	15.52
TAJIKISTAN	5	4	96.50	14	5	67.20	5	1	138.71	2	1	12.55
THAILAND	25	12	75.84	37	17	386.66	5	2	57.35	113	26	89.17
TIMOR-LESTE												
TOGO	2		19.00	3	1	18.00	14		260.23			

## SUMMARY OF PROJECT PERSONNEL BY NATIONALITY : 2005

UNDP FUNDING												(USD Thousand)		
COUNTRY	Int'l. Experts			National Experts			UN Volunteers			Fellowships				
	Total	Female	Cost	Total	Female	Cost	Total	Female	Cost	Total	Female	Cost		
TONGA														
TRINIDAD & TOBAGO	1		16.50	14	6	253.92	2	1	36.89	1		1.62		
TUNISIA	6	1	231.21	42	4	140.74	2	2	53.63	14	3	16.86		
TURKEY	11	5	172.48	171	53	2,277.33	1		7.08	2		1.85		
TURKMENISTAN				170	91	332.18								
TUVALU														
UNITED ARAB EMIRATES														
UGANDA	1		19.85	29	5	415.40	51	16	1,062.06					
UKRAINE	3	1	2.27				10	2	250.04	10	2	1.93		
UNITED KINGDOM	71	8	1,576.90	3		54.20	35	18	775.40	6		44.69		
UNITED REP. OF TANZANIA				2		32.89	47	19	898.42					
URUGUAY	25	1	321.19	1,466	543	7,998.37	2	1	27.12	5	2	4.82		
USA	98	24	1,643.40	14	7	214.16	39	18	621.78	43	21	98.48		
UZBEKISTAN	6	6	3.17				4	1	50.19					
VANUATU														
VENEZUELA	8	3	50.45	392	218	2,556.39	2	2	40.48	6	3	5.86		
VIET NAM	1		162.05	166	90	1,019.16	10	6	90.54	22	7	99.87		
YEMEN	1		4.95	1	1	42.40	10	1	75.52					
YUGOSLAVIA	1	1	3.00											
ZAMBIA				8	3	61.54	109	31	761.72	1	1	2.02		
ZIMBABWE	2		116.16	45	18	755.92	17	5	302.34					
<b>SUB-TOTAL</b>	<b>1,334</b>	<b>317</b>	<b>30,570.40</b>	<b>31,918</b>	<b>11,894</b>	<b>264,437.63</b>	<b>4,298</b>	<b>1,558</b>	<b>38,819.87</b>	<b>6,732</b>	<b>3,183</b>	<b>3,046.32</b>		
UNSPECIFIED COUNTRIES	1,254		76.51			94.78	5,696	1,928	62,217.54					
GLOBAL PROJECTS														
INTERREGIONAL PROJECTS														
ARAB COUNTRIES														
AFRICAN COUNTRIES														
ASIAN COUNTRIES														
EUROPEAN COUNTRIES														
LATIN AMERICA AND THE CARIE														
<b>GRAND-TOTAL</b>	<b>2,588</b>	<b>317</b>	<b>30,646.90</b>	<b>31,918</b>	<b>11,894</b>	<b>264,532.42</b>	<b>9,994</b>	<b>3,486</b>	<b>101,037.41</b>	<b>6,732</b>	<b>3,183</b>	<b>3,046.32</b>		
<b>INDUSTRIALIZED COUNTRIES:</b>	477	81	12,139	453	246	3,259	356	187	7,272	237	79	831		
Percentage	18.43%	25.58%	39.61%	1.42%	2.07%	1.23%	3.56%	5.36%	7.20%	3.52%	2.48%	27.28%		
<b>DEVELOPING COUNTRIES/ ECONOMIES IN TRANSITION:</b>	857	236	18,432	31,465	11,648	261,178	3,942	1,371	31,548	6,495	3,104	2,215		
Percentage	33.11%	74.42%	60.14%	98.58%	97.93%	98.73%	39.44%	39.33%	31.22%	96.48%	97.52%	72.72%		
<b>ARAB STATES</b>	55	15	1,222	2,043	551	24,411	159	74	1,161	385	202	180		
Percentage	2.13%	4.73%	3.99%	6.40%	4.63%	9.23%	1.59%	2.12%	1.15%	5.72%	6.35%	5.91%		
<b>AFRICAN COUNTRIES</b>	89	18	4,393	877	209	8,391	1,409	362	16,616	568	263	763		
Percentage	3.44%	5.68%	14.33%	2.75%	1.76%	3.17%	14.10%	10.38%	16.45%	8.44%	8.26%	25.05%		
<b>ASIA &amp; PACIFIC</b>	145	38	5,587	2,241	570	10,697	844	198	8,703	427	119	553		
Percentage	5.60%	11.98%	18.23%	7.02%	4.79%	4.04%	8.45%	5.68%	8.61%	6.34%	3.74%	18.16%		
<b>EUROPE &amp; CIS</b>	77	30	793	2,830	1,195	10,523	134	47	1,356	4,773	2,415	381		
Percentage	2.98%	9.46%	2.59%	8.87%	10.05%	3.98%	1.34%	1.35%	1.34%	70.90%	75.87%	12.51%		
<b>LATIN AMERICA &amp; THE CARIBBI</b>	491	135	6,437	23,474	9,123	207,157	1,396	690	3,712	342	105	338		
Percentage	18.97%	42.57%	21.00%	73.54%	76.70%	78.31%	13.97%	19.79%	3.67%	5.08%	3.30%	11.08%		
<b>OTHERS</b>	1,254		76.51			94.78	5,696	1,928	62,217.54					
Percentage	48.45%		0.25%			0.04%	56.99%	55.31%	61.58%					

# **PROCUREMENT FROM DAC MEMBER COUNTRIES**

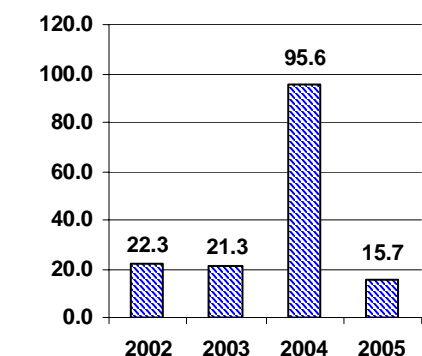


<b>Share of Total Procurement Value 2005</b>			
<b>Goods &amp; Services</b>			
UN SYSTEM	USD	15.7 mill.	0.19 %
UNDP	USD	5.8 mill.	0.47 %
<b>Contribution to UNDP Regular Resources 2005</b>			
TBA			

**1. Procurement Trend**

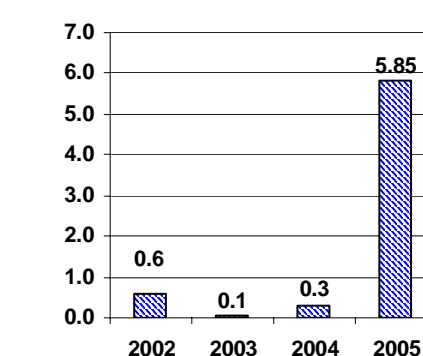
(USD Millions)

UN SYSTEM (All Sources of Funding)



	2002	2003	2004	2005
Goods	11.6	14.9	89.7	7.8
Services	10.7	6.4	6.0	7.9
<b>Total</b>	<b>22.3</b>	<b>21.3</b>	<b>95.6</b>	<b>15.7</b>

UNDP Funding



	2002	2003	2004	2005
Goods	0.6	0.05	0.09	0.11
Services	0.0	0.05	0.22	5.74
<b>Total</b>	<b>0.6</b>	<b>0.1</b>	<b>0.31</b>	<b>5.85</b>

**2. Procurement by Agency of Goods & Services**

(USD Millions)

DEX	4.7
WFP	2.4
UN/PD	2.1
UNHCR	2.0
IAPSO	0.9
UNICEF	0.9
UNFPA	0.7
FAO	0.6
UNOPS	0.5
NEX	0.3
IAEA	0.3
WHO	0.2
Others	0.1

**Total: 15.7**

**3. Commonly Procured Goods & Services**

**Goods**

- Telecommunications Equipment
- Medical Equipment
- Pharmaceuticals
- Scientific Instruments
- Vaccines
- Geophysical Equipment

**Services**

- Feasibility Studies
- Energy Planning
- Logistics Support



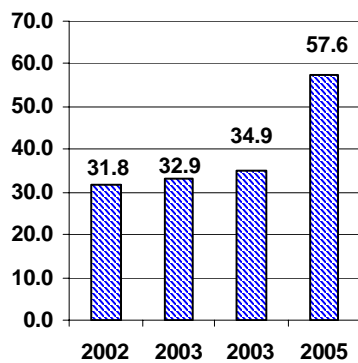


<b>Share of Total Procurement Value 2005</b>			
<b>Goods &amp; Services</b>			
UN SYSTEM	USD	57.6 mill.	0.69 %
UNDP	USD	0.9 mill.	0.07 %
<b>Contribution to UNDP Regular Resources 2005</b>			
TBA			

**1. Procurement Trend**

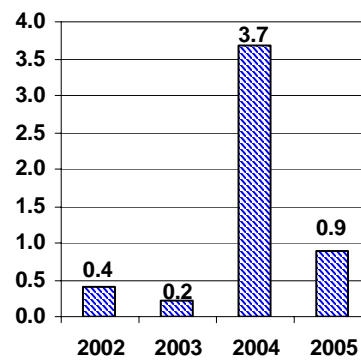
(USD Millions)

UN SYSTEM (All Sources of Funding)



	2002	2003	2003	2005
Goods	21.1	20.8	18.1	35.1
Services	10.6	12.1	16.8	22.5
<b>Total</b>	<b>31.7</b>	<b>32.9</b>	<b>34.9</b>	<b>57.6</b>

UNDP Funding



	2002	2003	2004	2005
Goods	0.4	0.2	0.1	0.6
Services	0.0	0.0	3.5	0.3
<b>Total</b>	<b>0.4</b>	<b>0.2</b>	<b>3.7</b>	<b>0.9</b>

**2. Procurement by Agency of Goods & Services**

(USD Millions)

IAEA	33.26
UNOV	9.1
FAO	5.3
UN/PD	5.0
UNOPS	1.5
UNIDO	1.4
DEX	0.9
UNICEF	0.5
ITU	0.3
ILO	0.1
WHO	0.1
WIPO	0.05
Others	0.1
<b>Total:</b>	<b>57.6</b>

**3. Commonly Procured Goods & Services**

**Goods**

- IT hardware
- Radiation Monitoring Instruments
- Office Supplies
- Medical Supplies

**Services**

- Hardware And Software Maintenance
- Training & Transfer of Technology
- Printing Services

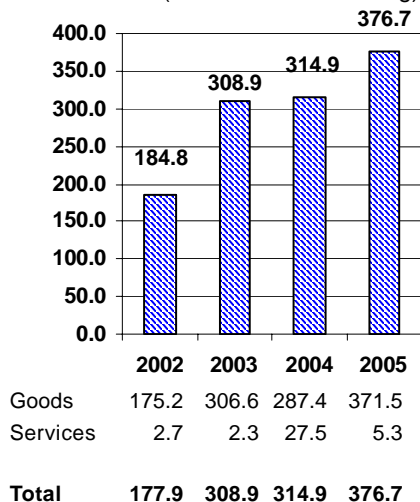


<b>Share of Total Procurement Value 2005</b>			
<b>Goods &amp; Services</b>			
UN SYSTEM	USD 376.7 mill.	4.52 %	
UNDP	USD 62.2 mill.	5.00 %	
<b>Contribution to UNDP Regular Resources 2005</b>			
	TBA		

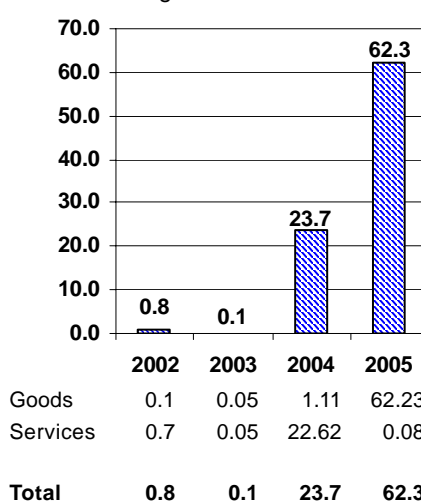
**1. Procurement Trend**

(USD Millions)

UN SYSTEM (All Sources of Funding)



UNDP Funding



**2. Procurement by Agency of Goods & Services**

(USD Millions)

UNICEF	221.6
IAPSO	46.7
PAHO	43.8
UNFPA	24.4
WFP	16.2
NEX	15.3
FAO	2.6
UN/PD	1.3
WHO	1.0
IAEA	0.9
UNOG	0.7
UNIDO	0.7
UNRWA	0.6
DEX	0.3
WIPO	0.2
UNHCR	0.2
UNOPS	0.1
ILO	0.1
Others	0.1
<b>Total:</b>	<b>376.7</b>

**3. Commonly Procured Goods & Services**

**Goods**

- Communications Equipment
- Educational Equipment
- Office Supplies & Equipment
- Medical Supplies
- Pharmaceuticals
- Diagnostics Test Kits
- Motor Vehicle Parts

**Services**

- Telephone Services
- Insurance Services

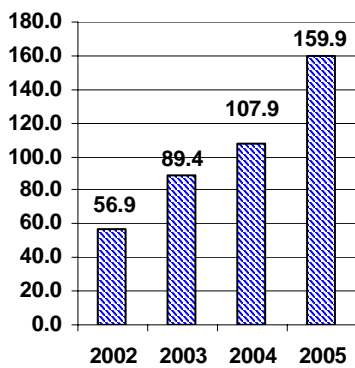


**Share of Total Procurement Value 2005**  
**Goods & Services**  
 UN SYSTEM USD 159.9 mill. 1.92 %  
 UNDP USD 7.9 mill. 0.64 %  
**Contribution to UNDP Regular Resources 2005**  
 TBA

**1. Procurement Trend**

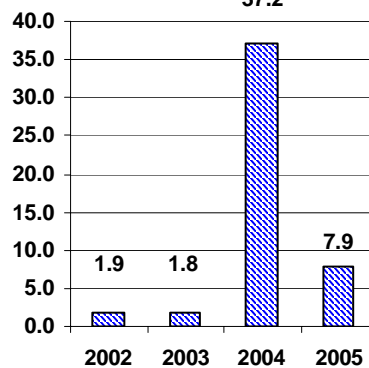
(USD Millions)

UN SYSTEM (All Sources of Funding)



	2002	2003	2004	2005
Goods	42.4	71.4	75.4	132.4
Services	14.4	18.0	32.5	27.5
<b>Total</b>	<b>56.8</b>	<b>89.4</b>	<b>107.9</b>	<b>159.9</b>

UNDP Funding



	2002	2003	2004	2005
Goods	1.3	1.2	24.7	5.5
Services	0.6	0.6	12.5	2.4
<b>Total</b>	<b>1.9</b>	<b>1.8</b>	<b>37.2</b>	<b>7.9</b>

**2. Procurement by Agency of Goods & Services**

(USD Millions)

WFP	69.8
UN/PD	52.9
UNOPS	10.2
UNFPA	6.3
UNICEF	5.1
IAPSO	4.4
UNHCR	3.5
UNDP HQ	2.0
IAEA	2.0
NEX	1.2
PAHO	1.0
DEX	0.4
IFAD	0.3
UNRWA	0.3
WHO	0.1
UNOG	0.1
FAO	0.1
UNOV	0.1
ILO	0.1
UNV	0.1
Others	0.1

**Total: 159.9**

**3. Commonly Procured Goods & Services**

**Goods**

- Audio Visual Equipment
- Nuclear Medicine Equipment
- Optical Instruments
- Computer Equipment
- Election Equipment
- Pharmaceuticals
- Water And Sanitation

**Services**

- Air Chartering
- Economic Studies
- Printing Services
- Computer Services

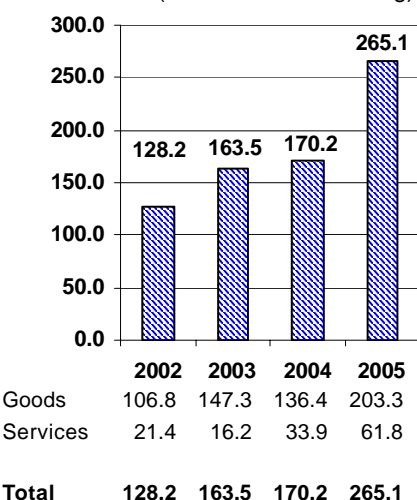


<b>Share of Total Procurement Value 2005</b>		
<b>Goods &amp; Services</b>		
UN SYSTEM	USD 265.1 mill.	3.18 %
UNDP	USD 93.7 mill.	7.52 %
<b>Contribution to UNDP Regular Resources 2005</b>		
	TBA	

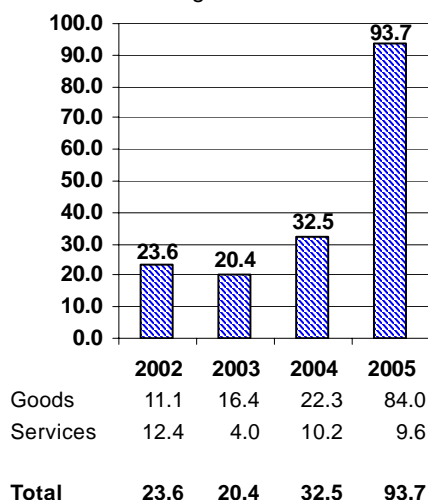
**1. Procurement Trend**

(USD Millions)

UN SYSTEM (All Sources of Funding)



UNDP Funding



**2. Procurement by Agency of Goods & Services**

(USD Millions)

NEX	71.0
UNICEF	40.0
IAPSO	29.3
WFP	27.9
UN/PD	27.8
UNOPS	27.1
UNHCR	18.5
WHO	5.3
UNFPA	4.9
DEX	4.7
UNIDO	2.1
FAO	1.2
UNOV	1.0
UNOG	0.8
UNON	0.7
UNRWA	0.6
ECA	0.6
ITU	0.4
IAEA	0.4
ECLAC	0.3
PAHO	0.2
Others	0.2
<b>Total:</b>	<b>265.1</b>

**3. Commonly Procured Goods & Services**

**Goods**

- Computer Equipment
- Communication Equipment
- Vehicles
- Electric Motors
- Medical Supplies
- Office Supplies
- Water Pipes

**Services**

- Environmental Consultancies
- Training of Project Personnel & Technical Assistance
- Transport Support
- Freight Forwarding
- Insurance

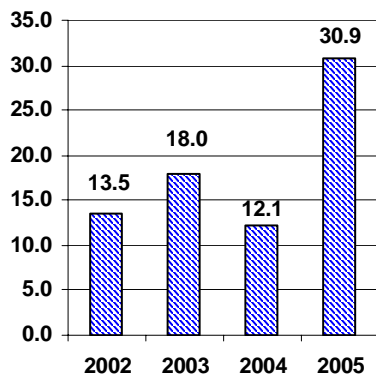


<b>Share of Total Procurement Value 2005</b>			
<b>Goods &amp; Services</b>			
UN SYSTEM	USD	30.9 mill.	0.37 %
UNDP	USD	15.7 mill.	1.26 %
<b>Contribution to UNDP Regular Resources 2005</b>			
TBA			

**1. Procurement Trend**

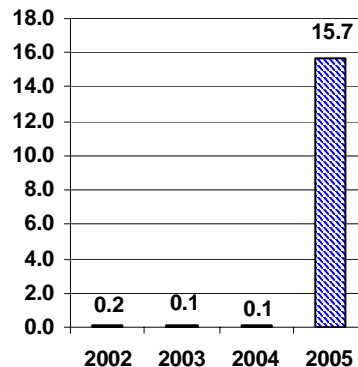
(USD Millions)

UN SYSTEM (All Sources of Funding)



	2002	2003	2004	2005
Goods	12.9	16.3	11.3	29.7
Services	0.6	1.7	0.6	1.2
<b>Total</b>	<b>13.5</b>	<b>18.0</b>	<b>12.1</b>	<b>30.9</b>

UNDP Funding



	2002	2003	2004	2005
Goods	1.6	0.0	0.0	15.5
Services	0.0	0.1	0.1	0.3
<b>Total</b>	<b>1.6</b>	<b>0.1</b>	<b>0.1</b>	<b>15.7</b>

**2. Procurement by Agency of Goods & Services**

(USD Millions)

NEX	15.7
UNICEF	7.7
WMO	1.9
UN/PD	1.6
UNFPA	0.9
UNIDO	0.7
WFP	0.7
FAO	0.5
UNHCR	0.4
WHO	0.3
ECA	0.2
PAHO	0.1
IAEA	0.1
ILO	0.1
<b>Total:</b>	<b>30.9</b>

**3. Commonly Procured Goods & Services**

**Goods**

- Contraceptives
- Laboratory Equipment
- Medical Equipment
- Refrigeration Equipment
- Education Supplies

**Services**

- Printing Services
- Software Installation
- Hardware And Software Maintenance

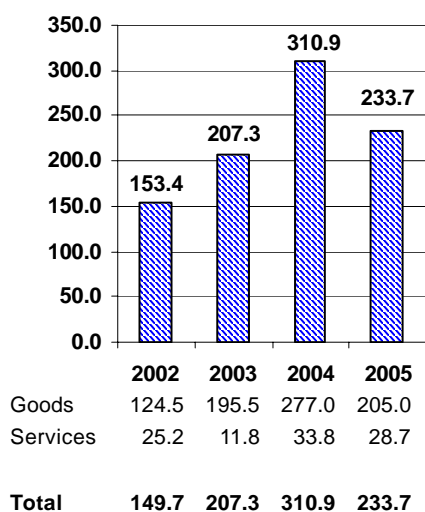


<b>Share of Total Procurement Value 2005</b>			
<b>Goods &amp; Services</b>			
UN SYSTEM	USD	233.7 mill.	2.81%
UNDP	USD	5.2 mill.	0.42 %
<b>Contribution to UNDP Regular Resources 2005</b>			
TBA			

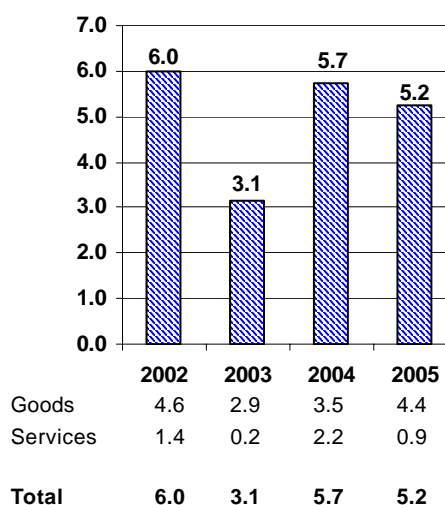
**1. Procurement Trend**

(USD Millions)

UN SYSTEM (All Sources of Funding)



UNDP Funding



**2. Procurement by Agency of Goods & Services**

(USD Millions)

UNICEF	82.2
UN/PD	61.7
PAHO	41.4
WFP	9.8
WHO	7.1
FAO	5.5
IAEA	4.0
UNOPS	3.5
UNOG	3.1
IAPSO	2.7
UNRWA	2.0
DEX	1.7
NEX	1.4
UNON	1.3
UNFPA	0.9
UNHCR	0.9
ILO	0.9
WIPO	0.8
ITU	0.7
WMO	0.7
IFAD	0.5
UNIDO	0.4
ITC	0.3
Others	0.4
<b>Total:</b>	<b>233.7</b>

**3. Commonly Procured Goods & Services**

**Goods**

- Pharmaceuticals
- Computer Software
- Electrical equipment
- Education Supplies
- Food Items
- Vehicles
- Office Supplies

**Services**

- Management Consultancies
- Premises Maintenance
- Freight Forwarding
- Printing Services

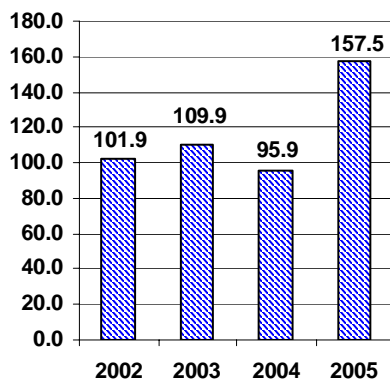


**Share of Total Procurement Value 2005**  
**Goods & Services**  
 UN SYSTEM USD 157.5 mill. 1.89 %  
 UNDP USD 11.3 mill. 0.91 %  
**Contribution to UNDP Regular Resources 2005**  
 TBA

**1. Procurement Trend**

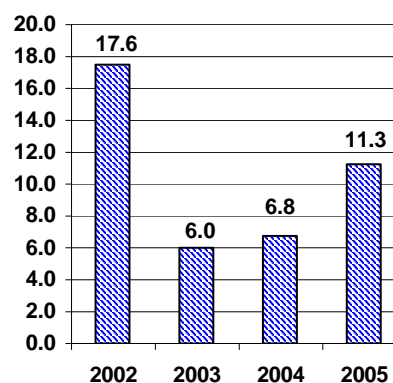
(USD Millions)

UN SYSTEM (All Sources of Funding)



	2002	2003	2004	2005
Goods	86.0	94.3	83.9	120.9
Services	16.0	15.6	12.0	36.7
<b>Total</b>	<b>101.9</b>	<b>109.9</b>	<b>95.9</b>	<b>157.5</b>

UNDP Funding



	2002	2003	2004	2005
Goods	8.8	2.3	4.9	8.0
Services	8.7	3.7	1.9	3.3
<b>Total</b>	<b>17.6</b>	<b>6.0</b>	<b>6.8</b>	<b>11.3</b>

**2. Procurement by Agency of Goods & Services**

(USD Millions)

UN/PD	45.4
UNICEF	31.2
UNFPA	14.1
IAEA	13.5
WFP	12.3
WHO	9.9
NEX	7.9
UNHCR	4.9
UNOPS	4.7
DEX	2.8
UNV	1.9
WIPO	1.7
UNOV	1.2
UNOG	1.1
FAO	1.1
PAHO	0.8
IAPSO	0.7
UNRWA	0.6
UNIDO	0.5
IFAD	0.5
ILO	0.2
UNON	0.2
WMO	0.1
ITU	0.1

**Total: 157.5**

**3. Commonly Procured Goods & Services**

**Goods**

- Air Cooled Power Generators
- Laboratory Equipment
- Medical Equipment
- Education Supplies
- Pharmaceuticals
- Vehicles

**Services**

- Printing Services
- Consulting
- Telephone Services

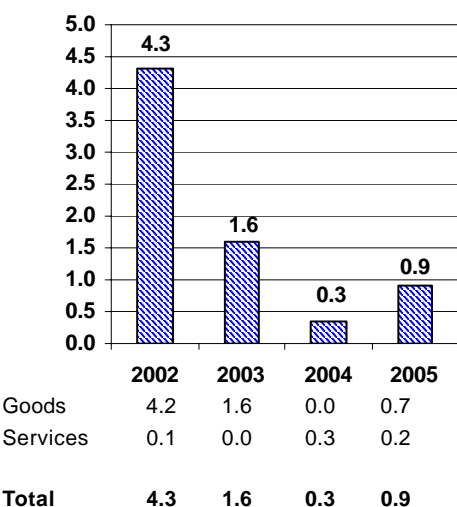


<b>Share of Total Procurement Value 2005</b>			
<b>Goods &amp; Services</b>			
UN SYSTEM	USD	0.9 mill.	0.01 %
UNDP	USD	0.0 mill.	0.00 %
<b>Contribution to UNDP Regular Resources 2005</b>			
TBA			

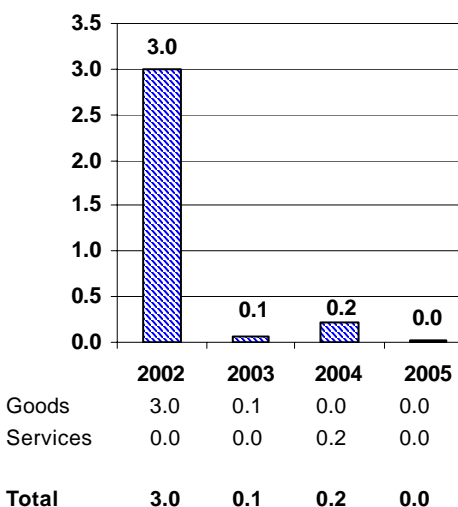
**1. Procurement Trend**

(USD Millions)

UN SYSTEM (All Sources of Funding)



UNDP Funding



**2. Procurement by Agency of Goods & Services**

(USD Millions)

UNIDO	0.5
UNOPS	0.2
UN/PD	0.1
UNRWA	0.1
UNFPA	0.1
<b>Total:</b>	<b>0.9</b>

**3. Commonly Procured Goods & Services**

**Goods**

- Power Cables
- Agricultural Equipment
- Electrical Equipment
- Water Storage Tanks

**Services**

- Renting Services



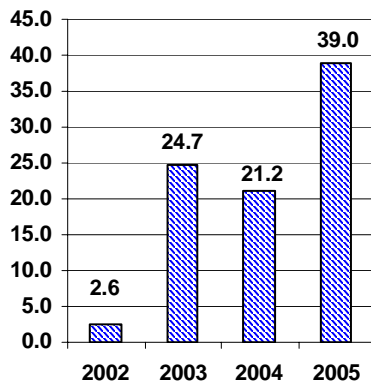


<b>Share of Total Procurement Value 2005</b>			
<b>Goods &amp; Services</b>			
UN SYSTEM	USD	39.0 mill.	0.47 %
UNDP	USD	1.1 mill.	0.09 %
<b>Contribution to UNDP Regular Resources 2005</b>			
TBA			

**1. Procurement Trend**

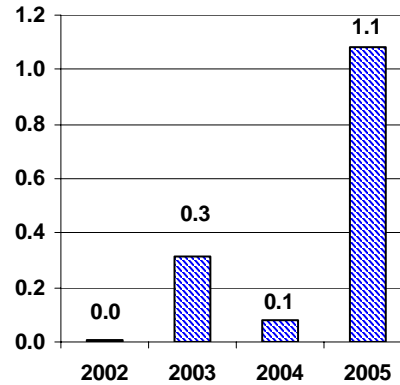
(USD Millions)

UN SYSTEM (All Sources of Funding)



	2002	2003	2004	2005
Goods	1.3	2.3	4.4	6.7
Services	1.3	22.4	16.8	32.2
<b>Total</b>	<b>2.6</b>	<b>24.7</b>	<b>21.2</b>	<b>39.0</b>

UNDP Funding



	2002	2003	2004	2005
Goods	0.0	0.3	0.0	1.0
Services	0.0	0.0	0.1	0.1
<b>Total</b>	<b>0.0</b>	<b>0.3</b>	<b>0.1</b>	<b>1.1</b>

**2. Procurement by Agency of Goods & Services**

(USD Millions)

UN/PD	30.6
UNICEF	3.7
WHO	1.1
UNHCR	1.1
NEX	1.1
UNOPS	0.5
UNOG	0.3
UNON	0.1
UNFPA	0.1
WIPO	0.1
PAHO	0.1
UNIDO	0.1
UNOV	0.1
Others	0.1
<b>Total:</b>	<b>39.0</b>

**3. Commonly Procured Goods & Services**

**Goods**

- Computers
- Pharmaceuticals

**Services**

- Computer Services
- Printing Services

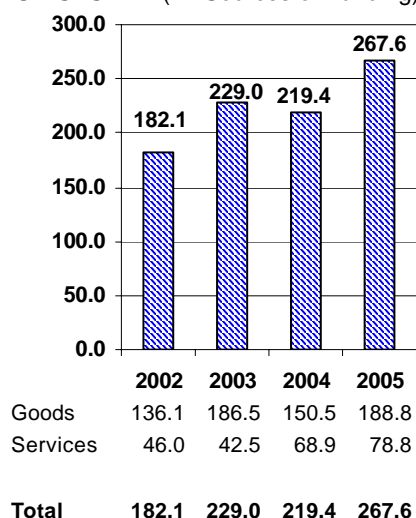


<b>Share of Total Procurement Value 2005</b>		
<b>Goods &amp; Services</b>		
UN SYSTEM	USD 267.6 mill.	3.21 %
UNDP	USD 12.6 mill.	1.01 %
<b>Contribution to UNDP Regular Resources 2005</b>		
TBA		

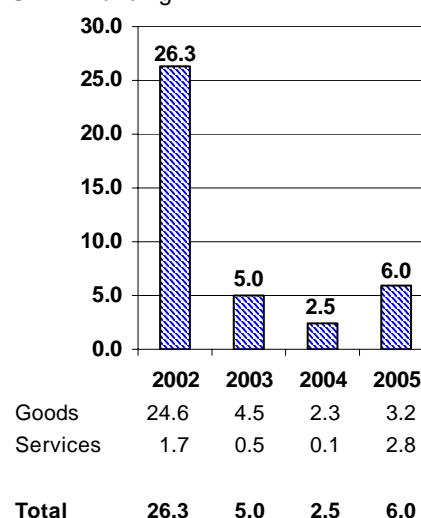
**1. Procurement Trend**

(USD Millions)

UN SYSTEM (All Sources of Funding)



UNDP Funding



**2. Procurement by Agency of Goods & Services**

(USD Millions)

UN/PD	85.4
WFP	56.6
UNICEF	32.6
FAO	30.4
IFAD	24.6
DEX	9.7
PAHO	7.5
UNIDO	7.4
NEX	2.8
UNOPS	2.6
UNHCR	2.1
WHO	1.6
UNOG	1.1
UNRWA	0.9
ILO	0.8
IAEA	0.7
UNON	0.4
UNFPA	0.3
UNOV	0.1
<b>Total:</b>	<b>267.6</b>

**3. Commonly Procured Goods & Services**

**Goods**

- Agricultural Equipment
- Food Items
- Mining Equipment & Drilling Rigs
- Pharmaceuticals
- Ozone Depleting Substances Phaseout Equipment
- Water Pumps

**Services**

- EDP Consultancies
- Engineering Consultancies
- Freight Forwarding
- Insurance Services
- Printing Services

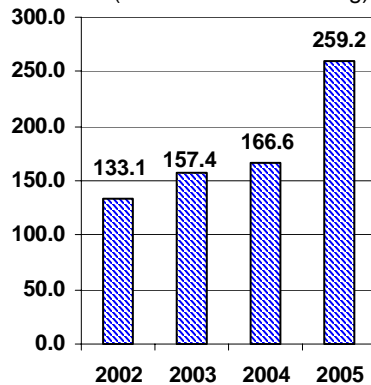


<b>Share of Total Procurement Value 2005</b>		
<b>Goods &amp; Services</b>		
UN SYSTEM	USD 259.2 mill.	3.11 %
UNDP	USD 76.5 mill.	6.14 %
<b>Contribution to UNDP Regular Resources 2005</b>		
TBA		

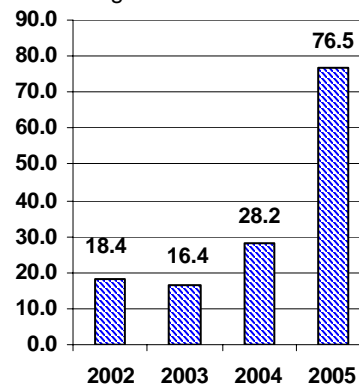
**1. Procurement Trend**

(USD Millions)

UN SYSTEM (All Sources of Funding)



UNDP Funding



	2002	2003	2004	2005
Goods	132.0	156.8	137.7	191.0
Services	1.10	0.6	28.9	68.2
<b>Total</b>	<b>133.1</b>	<b>157.4</b>	<b>166.6</b>	<b>259.2</b>

	2002	2003	2004	2005
Goods	18.4	16.4	5.7	12.0
Services	0.0	0.0	22.5	64.4
<b>Total</b>	<b>18.4</b>	<b>16.4</b>	<b>28.2</b>	<b>76.5</b>

**2. Procurement by Agency of Goods & Services**

(USD Millions)

DEX	67.4
UNICEF	54.0
UN/PD	50.3
IAPSO	32.2
WFP	21.2
WHO	10.4
UNHCR	5.2
FAO	4.6
NEX	3.8
WIPO	2.4
UNOPS	2.2
UNFPA	1.3
UNU	1.3
IAEA	0.7
UNRWA	0.6
ILO	0.4
UNON	0.4
PAHO	0.3
WMO	0.1
UNV	0.1
UNIDO	0.1
ECA	0.1
UNOG	0.1
Others	0.1

**Total: 259.2**

**3. Commonly Procured Goods & Services**

**Goods**

- Computer Equipment
- Electrical Equipment
- Iron & Steel Products
- Medical Supplies
- Rubber Tyres & Tubes
- Vehicles

**Services**

- Freight

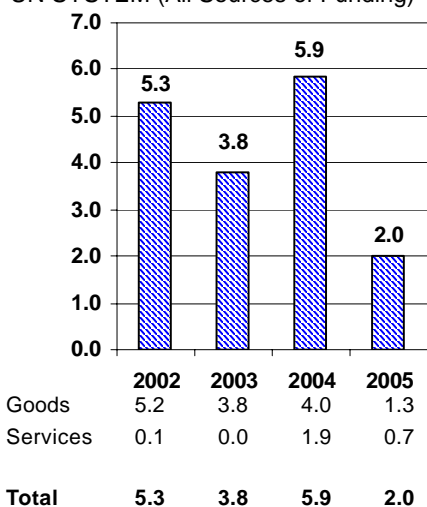


<b>Share of Total Procurement Value 2005</b>			
<b>Goods &amp; Services</b>			
UN SYSTEM	USD	2.0 mill.	0.02 %
UNDP	USD	0.0 mill.	0.0 %
<b>Contribution to UNDP Regular Resources 2005</b>			
TBA			

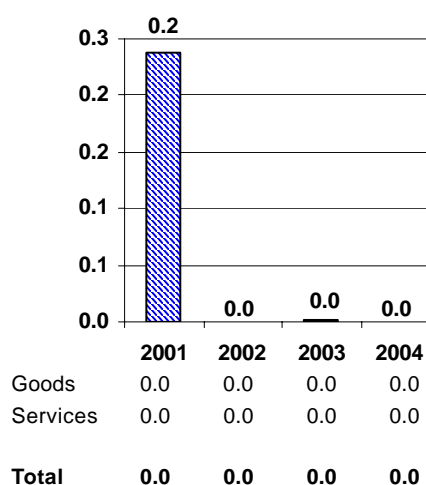
**1. Procurement Trend**

(USD Millions)

UN SYSTEM (All Sources of Funding)



UNDP Funding



**2. Procurement by Agency of Goods & Services**

(USD Millions)

WHO	1.1
FAO	0.7
Others	0.1
<b>Total:</b>	<b>2.0</b>

**3. Commonly Procured Goods & Services**

**Goods**

- Educational Supplies
- Medical Equipment
- Water Supply

**Services**

- Training

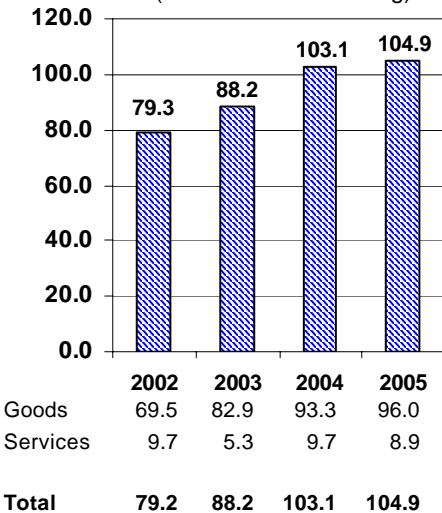


<b>Share of Total Procurement Value 2005</b>		
<b>Goods &amp; Services</b>		
UN SYSTEM	USD 104.9 mill.	1.26 %
UNDP	USD 4.0 mill.	0.32 %
<b>Contribution to UNDP Regular Resources 2005</b>		
TBA		

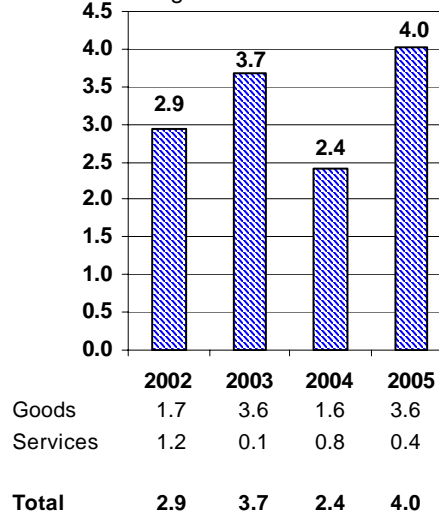
**1. Procurement Trend**

(USD Millions)

UN SYSTEM (All Sources of Funding)



UNDP Funding



**2. Procurement by Agency of Goods & Services**

(USD Millions)

UNFPA	26.6
IAPSO	14.5
UN/PD	13.3
WHO	11.8
UNICEF	8.6
WFP	6.7
UNRWA	5.2
UNOPS	4.3
FAO	3.1
IAEA	2.1
UNHCR	2.0
DEX	1.8
NEX	1.5
PAHO	1.5
UNON	0.6
UNIDO	0.6
UNOG	0.3
WIPO	0.3
ITC	0.2
ITU	0.1
Others	0.1

**Total: 104.9**

**3. Commonly Procured Goods & Services**

**Goods**

- Agricultural Chemicals
- Automotive Workshop Equipment
- Electrical Equipment
- Electric Motors
- Pharmaceuticals
- Medical Equipment
- Office Supplies

**Services**

- Consulting Services
- Education and Training
- Printing Services
- Cleaning Services
- Catering Services

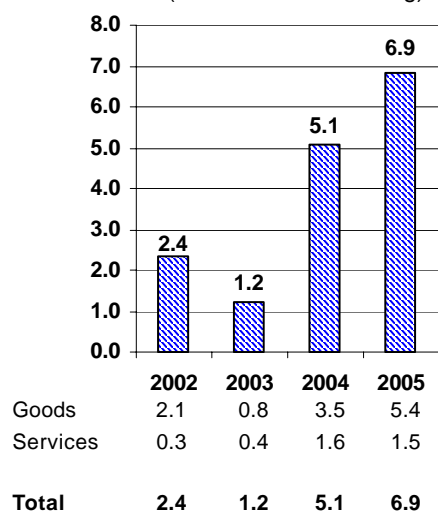


<b>Share of Total Procurement Value 2005</b>			
<b>Goods &amp; Services</b>			
UN SYSTEM	USD	6.9 mill.	0.08 %
UNDP	USD	0.2 mill.	0.01%
<b>Contribution to UNDP Regular Resources 2005</b>			
TBA			

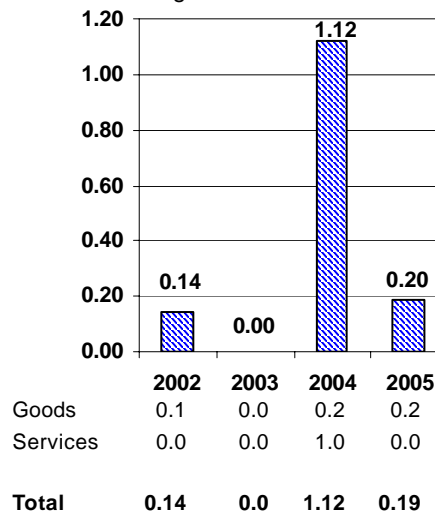
**1. Procurement Trend**

(USD Millions)

UN SYSTEM (All Sources of Funding)



UNDP Funding



**2. Procurement by Agency of Goods & Services**

(USD Millions)

UN/PD	5.5
UNOPS	0.6
WHO	0.3
DEX	0.2
FAO	0.1
WFP	0.1
UNICEF	0.1
Others	0.1
<b>Total:</b>	<b>6.9</b>

**3. Commonly Procured Goods & Services**

**Goods**

- Telecommunication Equipment
- Telephone Equipment
- Medical Supplies

**Services**

- Training
- Telephone Servies



**Share of Total Procurement Value 2005**

**Goods & Services**

UN SYSTEM	USD	33.5 mill.	0.40 %
UNDP	USD	11.1 mill.	0.89 %

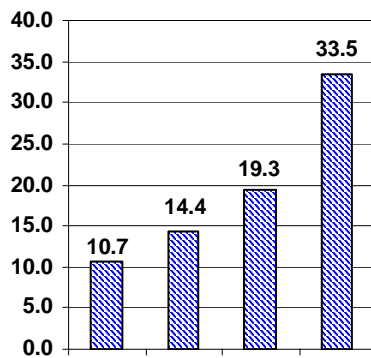
**Contribution to UNDP Regular Resources 2005**

TBA.

**1. Procurement Trend**

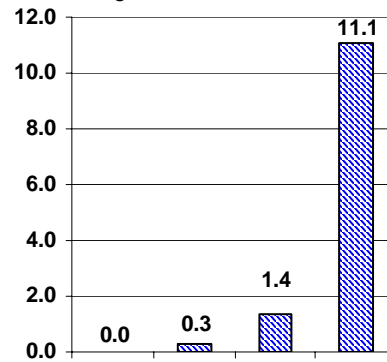
(USD Millions)

UN SYSTEM (All Sources of Funding)



	2002	2003	2004	2005
Goods	8.8	13.1	16.1	27.5
Services	1.8	1.3	3.2	6.0
<b>Total</b>	<b>10.7</b>	<b>14.4</b>	<b>19.3</b>	<b>33.5</b>

UNDP Funding



	2002	2003	2004	2005
Goods	0.0	0.3	0.4	7.0
Services	0.0	0.0	1.0	4.1
<b>Total</b>	<b>0.0</b>	<b>0.3</b>	<b>1.4</b>	

**2. Procurement by Agency of Goods & Services**

(USD Millions)

WFP	8.4
NEX	6.9
UN/PD	4.7
UNDP HQ	3.5
UNICEF	3.5
UNOG	1.4
UNHCR	1.1
PAHO	1.1
UNRWA	0.8
UNOPS	0.8
DEX	0.6
UNIDO	0.3
WHO	0.1
UNFPA	0.1
Others	0.1

**Total: 33.5**

**3. Commonly Procured Goods & Services**

**Goods**

- Electrical Equipment
- Medical Supplies
- Pharmaceuticals
- Pre-Fabricated Warehouse
- Refrigeration Systems
- Pharmaceuticals
- Water Storage Tanks

**Services**

- Environmental Consultancies
- Freight Services

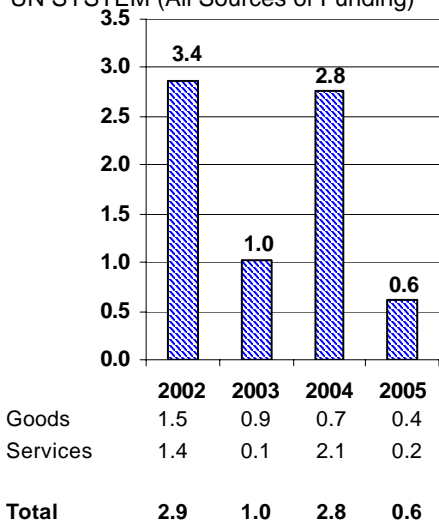


<b>Share of Total Procurement Value 2005</b>			
<b>Goods &amp; Services</b>			
UN SYSTEM	USD	0.6 mill.	0.01 %
UNDP	USD	0.26 mill.	0.02 %
<b>Contribution to UNDP Regular Resources 2005</b>			
TBA			

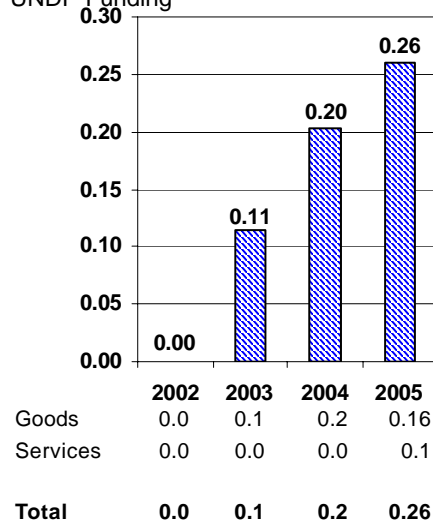
**1. Procurement Trend**

(USD Millions)

UN SYSTEM (All Sources of Funding)



UNDP Funding



**2. Procurement by Agency of Goods & Services**

(USD Millions)

WHO	0.2
NEX	0.2
UNFPA	0.1
Others	0.1
<b>Total:</b>	<b>0.6</b>

**3. Commonly Procured Goods & Services**

**Goods**

- Reactor Equipment
- Agricultural Equipment
- Bakery Products
- Water Pipes

**Services**

- Airline Management And Operations



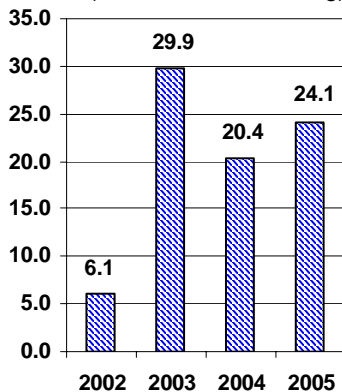


<b>Share of Total Procurement Value 2005</b>			
<b>Goods &amp; Services</b>			
UN SYSTEM	USD	24.1 mill.	0.29 %
UNDP	USD	4.3 mill.	0.35 %
<b>Contribution to UNDP Regular Resources 2005</b>			
TBA			

**1. Procurement Trend**

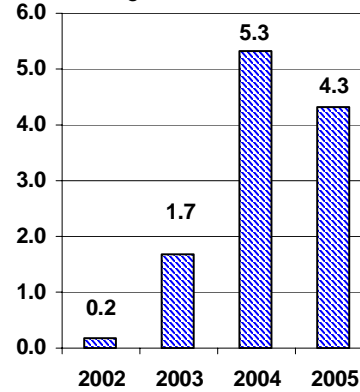
(USD Millions)

UN SYSTEM (All Sources of Funding)



	2002	2003	2004	2005
Goods	5.8	29.2	15.1	19.1
Services	0.3	0.7	5.3	5.0
<b>Total</b>	<b>6.1</b>	<b>29.9</b>	<b>20.4</b>	<b>24.1</b>

UNDP Funding



	2002	2003	2004	2005
Goods	0.2	1.3	1.0	3.0
Services	0.0	0.4	4.3	1.3
<b>Total</b>	<b>0.2</b>	<b>1.7</b>	<b>5.3</b>	<b>4.3</b>

**2. Procurement by Agency of Goods & Services**

(USD Millions)

UNOPS	10.1
UN/PD	3.7
NEX	3.4
UNIDO	2.1
UNICEF	1.6
DEX	0.9
UNFPA	0.4
PAHO	0.4
WHO	0.4
IAEA	0.4
UNOG	0.2
ITU	0.1
FAO	0.1
WFP	0.1
ILO	0.1
Others	0.1
<b>Total:</b>	<b>24.1</b>

**3. Commonly Procured Goods & Services**

**Goods**

- Electrical Motors & Generators
- Communication Equipment
- Vehicles
- Medical Supplies
- Pharmaceuticals
- Chemicals

**Services**

- Industrial Research And Development
- Construction Service

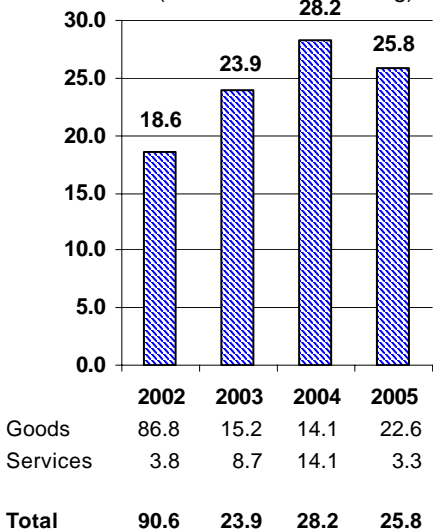


<b>Share of Total Procurement Value 2005</b>			
<b>Goods &amp; Services</b>			
UN SYSTEM	USD	25.8 mill.	0.31 %
UNDP	USD	2.0 mill.	0.16 %
<b>Contribution to UNDP Regular Resources 2005</b>			
TBA			

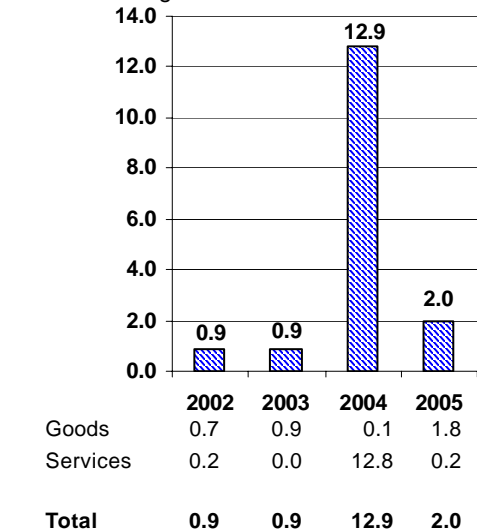
**1. Procurement Trend**

(USD Millions)

UN SYSTEM (All Sources of Funding)



UNDP Funding



**2. Procurement by Agency of Goods & Services**

(USD Millions)

UNICEF	9.7
UN/PD	6.7
UNHCR	2.5
UNOG	1.8
NEX	1.8
WHO	1.0
UNOPS	0.8
UNRWA	0.3
IAEA	0.3
ILO	0.3
FAO	0.2
DEX	0.1
IAPSO	0.1
WFP	0.1
UNFPA	0.1
PAHO	0.1
<b>Total:</b>	<b>25.8</b>

**3. Commonly Procured Goods & Services**

**Goods**

- Laboratory Supplies
- Generators
- Medical Equipment
- Water And Sanitation
- Trucks
- Vehicles

**Services**

- Education And Training
- Fesibility Studies
- Telephone Services

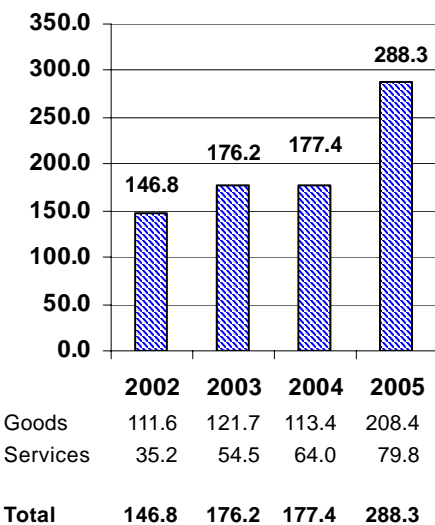


<b>Share of Total Procurement Value 2005</b>		
<b>Goods &amp; Services</b>		
UN SYSTEM	USD 288.3 mill.	3.46 %
UNDP	USD 11.7 mill.	0.94 %
<b>Contribution to UNDP Regular Resources 2005</b>		
TBA		

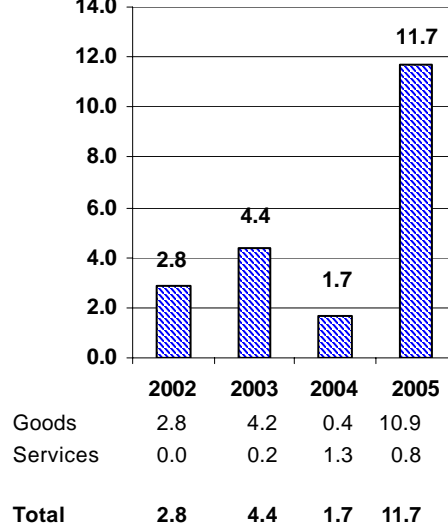
**1. Procurement Trend**

(USD Millions)

UN SYSTEM (All Sources of Funding)



UNDP Funding



**2. Procurement by Agency of Goods & Services**

(USD Millions)

WHO	60.7
UNOG	43.3
UNICEF	42.9
WIPO	34.3
UNHCR	26.5
ILO	17.0
ITU	12.5
NEX	10.2
UNOPS	9.7
PAHO	7.5
UN/PD	6.4
WMO	6.3
ITC	2.7
FAO	2.2
UNFPA	1.6
IAEA	1.2
UNIDO	1.1
IAPSO	0.9
DEX	0.7
WFP	0.3
ECA	0.1
UNOV	0.1
UNRWA	0.1
Others	0.2

**Total: 288.3**

**3. Commonly Procured Goods & Services**

**Goods**

- Audio Visual Equipment
- Computers
- Furnitures
- Office Supplies
- Medical Supplies
- Pharmaceuticals
- Water Pipes & Pumps

**Services**

- Management Advisory Services
- Computer Services
- Freight Forwarding



**Share of Total Procurement Value 2005**

**Goods & Services**

UN SYSTEM                      USD 264.4 mill. 3.17 %  
 UNDP                              USD 27.5 mill. 2.20 %

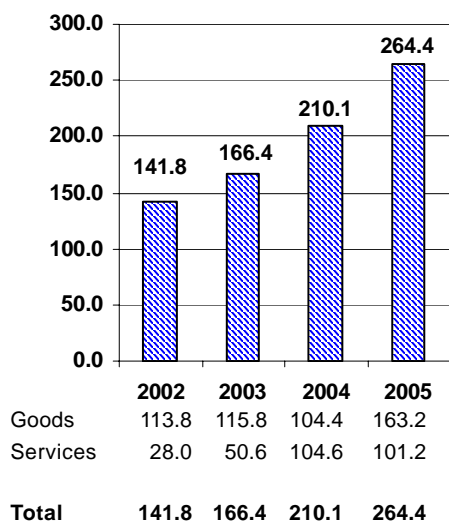
**Contribution to UNDP Regular Resources 2005**

TBA

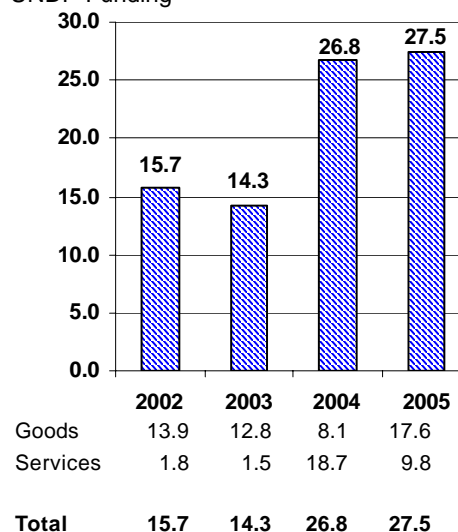
**1. Procurement Trend**

(USD Millions)

UN SYSTEM (All Sources of Funding)



UNDP Funding



**2. Procurement by Agency of Goods & Services**

(USD Millions)

UN/PD	63.6
UNOPS	58.5
UNICEF	31.1
WFP	28.6
UNHCR	12.8
IAPSO	11.8
UNFPA	11.6
UNDP HQ	7.5
UNOG	6.4
WHO	6.1
NEX	6.0
IAEA	4.0
UNON	3.2
DEX	2.9
FAO	2.4
UNOV	2.0
WIPO	2.0
UNIDO	1.3
UNRWA	1.1
ILO	0.5
ECA	0.4
PAHO	0.1
ITC	0.1
Others	0.2
<b>Total:</b>	<b>264.4</b>

**3. Commonly Procured Goods & Services**

**Goods**

- Election Materials
- Computer Equipment
- Laboratory Equipment
- Office Equipment & Supplies
- Vehicles
- Telecommunication Equipment
- Pharmaceuticals

**Services**

- Cleaning Services
- Printing Services
- Technical Studies
- Leasing And Rental Services

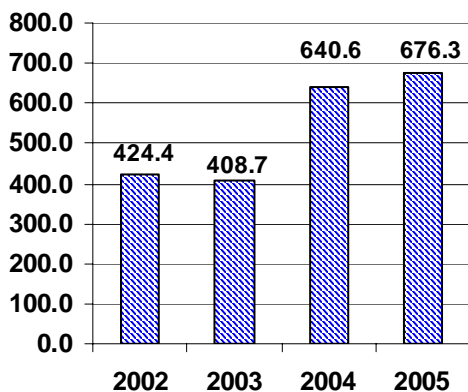


<b>Share of Total Procurement Value 2005</b>	
<b>Goods &amp; Services</b>	
UN SYSTEM	USD 676.3 mill. 8.12 %
UNDP	USD 155.0 mill. 12.44 %
<b>Contribution to UNDP Regular Resources 2005</b>	
TBA	

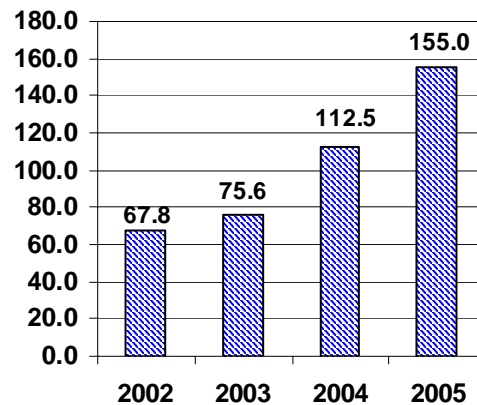
**1. Procurement Trend**

(USD Millions)

UN SYSTEM (All Sources of Funding)



UNDP Funding



	2002	2003	2004	2005
Goods	206.0	215.2	268.8	297.9
Services	218.4	193.5	371.8	378.4
<b>Total</b>	<b>424.4</b>	<b>408.7</b>	<b>640.6</b>	<b>676.3</b>

	2002	2003	2004	2005
Goods	24.0	42.5	36.4	38.9
Services	43.8	33.1	76.1	116.0
<b>Total</b>	<b>67.8</b>	<b>75.6</b>	<b>112.5</b>	<b>155.0</b>

**2. Procurement by Agency of Goods & Services**

(USD Millions)

UN/PD	313.4
HQ	89.0
UNOPS	45.9
NEX	35.6
UNFPA	34.7
UNICEF	32.9
PAHO	31.9
DEX	28.4
IAEA	25.7
WFP	9.5
IFAD	3.8
FAO	3.7
WHO	2.8
UNRWA	2.7
UNOV	2.4
UNHCR	2.2
IAPSO	2.0
ECLAC	1.6
UNIDO	1.3
UNON	1.2
WIPO	1.2
UNOG	1.1
ESCAP	0.8
Others	2.5
<b>Total:</b>	<b>676.3</b>

**3. Commonly Procured Goods & Services**

**Goods**

- Air Traffic Control Equipment
- Computer Equipment
- Electronic Equipment
- Medical Supplies
- Ozone Depleting Substances Phaseout Equipment
- Pharmaceuticals

**Services**

- Communication Services
- Software Services
- Transport Services
- Engineering Consultancies
- Insurance Services
- Management Advisory Services
- Printing & Publishing Services

# **ANNEXES**

## ABBREVIATIONS

<b>AFDB</b>	African Development Bank	<b>UNCTAD</b>	United Nations Conference on Trade and Development
<b>ASDB</b>	Asian Development Bank	<b>UNDCP</b>	United Nations Drug Control Program
<b>DEX</b>	Direct Execution	<b>UNDP</b>	United Nations Development Program
<b>ECA</b>	Economic Commission for Africa	<b>UNEP</b>	United Nations Environmental Program
<b>ECE</b>	Economic Commission for Europe	<b>UNESCO</b>	United Nations Educational Scientific and Cultural Organization
<b>ECLAC</b>	Economic Commission for Latin America & the Caribbean	<b>UNFPA</b>	United Nations Population Fund
<b>ESCAP</b>	Economic Commission for Asia and the Pacific	<b>UNHCR</b>	United Nations High Commissioner for Refugees
<b>ESCWA</b>	Economic & Social Commission for Western Asia	<b>UNICEF</b>	United Nations Children's Fund
<b>FAO</b>	Food and Agricultural Organization of the United Nations	<b>UNICRI</b>	United Nations Interregional Crime and Justice Research Institute
<b>GATT</b>	General Agreement on Tariffs and Trade	<b>UNIDIR</b>	United Nations Institute for Disarmament Research
<b>HABITAT</b>	See UNCHS	<b>UNIDO</b>	United Nations Industrial Development Organization
<b>IAEA</b>	International Atomic Energy Agency	<b>UNITAR</b>	United Nations Institute for Training and Research
<b>IAPSO</b>	Inter-Agency Procurement Services Office (UNDP)	<b>UN/OCHA</b>	United Nations Office for the Coordination of Humanitarian Affairs
<b>IBRD</b>	International Bank for Reconstruction & Development	<b>UNOG</b>	United Nations Office at Geneva
<b>ICAO</b>	International Civil Aviation Organization	<b>UNOPS</b>	United Nations Office for Project Services
<b>ICJ</b>	International Court of Justice	<b>UNOV</b>	United Nations Office in Vienna
<b>IDA</b>	International Development Association	<b>UN/PD</b>	UN Procurement Division
<b>IDB</b>	Inter-American Development Bank	<b>UNRISD</b>	United Nations Research Institute for Social Development
<b>IFAD</b>	International Fund for Agricultural Development	<b>UNRWA</b>	United Nations Relief and Works Agency
<b>IFC</b>	International Finance Corporation	<b>UNU</b>	United Nations University
<b>ILO</b>	International Labor Organization	<b>UNV</b>	United Nations Volunteers
<b>IMF</b>	International Monetary Fund	<b>UPU</b>	Universal Postal Union
<b>IMO</b>	International Maritime Organization	<b>WB</b>	World Bank
<b>INSTRAW</b>	International Research and Training Institute for the Advancement of Women	<b>WFC</b>	World Food Council
<b>ITC</b>	International Trade Center	<b>WFP</b>	World Food Programme
<b>ITU</b>	International Telecommunications Union	<b>WHO</b>	World Health Organization
<b>NEX</b>	National Execution	<b>WIPO</b>	World Intellectual Property Organization
<b>PAHO</b>	Pan American Health Organization	<b>WMO</b>	World Meteorological Organization
<b>TCDC</b>	Technical Cooperation among Developing Countries	<b>WTO</b>	World Tourism Organization
<b>UMDC</b>	Under-Utilized Major Donor Country		
<b>UN</b>	United Nations		
<b>UNCHS</b>	United Nations Centre for Human Settlements		
<b>UNDP/ASD</b>	Administration Services Division		
<b>UN/FALD</b>	UN Field Administration and Logistics Division		

## DEVELOPING COUNTRIES/ ECONOMIES IN TRANSITION

1	Afghanistan	46	Ecuador
2	Albania	47	Egypt
3	Algeria	48	El Salvador
4	Angola	49	Equatorial Guinea
5	Antigua & Barbuda	50	Eritrea
6	Argentina	51	Estonia
7	Armenia	52	Ethiopia
8	Azerbaijan	53	Fiji
9	Bahamas	54	Gabon
10	Bahrain	55	Gambia
11	Bangladesh	56	Georgia
12	Barbados	57	Ghana
13	Belarus	58	Grenada
14	Belize	59	Guatemala
15	Benin	60	Guinea
16	Bhutan	61	Guinea-Bissau
17	Bolivia	62	Guyana
18	Bosnia & Herzegovina	63	Haiti
19	Botswana	64	Honduras
20	Brazil	65	Hungary
21	Brunei Darussalam	66	India
22	Bulgaria	67	Indonesia
23	Burkina Faso	68	Iran
24	Burundi	69	Iraq
25	Cambodia	70	Jamaica
26	Cameroon	71	Jordan
27	Cape Verde	72	Kazakhstan
28	Central African Republic	73	Kenya
29	Chad	74	Kiribati
30	Chile	75	Kuwait
31	China	76	Kyrgyzstan
32	Colombia	77	Lao, People's Democratic Rep. of
33	Comoros	78	Latvia
34	Congo	79	Lebanon
35	Congo, Democratic Republic of	80	Lesotho
36	Costa Rica	81	Liberia
37	Côte D'Ivoire	82	Libya Arab Jamahiriya
38	Croatia	83	Lithuania
39	Cuba	84	Macedonia (TFYR)
40	Cyprus	85	Madagascar
41	Czech Republic	86	Malawi
42	Dem.People's Republic of Korea	87	Malaysia
43	Djibouti	88	Maldives
44	Dominica	89	Mali
45	Dominican Republic	90	Malta



91	Marshall Islands	135	St. Lucia
92	Mauritania	136	St. Vincent & the Grenadines
93	Mauritius	137	Sudan
94	Mexico	138	Suriname
95	Micronesia	139	Swaziland
96	Moldova Republic of	140	Syrian Arab Republic
97	Mongolia	141	Tajikistan
98	Morocco	142	Thailand
99	Mozambique	143	Togo
100	Myanmar	144	Tonga
101	Namibia	145	Trinidad & Tobago
102	Nauru	146	Tunisia
103	Nepal	147	Turkey
104	Nicaragua	148	Turkmenistan
105	Niger	149	Uganda
106	Nigeria	150	Ukraine
107	Oman	151	United Arab Emirates
108	Pakistan	152	United Republic of Tanzania
109	Palau	153	Uruguay
110	Panama	154	Uzbekistan
111	Papua New Guinea	155	Vanuatu
112	Paraguay	156	Venezuela
113	Peru	157	Viet Nam
114	Philippines	158	Yemen
115	Poland	159	Yugoslavia
116	Qatar	160	Zambia
117	Republic of Korea	161	Zimbabwe
118	Romania		
119	Rwanda		
120	Samoa		
121	San Marino		
122	Sao Tome & Principe		
123	Saudi Arabia		
124	Senegal		
125	Seychelles		
126	Sierra Leone		
127	Singapore		
128	Slovakia		
129	Slovenia		
130	Solomon Islands		
131	Somalia		
132	South Africa		
133	Sri Lanka		
134	St. Kitts & Nevis		

**INDUSTRIALIZED COUNTRIES**

1. Andorra
2. Australia
3. Austria
4. Belgium
5. Canada
6. Denmark
7. Finland
8. France
9. Germany
10. Greece
11. Iceland
12. Ireland
13. Israel
14. Italy
15. Japan
16. Liechtenstein
17. Luxembourg
18. Monaco
19. Netherlands
20. New Zealand
21. Norway
22. Portugal
23. Russian Federation
24. Spain
25. Sweden
26. Switzerland
27. United Kingdom
29. United States of America

**For further information regarding this publication contact:**

**United Nations Development Programme  
Inter-Agency Procurement Agency**  
Midtermolen 3  
P.O. Box 2530  
DK-2100 Copenhagen Ø  
Denmark

tel: (+45) 35 46 70 00  
fax: (+45) 35 46 70 01  
e-mail: [registry.iapso@iapso.org](mailto:registry.iapso@iapso.org)  
Internet: [www.iapso.org](http://www.iapso.org)

