

# Annual Statistical Report 2003



- Procurement of Goods & Services
  - All Sources of Funding
  - UNDP Funding
- Procurement from DAC Member Countries
- International & National Project Personnel
- United Nations Volunteers
- Fellowships

Published:  
July 2004  
by



# **Annual Statistical Report 2003**

## **Procurement of Goods and Services**

- **All Sources of Funding**
- **UNDP Funding**

**Procurement from DAC Member Countries  
International & National Project Personnel**

**United Nations Volunteers**

**Fellowships**

**July 2003**

Copyright © 2004  
by the United Nations Development Programme  
1 UN Plaza, New York, NY 10017, USA

All rights reserved. No part of this publication may be reproduced, stored in a retrieval system or transmitted, in any form or by any means, electronic, photocopying, recording or otherwise, without prior permission of UNDP/IAPSO.

# TABLE OF CONTENTS

---

<b>INTRODUCTION</b> .....	<b>1</b>
---------------------------	----------

---

<b>GLOSSARY OF TERMS</b> .....	<b>3</b>
--------------------------------	----------

---

<b>EXECUTIVE SUMMARY: ALL SOURCES OF FUNDING (UN SYSTEM)</b> .....	<b>4</b>
--------------------------------------------------------------------	----------

---

## **PROCUREMENT OF GOODS AND SERVICES - ALL SOURCES OF FUNDING**

Procurement of goods by country of procurement and services by country of head office .....	9
Procurement by UN agency .....	12
Procurement of goods by country of procurement and source of funding .....	13
Procurement of goods by UN agency and country of procurement .....	16
Procurement of services by contractor's country of head office and source of funding .....	34
Procurement of services by UN agency and contractor's country of head office .....	37
Major Equipment ordered by UN agency .....	52
Major Subcontracts placed by UN agency .....	103
Top Ten Items/Product Groups procured by UN agency .....	122
Summary of Project Personnel by Nationality .....	130

---

<b>EXECUTIVE SUMMARY: UNDP FUNDING</b> .....	<b>133</b>
----------------------------------------------	------------

---

## **PROCUREMENT OF GOODS AND SERVICES - UNDP FUNDING**

Procurement of goods by country of procurement and services by country of head office .....	138
Procurement by UN agency .....	141
Procurement of goods by UN agency and country of procurement .....	143
Procurement of services by UN agency and contractor's country of head office .....	152
National Execution: Total procurement of goods and services .....	159
National Execution: Cost of Goods and Services ordered by Country Office .....	162
Direct Execution: Total procurement of goods and services .....	165
Direct Execution: Cost of Goods and Services ordered by Country Office .....	168
National Execution: Major Equipment ordered .....	171
National Execution: Major contracts awarded .....	183
Direct Execution: Major Equipment ordered .....	201
Direct Execution: Major contracts awarded .....	205
Summary of Project Personnel by Nationality .....	210

---

<b>PROCUREMENT FROM DAC MEMBER COUNTRIES</b> .....	<b>213</b>
----------------------------------------------------	------------

---

Australia .....	209
Austria .....	210

Belgium .....	211
Canada .....	212
Denmark .....	213
Finland .....	214
France .....	215
Germany .....	216
Greece .....	217
Ireland .....	218
Italy .....	219
Japan .....	220
Luxemburg .....	221
Netherlands .....	222
New Zealand .....	223
Norway .....	224
Portugal .....	225
Spain .....	226
Sweden .....	227
Switzerland .....	228
United Kingdom .....	229
United States .....	230

---

<b>ANNEXES .....</b>	<b>231</b>
----------------------	------------

---

1. Abbreviations .....	235
2. Developing Countries .....	236
3. Industrialized Countries .....	238

# INTRODUCTION

## BACKGROUND

The first annual statistical report on procurement by UN agencies in respect of operational activities, prepared by the Inter-Agency Procurement Services Office (IAPSO) of the United Nations Development Programme, was submitted to the 39th session of the General Assembly (Doc. A/39/417) in 1984. By resolution 39/220 the General Assembly established the need for recurrent reporting of such information on operational activities and encouraged organizations of the UN system to co-operate with IAPSO in this important exercise.

To obtain more complete reporting on operational activities, data on other components of technical cooperation, such as project personnel, United Nations Volunteers and fellowships was included as from 1991. Experience has shown that it has proven very difficult for a great number of agencies and UNDP field office to provide data on personnel components in the required format. Several UN agencies encounter difficulties in apportioning cost of the personnel components in view of insufficient links between administrative and financial records. Resulting in less than representative data being available for presentation in the Annual Statistical Report.

## PREPARATIONS

Statistical data on procurement of goods and services and the personnel components for operational activities are requested from 42 UN organizations as well as by UNDP's network of Country Offices. To facilitate collection and compilation of the large number of data, IAPSO provides pro-forma tables available from the IAPSO website or on diskette, together with instructions for completing the reporting requirements.

The 2003 report compiles information provided by 30 UN organizations and 121 UNDP Country Offices. IAPSO relies entirely on the co-operation of the reporting entities and, in general, the responses have been encouraging and the quality of data has steadily improved from previous years. The information from UNDP Country Offices was provided for projects under National Execution (NEX) and Direct Execution (DEX) modalities.

Data collection from UN agencies involves processing of reports on procurement of goods and services received from supply divisions and procurement units. Data on procurement is reported based on country of procurement for goods and country of head office for services. Moreover, procurement orders and contracts for services are reported on the basis of contract amount and not on expenditures incurred. It is, at the present time, not feasible for most UN agencies to report data based on country of origin of goods nor on actual expenditures.

Data on procurement of goods and services are based on reports from ECLAC, ESCAP, ESCWA, FAO, IAEA, ICAO, IFAD, ILO, ITC, ITU, PAHO, UN/PD, UNCTAD, UNDP, UNDP/IAPSO, UNECE, UNESCO, UNFPA, UNHCR, UNICEF, UNIDO, UNOG, UNON, UNOPS, UNOV, UNRWA, UNV, WFP, WHO, WIPO and WMO. No data were reported by CTBTO, ICTR, ICTY, IMO, UNECA, UNU, UPU, WTO.

Almost all UNDP country offices supplied data on the procurement of goods and services, except for the following based in these countries; Botswana, Costa Rica, Croatia, Cyprus, Djibouti, Equatorial Guinea, Guinea-Bissau, Ghana, Liberia, Nigeria, Samoa, Senegal, Seychelles, Sudan, Togo and Democratic Republic of the Congo.

## TRENDS for 2003

The overall procurement volume of UN Agencies during 2003 increased to USD 5.08 billion from USD 4.5 billion in 2002, representing an increase of approx. 9.3%. This increase is attributable to most UN agencies experiencing an increase in overall procurement volume. It is noteworthy that FAO, UNICEF and WFP all had increases in procurement volume of 73%, 23% and 20% respectively.

Procurement from Developing countries has increased by USD 446 million in absolute terms with an increase in percentage terms of almost 5 % from the previous year. This result continues the trend of recent years, showing that programs implemented by UN agencies to improve procurement from developing countries are taken hold.

# Glossary of Terms

<b>Procurement:</b>	Refers to the acquisition of goods and services.
<b>Goods:</b>	Comprises both equipment and supplies.
<b>Services:</b>	Concerns subcontracts with contractors or consulting firms and does not include hiring of individual experts and consultants.
<b>International Project Personnel:</b>	Experts and consultants hired internationally for technical cooperation activities.
<b>National Project Personnel:</b>	National personnel of all categories, including experts and consultants, hired locally for technical cooperation activities.
<b>United Nations Volunteers:</b>	Volunteers administered by the United Nations Volunteers for technical co-operation activities and humanitarian assistance.
<b>Fellowships:</b>	Scholarships and study tours awarded to individuals for study and training within various operational activity programmes. Group training activities, seminars, etc., which do not involve individual award of a scholarship are not included.
<b>Developing Country (DC)/ Economies in Transition:</b>	Relates to a country for which UNDP provides financial/technical assistance. The list of countries is attached as Annex 2.
<b>All sources of UN funding:</b>	Covers technical cooperation and other development assistance from regular, extra budgetary and trust funds, as well as emergency, humanitarian and peacekeeping operations.
<b>National Execution (NEX):</b>	Operational arrangement whereby the recipient government assumes responsibility for execution of technical assistance projects and programmes, mainly under UNDP funding.
<b>Direct Execution (DEX):</b>	Operational arrangement whereby UNDP in special circumstances assumes responsibility and accounts for the performance of the execution of technical assistance projects and programmes, mainly under UNDP funding.
<b>UNDP Funding:</b>	Funds allocated to technical cooperation from core funds, special programme resources and UNDP administered trust funds such as the Global Environmental Facility (GEF) and Montreal Protocol, including cost sharing contributions.
<b>Agency Programme (AP):</b>	Funds allocated to operational activities from the regular programme of the reporting agency.



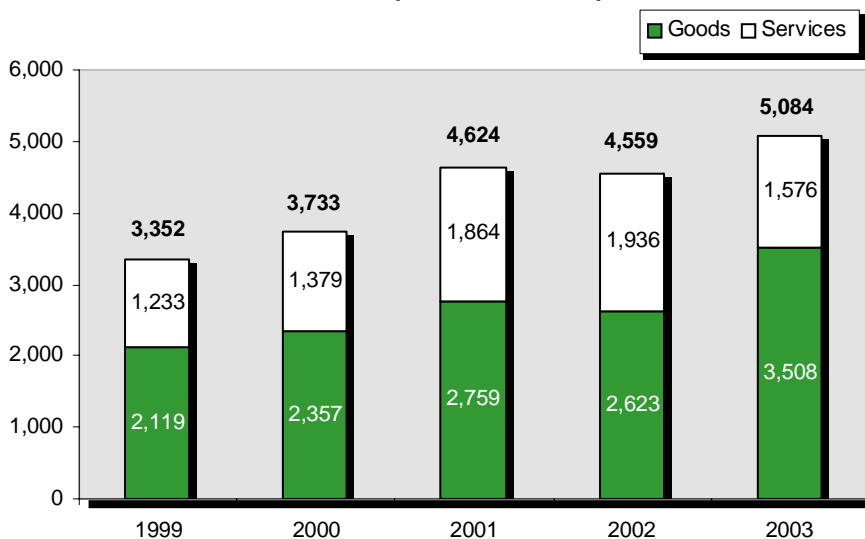
# **EXECUTIVE SUMMARY**

**All Sources of Funding**

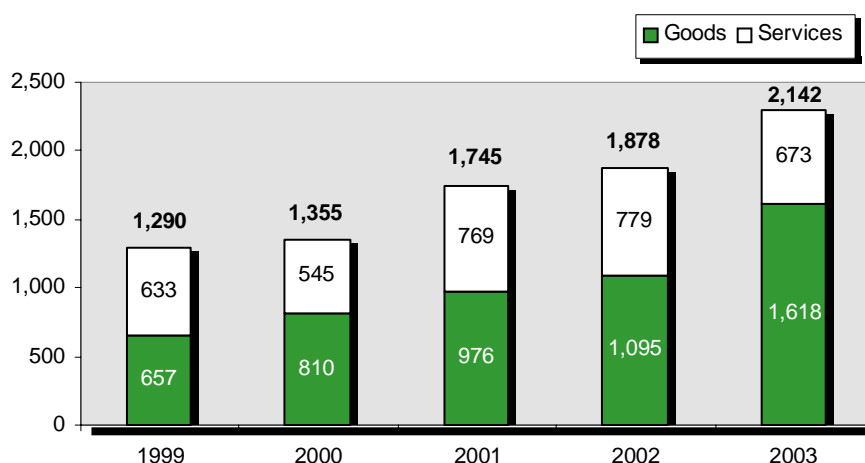
**(UN SYSTEM)**



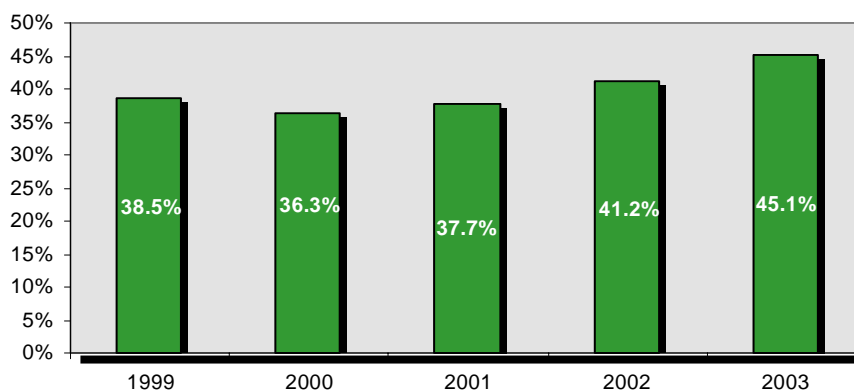
**TOTAL PROCUREMENT OF GOODS AND SERVICES**  
**for operational activities of the UN System**  
**(technical cooperation, humanitarian assistance and peace keeping operations)**  
**(USD Millions)**



**PROCUREMENT FROM DEVELOPING COUNTRIES**  
**(USD Millions)**



**PROCUREMENT FROM DEVELOPING COUNTRIES**  
**(Percentage of Total Procurement)**



# TOTAL PROCUREMENT BY UN AGENCY: 2002 - 2003

ALL SOURCES OF FUNDING					(USD Millions)			
AGENCY	2002				2003			
	GOODS	SERVICES	TOTAL	(%)	GOODS	SERVICES	TOTAL	(%)
ESCAP	1.13	1.66	2.80	0.06%	3.10	3.12	6.22	0.12%
ESCWA	1.45	1.45	2.90	0.06%	0.82	1.10	1.92	0.04%
ECE	Data included in UNOG figures				Data included in UNOG figures			
ECLAC	0.78	1.25	2.04	0.04%	1.56	3.01	4.57	0.09%
FAO	83.71	18.27	101.98	2.24%	278.06	98.44	376.50	7.41%
IAEA	54.12	16.13	70.25	1.54%	53.08	15.64	68.72	1.35%
ICAO	30.87		30.87	0.68%	69.77		69.77	1.37%
ICTR	10.31		10.31	0.23%				
ICTY	Data not submitted				Data not submitted			
IFAD					2.22		2.22	0.04%
ILO	7.10	39.65	46.74	1.03%	2.35	19.81	22.17	0.44%
ITC					2.64		2.64	0.05%
ITU	0.84	3.74	4.58	0.10%	1.36	12.74	14.10	0.28%
PAHO	211.02		211.02	4.63%	211.97		211.97	4.17%
UNCTAD	0.29	0.54	0.82	0.02%	0.44	0.96	1.40	0.03%
UNDP (a)	6.43	39.81	46.24	1.01%	7.50	29.50	37.00	0.73%
UNDP (DEX)	48.58	72.26	120.85	2.65%	53.27	31.40	84.67	1.67%
UNDP/IAPSO	74.67	7.32	81.99	1.80%	81.38	8.48	89.86	1.77%
UNDP (NEX)	191.53	436.57	628.10	13.78%	304.76	305.59	610.36	12.00%
UNECA	2.76	2.22	4.98	0.11%				
UNESCO	23.29		23.29	0.51%	25.87	0.19	26.06	0.51%
UN/DPKO	Data included in UN/PD figures				Data included in UN/PD figures			
UNFPA	96.47	16.39	112.86	2.48%	75.84	18.92	94.77	1.86%
UNHCR	65.56	7.52	73.08	1.60%	71.22	19.44	90.66	1.78%
UNICEF	540.60		540.60	11.86%	709.31		709.31	13.95%
UNIDO	8.85	32.32	41.17	0.90%	14.74	34.70	49.43	0.97%
UN/PD	324.72	487.90	812.62	17.82%	412.00	479.86	891.85	17.54%
UNOG	8.76	29.52	38.28	0.84%	12.43	37.23	49.66	0.98%
UNON	16.35	46.92	63.26	1.39%	18.20	19.88	38.09	0.75%
UNOPS (b)	152.35	230.66	383.01	8.40%	93.36	53.05	146.41	2.88%
UNOV	1.43	2.10	3.53	0.08%	2.29	4.62	6.91	0.14%
UNRWA	67.45		67.45	1.48%	80.91	39.70	120.61	2.37%
UNU	0.47	0.00	0.47	0.01%				
UNV	1.02	3.19	4.21	0.09%	0.32	9.06	9.38	0.18%
UPU	Data not submitted				Data not submitted			
WFP	399.33	438.08	837.41	18.37%	729.77	328.11	1,057.88	20.81%
WHO	76.71		76.71	1.68%	117.53		117.53	2.31%
WIPO	110.09		110.09	2.41%	66.03		66.03	1.30%
WMO	4.03	0.41	4.44	0.10%	4.09	1.53	5.61	0.11%
WTO	0.02	0.07	0.09	0.00%				
<b>TOTAL</b>	<b>2,623.10</b>	<b>1,935.94</b>	<b>4,559.04</b>	<b>100.00%</b>	<b>3,508.21</b>	<b>1,576.08</b>	<b>5,084.29</b>	<b>100.00%</b>

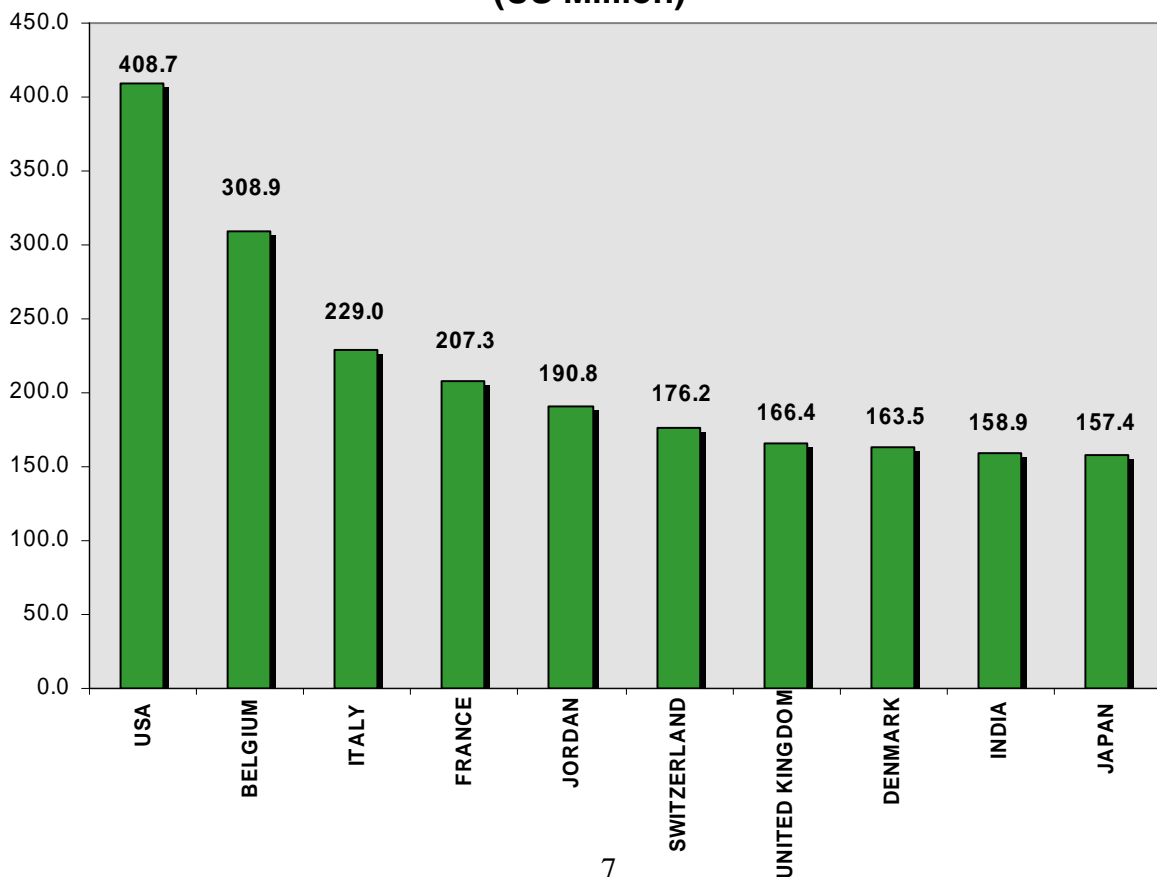
(a) UNDP procurement data includes UNDP HQ procurement, procurement under National Execution (NEX) and Direct Execution (DEX), . Total UNDP project delivery consists of procurement of goods and services under the NEX and DEX modalities as well as the contracting of individual experts and consultants, the total UNDP project delivery for 2003 is USD 991.3 million.

(b) The statistics presented are representative of all UNOPS procurement of goods and services processed through the Reality procurement system. Procurements that are not processed through the Reality system — including local purchases processed through UNDP Country Offices and certain Headquarters purchases — cannot currently be fully described without and exhaustive, in depth review of myriad individual transactions

**TEN MAJOR COUNTRIES OF SUPPLY TO THE UN SYSTEM: 2003**  
**UN System operational activities**  
 (technical cooperation, humanitarian assistance and peace keeping operations)  
 (US Million)

Countries	Goods	Services	Total	% of Total
USA	215.2	193.5	408.7	8.0%
BELGIUM	306.6	2.3	308.9	6.1%
ITALY	186.5	42.5	229.0	4.5%
FRANCE	195.5	11.8	207.3	4.1%
JORDAN	182.4	8.3	190.8	3.8%
SWITZERLAND	121.7	54.5	176.2	3.5%
UNITED KINGDOM	115.8	50.6	166.4	3.3%
DENMARK	147.3	16.3	163.5	3.2%
INDIA	145.5	13.4	158.9	3.1%
JAPAN	156.8	0.6	157.4	3.1%
<b>Top-Ten Total</b>	<b>1,773.2</b>	<b>393.8</b>	<b>2,167.0</b>	<b>42.6%</b>
<b>Grand Total</b>	<b>3,508.2</b>	<b>1,576.1</b>	<b>5,084.3</b>	<b>100.0%</b>

**TEN MAJOR COUNTRIES OF SUPPLY TO THE UN SYSTEM:**  
**UN System operational activities**  
 (US Million)



# **TOTAL PROCUREMENT OF GOODS & SERVICES**

**All Sources of Funding  
(UN SYSTEM)**



**TOTAL PROCUREMENT OF GOODS BY COUNTRY OF PROCUREMENT  
AND SERVICES BY COUNTRY OF HEAD OFFICE : 2002 - 2003**

ALL SOURCES OF FUNDING					(USD Thousand)			
COUNTRY	2002		TOTAL	(% )	2003		TOTAL	(% )
	GOODS	SERVICES			GOODS	SERVICES		
AFGHANISTAN	3,818.99	511.68	4,330.67	0.09%	32,100.03	10,426.97	42,527.00	0.84%
ALBANIA	1,112.03	1,126.06	2,238.10	0.05%	800.79	2,442.90	3,243.69	0.06%
ALGERIA	737.74	847.87	1,585.61	0.03%	1,349.50	532.56	1,882.06	0.04%
ANDORRA					444.69		444.69	0.01%
ANGOLA	4,338.83	20,690.83	25,029.66	0.55%	5,138.28	14,171.88	19,310.16	0.38%
ANTIGUA & BARBUDA					12.05	70.20	82.25	0.00%
ARGENTINA	7,432.16	4,423.27	11,855.43	0.26%	27,290.12	3,692.38	30,982.50	0.61%
ARMENIA	922.46	517.38	1,439.84	0.03%	1,621.23	281.81	1,903.03	0.04%
AUSTRALIA	11,623.93	10,664.93	22,288.86	0.49%	14,901.97	6,352.74	21,254.71	0.42%
AUSTRIA	21,190.79	10,611.87	31,802.66	0.70%	20,815.62	12,114.57	32,930.19	0.65%
AZERBAIJAN	2,210.38	303.31	2,513.69	0.06%	5,461.87	1,019.60	6,481.47	0.13%
BAHAMAS	333.52		333.52	0.01%	109.70		109.70	0.00%
BAHRAIN	27.13	230.90	258.02	0.01%	1,245.32	171.47	1,416.79	0.03%
BANGLADESH	6,371.52	4,930.16	11,301.69	0.25%	7,860.17	4,809.73	12,669.90	0.25%
BARBADOS	1,138.23	60.72	1,198.95	0.03%	1,349.51	343.96	1,693.46	0.03%
BELARUS	592.05	331.61	923.66	0.02%	494.15	190.09	684.23	0.01%
BELGIUM	182,060.17	2,744.12	184,804.29	4.05%	306,555.55	2,344.06	308,899.61	6.08%
BELIZE	480.94		480.94	0.01%	368.35		368.35	0.01%
BENIN	608.15	175.13	783.27	0.02%	1,450.45	951.50	2,401.95	0.05%
BHUTAN	1,217.83	194.40	1,412.23	0.03%	1,756.96	79.24	1,836.20	0.04%
BOLIVIA	3,052.31	7,041.13	10,093.44	0.22%	4,193.49	33,498.56	37,692.06	0.74%
BOSNIA AND HERZEGOVINA	3,497.02	7,418.82	10,915.85	0.24%	2,026.30	1,317.52	3,343.82	0.07%
BOTSWANA	1,871.96	1,030.06	2,902.01	0.06%	3,760.28	346.00	4,106.28	0.08%
BRAZIL	59,572.18	70,394.60	129,966.79	2.85%	40,637.53	47,959.38	88,596.91	1.74%
BRUNEI DARUSSALAM		2.40	2.40					
BULGARIA	1,333.68	10,427.91	11,761.60	0.26%	1,192.03	17,924.90	19,116.93	0.38%
BURKINA FASO	3,087.65	67.20	3,154.85	0.07%	4,660.98	72.99	4,733.97	0.09%
BURUNDI	3,348.79		3,348.79	0.07%	3,490.97	1,476.12	4,967.09	0.10%
CAMBODIA	5,736.64	4,108.91	9,845.55	0.22%	4,795.44	3,803.98	8,599.42	0.17%
CAMEROON	2,517.17	977.42	3,494.59	0.08%	2,843.08	5,868.83	8,711.91	0.17%
CANADA	42,495.48	14,397.06	56,892.54	1.25%	71,356.70	18,017.50	89,374.20	1.76%
CAPE VERDE	386.27	127.60	513.86	0.01%	240.63	152.44	393.06	0.01%
CENTRAL AFRICAN REPUBLIC	3,416.16	537.31	3,953.48	0.09%	597.06	472.62	1,069.67	0.02%
CHAD	1,214.89	54.09	1,268.99	0.03%	1,486.81	364.38	1,851.18	0.04%
CHILE	2,255.73	4,706.38	6,962.11	0.15%	3,948.80	4,788.34	8,737.14	0.17%
CHINA	22,037.44	10,663.98	32,701.42	0.72%	51,922.90	17,514.63	69,437.53	1.37%
COLOMBIA	12,447.58	75,580.43	88,028.01	1.93%	39,258.89	21,217.18	60,476.07	1.19%
COMOROS	420.29		420.29	0.01%	199.38	80.00	279.38	0.01%
CONGO	493.03	501.02	994.05	0.02%	683.56	85.64	769.20	0.02%
CONGO, DEM. REP.	28,399.00	8,699.72	37,098.72	0.81%	53,292.50	10,678.31	63,970.81	1.26%
COSTA RICA	1,528.43	1,446.75	2,975.18	0.07%	1,696.30	185.00	1,881.30	0.04%
COTE D'IVOIRE	1,437.33	109.60	1,546.93	0.03%	5,266.52	607.10	5,873.62	0.12%
CROATIA	1,964.32	1,115.73	3,080.05	0.07%	1,030.60	124.16	1,154.76	0.02%
CUBA	3,331.19	678.21	4,009.40	0.09%	7,103.34	1,906.03	9,009.37	0.18%
CYPRUS	11,493.55	5,701.15	17,194.70	0.38%	10,197.62	4,400.38	14,597.99	0.29%
CZECH REPUBLIC	271.49	342.58	614.07	0.01%	594.51	695.68	1,290.19	0.03%
DENMARK	106,731.55	21,427.82	128,159.37	2.81%	147,259.80	16,283.56	163,543.35	3.22%
DJIBOUTI	283.52	75.69	359.21	0.01%	233.23	321.76	554.99	0.01%
DOMINICA		242.04	242.04	0.01%	11.51		11.51	0.00%
DOMINICAN REPUBLIC	1,861.13	816.98	2,678.11	0.06%	2,993.47	417.63	3,411.10	0.07%
DPR KOREA	10,737.84	1,603.57	12,341.40	0.27%	10,666.28	470.14	11,136.42	0.22%
ECUADOR	4,018.30	2,444.68	6,462.98	0.14%	1,397.95	1,133.63	2,531.58	0.05%
EGYPT	4,790.78	14,916.47	19,707.26	0.43%	13,359.95	16,711.47	30,071.42	0.59%
EL SALVADOR	5,494.46	4,767.15	10,261.61	0.23%	11,158.55	1,165.26	12,323.82	0.24%
EQUATORIAL GUINEA	2.06		2.06					
ERITREA	7,143.34	7,624.35	14,767.69	0.32%	13,906.40	5,601.45	19,507.85	0.38%
ESTONIA	19.44	2,739.70	2,759.14	0.06%	35.31	4,406.70	4,442.02	0.09%
ETHIOPIA	20,718.16	6,440.77	27,158.93	0.60%	25,186.92	7,744.63	32,931.55	0.65%
FIJI	175.60	221.77	397.37	0.01%	217.07	140.68	357.75	0.01%
FINLAND	12,865.21	586.85	13,452.06	0.30%	16,271.23	1,760.47	18,031.70	0.35%
FRANCE	128,188.81	25,164.17	153,352.98	3.36%	195,469.70	11,816.69	207,286.39	4.08%
GABON	134.37	1.60	135.97	0.01%	130.10	317.46	447.56	0.01%
GAMBIA	287.76	124.73	412.49	0.01%	364.80		364.80	0.01%
GEORGIA	3,025.43	2,155.29	5,180.72	0.11%	1,756.71	1,970.84	3,727.54	0.07%
GERMANY	85,973.09	15,954.44	101,927.53	2.24%	94,310.65	15,584.65	109,895.30	2.16%
GHANA	1,697.80	1,082.25	2,780.06	0.06%	2,381.44	133.37	2,514.81	0.05%
GREECE	4,257.33	56.51	4,313.84	0.09%	1,562.69	20.22	1,582.90	0.03%
GRENADA					33.98		33.98	0.00%
GUATEMALA	40,204.65	9,304.86	49,509.51	1.09%	17,100.63	6,710.64	23,811.26	0.47%
GUINEA	738.29	46.20	784.48	0.02%	2,302.35	620.25	2,922.60	0.06%
GUINEA-BISSAU	400.23	5.43	405.66	0.01%	265.04	250.58	515.63	0.01%
GUYANA	1,432.39	447.13	1,879.51	0.04%	450.96	125.29	576.25	0.01%
HAITI	4,716.47	102.44	4,818.90	0.11%	2,903.28	2,328.65	5,231.93	0.10%
HONDURAS	23,924.39	3,207.66	27,132.05	0.60%	74,686.50	44,073.25	118,759.75	2.34%
HUNGARY	1,177.48	687.95	1,865.43	0.04%	1,443.87	218.88	1,662.75	0.03%
ICELAND	34.18		34.18		4.00		4.00	0.00%
INDIA	144,855.14	24,497.50	169,352.64	3.71%	145,480.79	13,444.38	158,925.17	3.13%
INDONESIA	17,183.86	13,106.15	30,290.01	0.66%	5,731.90	10,768.11	16,500.01	0.32%
IRAN (ISLAMIC REPUBLIC OF)	1,387.09	231.70	1,618.80	0.04%	9,025.73	637.74	9,663.47	0.19%
IRAQ	3,485.97	25,396.56	28,882.54	0.63%	3,937.92	22,829.04	26,766.96	0.53%
IRELAND	1,321.78	1,244.92	2,566.70	0.06%	2,255.83	22,413.60	24,669.42	0.49%
ISRAEL	16,942.41	2,154.07	19,096.47	0.42%	25,305.15	3,507.97	28,813.12	0.57%
ITALY	136,085.63	45,895.82	181,981.45	3.99%	186,517.66	42,499.33	229,017.00	4.50%
JAMAICA	1,029.76	964.64	1,994.40	0.04%	1,365.54	349.18	1,714.72	0.03%
JAPAN	132,036.79	1,064.50	133,101.29	2.92%	156,788.35	563.61	157,351.96	3.09%

**TOTAL PROCUREMENT OF GOODS BY COUNTRY OF PROCUREMENT  
AND SERVICES BY COUNTRY OF HEAD OFFICE : 2002 - 2003**

ALL SOURCES OF FUNDING									(USD Thousand)
COUNTRY	2002				2003				
	GOODS	SERVICES	TOTAL	(%)	GOODS	SERVICES	TOTAL	(%)	
JORDAN	16,557.72	1,872.75	18,430.47	0.40%	182,447.21	8,313.63	190,760.85	3.75%	
KAZAKHSTAN	11,817.90	608.78	12,426.67	0.27%	10,254.23	473.83	10,728.06	0.21%	
KENYA	33,032.77	29,296.88	62,329.65	1.37%	37,572.99	19,576.90	57,149.89	1.12%	
KIRIBATI	5.92		5.92						
KUWAIT	3,790.01	5,635.72	9,425.74	0.21%	6,720.10	533.49	7,253.59	0.14%	
KYRGYZSTAN	465.60	89.40	555.00	0.01%	419.45	357.60	777.05	0.02%	
LAO P.D.R.	989.93	438.56	1,428.49	0.03%	1,789.02	480.25	2,269.27	0.04%	
LATVIA	175.36	637.85	813.21	0.02%	186.37	759.20	945.57	0.02%	
LEBANON	21,652.12	4,607.62	26,259.74	0.58%	21,899.43	10,097.45	31,996.87	0.63%	
LESOTHO	2,409.34	397.31	2,806.65	0.06%	1,446.46	466.04	1,912.50	0.04%	
LIBERIA	475.32	14.38	489.70	0.01%	535.64	16.00	551.64	0.01%	
LIBYAN ARAB JAMAHIRIYA	51.65		51.65		127.09	308.00	435.09	0.01%	
LIECHTENSTEIN	880.57		880.57	0.02%					
LITHUANIA	189.76	273.91	463.67	0.01%	78.51	290.57	369.08	0.01%	
LUXEMBOURG	5,248.98	39.54	5,288.52	0.12%	3,765.76	34.47	3,800.23	0.07%	
MACEDONIA (TFYR)	5,206.95	1,035.43	6,242.38	0.14%	5,759.09	1,006.92	6,766.02	0.13%	
MADAGASCAR	2,129.08	2,650.02	4,779.10	0.10%	2,093.38	4,622.75	6,716.14	0.13%	
MALAWI	3,326.40		3,326.40	0.07%	6,360.70	1,773.92	8,134.62	0.16%	
MALAYSIA	7,423.72	548.92	7,972.64	0.17%	11,030.94	761.53	11,792.46	0.23%	
MALDIVES	99.38	107.40	206.78		93.55		93.55	0.00%	
MALI	3,105.02	12.58	3,117.60	0.07%	2,628.03	449.76	3,077.79	0.06%	
MALTA	2,463.65	9.49	2,473.13	0.05%	1,216.33	56.14	1,272.47	0.03%	
MARSHALL ISLANDS	3.29		3.29						
MAURITANIA	1,371.33		1,371.33	0.03%	831.42	103.00	934.42	0.02%	
MAURITIUS	68.22	34.25	102.47		64.30	24.00	88.30	0.00%	
MEXICO	3,912.94	3,396.58	7,309.52	0.16%	37,407.13	5,859.68	43,266.81	0.85%	
MICRONESIA (FED. STATES OF)	37.82		37.82						
MOLDOVA (REPUBLIC OF)	297.98	4,876.12	5,174.10	0.11%	652.11	4,916.22	5,568.33	0.11%	
MONACO	9,022.65	6,243.99	15,266.64	0.33%	26,685.42	5,591.89	32,277.31	0.63%	
MONGOLIA	807.89	945.71	1,753.60	0.04%	413.84	1,413.85	1,827.68	0.04%	
MOROCCO	4,401.82	2,218.65	6,620.47	0.15%	3,541.99	1,827.29	5,369.28	0.11%	
MOZAMBIQUE	6,099.75	6,831.59	12,931.34	0.28%	6,165.91	4,339.75	10,505.66	0.21%	
MYANMAR	3,170.08		3,170.08	0.07%	3,433.79	174.82	3,608.61	0.07%	
NAMIBIA	538.34	47.15	585.49	0.01%	920.57	92.00	1,012.57	0.02%	
NAURU					7,068.35		7,068.35	0.14%	
NEPAL	9,569.23	3,040.74	12,609.97	0.28%	2,115.54	7,136.53	9,252.07	0.18%	
NETHERLANDS	69,639.16	9,683.46	79,322.63	1.74%	82,904.53	5,338.74	88,243.26	1.74%	
NEW ZEALAND	2,056.08	295.64	2,351.72	0.05%	763.24	443.79	1,207.03	0.02%	
NICARAGUA	2,033.13	2,468.29	4,501.42	0.10%	4,069.76	3,989.28	8,059.03	0.16%	
NIGER	3,873.00	1,002.68	4,875.68	0.11%	2,133.71	643.69	2,777.41	0.05%	
NIGERIA	1,602.62	1,563.39	3,166.01	0.07%	3,694.78	2,461.27	6,156.05	0.12%	
NORWAY	8,833.19	1,832.90	10,666.09	0.23%	13,106.88	1,290.61	14,397.49	0.28%	
OMAN	1,212.20	60.00	1,272.20	0.03%	4,514.68	20.00	4,534.68	0.09%	
PAKISTAN	55.81	122.99	178.80		2,291.26		2,291.26	0.05%	
PALAU	42,598.27	3,552.50	46,150.77	1.01%	51,986.66	8,323.30	60,309.96	1.19%	
PANAMA	3,264.26	173,060.97	176,325.23	3.87%	7,535.91	51,871.29	59,407.20	1.17%	
PAPUA NEW GUINEA	91.74		91.74		153.69	80.00	233.69	0.00%	
PARAGUAY	10,506.59	1,080.61	11,587.20	0.25%	1,664.21	2,279.15	3,943.36	0.08%	
PERU	4,287.02	24,820.86	29,107.88	0.64%	4,790.93	28,614.73	33,405.66	0.66%	
PHILIPPINES	1,607.27	1,160.90	2,768.16	0.06%	3,590.85	1,519.20	5,110.05	0.10%	
POLAND	548.65	415.04	963.69	0.02%	697.15	276.53	973.68	0.02%	
PORTUGAL	1,450.73	1,410.71	2,861.44	0.06%	881.45	143.98	1,025.43	0.02%	
QATAR						12.00	12.00	0.00%	
REPUBLIC OF KOREA	23,947.50	571.67	24,519.17	0.54%	19,492.63	196.32	19,688.95	0.39%	
ROMANIA	754.62	841.64	1,596.26	0.04%	866.36	645.78	1,512.14	0.03%	
RUSSIAN FEDERATION	10,778.77	111,805.68	122,584.45	2.69%	19,066.61	99,120.92	118,187.54	2.32%	
RWANDA	2,372.95		2,372.95	0.05%	2,437.38	483.78	2,921.16	0.06%	
SAMOA	5.15		5.15		6.19		6.19	0.00%	
SAN MARINO	4.79		4.79		1.01		1.01	0.00%	
SAO TOME & PRINCIPE	227.84	27.00	254.84	0.01%	37.96	265.00	302.96	0.01%	
SAUDI ARABIA	2,741.42	292.22	3,033.64	0.07%	9,045.80	265.77	9,311.57	0.18%	
SENEGAL	4,538.23	637.89	5,176.11	0.11%	4,249.10	795.02	5,044.12	0.10%	
SEYCHELLES	1.23	3.91	5.14			272.00	272.00	0.01%	
SIERRA LEONE	18,472.79	1,674.12	20,146.91	0.44%	21,316.99	4,333.46	25,650.45	0.50%	
SINGAPORE	4,109.38	911.50	5,020.88	0.11%	7,281.64	1,012.30	8,293.94	0.16%	
SLOVAKIA	478.30	216.13	694.43	0.02%	503.75	1,008.97	1,512.72	0.03%	
SLOVENIA	568.35	468.62	1,036.97	0.02%	664.55	279.43	943.98	0.02%	
SOLOMON ISLANDS	41.11		41.11		47.58		47.58	0.00%	
SOMALIA	959.75	989.17	1,948.91	0.04%	1,231.67	1,244.32	2,475.99	0.05%	
SOUTH AFRICA	76,202.77	25,025.35	101,228.12	2.22%	80,877.51	28,658.60	109,536.11	2.15%	
SPAIN	5,827.78	266.97	6,094.75	0.13%	29,221.23	629.13	29,850.36	0.59%	
SRI LANKA	5,088.80	505.08	5,593.88	0.12%	3,816.99	511.52	4,328.50	0.09%	
ST KITTS & NEVIS					0.26		0.26	0.00%	
ST. LUCIA	9.64		9.64		50.48		50.48	0.00%	
ST. VINCENT & THE GRENADINES					6.30		6.30	0.00%	
SUDAN	5,778.52	1,874.83	7,653.35	0.17%	8,435.94	869.32	9,305.26	0.18%	
SURINAME	278.72	4.00	282.72	0.01%	416.24		416.24	0.01%	
SWAZILAND	688.87	85.54	774.41	0.02%	2,125.23	274.06	2,399.29	0.05%	
SWEDEN	14,852.84	3,771.40	18,624.24	0.41%	15,221.43	8,632.86	23,854.29	0.47%	
SWITZERLAND	111,571.30	35,246.53	146,817.83	3.22%	121,746.43	54,474.46	176,220.89	3.47%	
SYRIAN ARAB REPUBLIC	4,457.01	2,865.70	7,322.71	0.16%	25,176.58	7,598.22	32,774.80	0.64%	
TAJIKISTAN	513.59	2,619.20	3,132.79	0.07%	1,163.56	2,952.86	4,116.41	0.08%	
THAILAND	8,748.47	2,838.66	11,587.13	0.25%	23,480.86	5,842.64	29,323.49	0.58%	
TIMOR-LESTE	3,348.01	3,428.64	6,776.65	0.15%	10,290.85	3,371.87	13,662.72	0.27%	
TOGO	4,923.10	925.70	5,848.80	0.13%	1,316.26	83.92	1,400.18	0.03%	

**TOTAL PROCUREMENT OF GOODS BY COUNTRY OF PROCUREMENT  
AND SERVICES BY COUNTRY OF HEAD OFFICE : 2002 - 2003**

**ALL SOURCES OF FUNDING**

(USD Thousand)

COUNTRY	2002				2003			
	GOODS	SERVICES	TOTAL	(%)	GOODS	SERVICES	TOTAL	(%)
TONGA	4.20	2.20	6.40					
TRINIDAD & TOBAGO	1,085.98	360.06	1,446.04	0.03%	5,358.28	263.01	5,621.29	0.11%
TUNISIA	887.08	1,841.23	2,728.31	0.06%	773.89	2,658.41	3,432.30	0.07%
TURKEY	68,817.90	697.35	69,515.26	1.52%	102,904.56	1,257.00	104,161.56	2.05%
TURKMENISTAN	315.42	208.19	523.61	0.01%	322.46	187.35	509.81	0.01%
TUVALU	3.14		3.14					
UGANDA	12,490.02	637.78	13,127.81	0.29%	29,898.93	4,006.35	33,905.28	0.67%
UKRAINE	14,399.33	1,949.09	16,348.43	0.36%	37,166.25	4,956.57	42,122.81	0.83%
UNITED ARAB EMIRATES	1,056.27	24,609.82	25,666.09	0.56%	960.20	17,532.66	18,492.86	0.36%
UNITED KINGDOM	113,810.75	27,959.23	141,769.98	3.11%	115,774.45	50,585.60	166,360.05	3.27%
UNITED REP. OF TANZANIA	22,872.47	3,022.37	25,894.84	0.57%	18,682.68	5,288.65	23,971.33	0.47%
URUGUAY	3,061.81	1,393.74	4,455.55	0.10%	3,264.72	507.33	3,772.05	0.07%
USA	206,018.48	218,419.90	424,438.38	9.31%	215,184.05	193,467.09	408,651.14	8.04%
UZBEKISTAN	1,050.34	266.71	1,317.06	0.03%	446.13	983.43	1,429.56	0.03%
VANUATU	9.08	2.11	11.19		2.23		2.23	0.00%
VENEZUELA	9,479.65	4,499.74	13,979.39	0.31%	13,732.75	2,260.33	15,993.07	0.31%
VIET NAM	3,191.42	1,298.06	4,489.48	0.10%	7,486.95	1,427.76	8,914.71	0.18%
YEMEN	3,486.22	430.38	3,916.60	0.09%	4,308.37	822.39	5,130.76	0.10%
YUGOSLAVIA	4,866.08	5,110.65	9,976.73	0.22%	3,670.59	4,672.10	8,342.69	0.16%
ZAMBIA	6,070.15	360.45	6,430.60	0.14%	16,920.70	436.11	17,356.81	0.34%
ZIMBABWE	1,946.41	583.15	2,529.56	0.06%	5,910.34	147.45	6,057.79	0.12%
<b>SUB-TOTAL</b>	<b>2,490,860.91</b>	<b>1,311,290.24</b>	<b>3,802,151.14</b>	<b>83.40%</b>	<b>3,484,743.97</b>	<b>1,215,341.53</b>	<b>4,700,085.50</b>	<b>92.44%</b>
UNSPECIFIED COUNTRIES	118,219.56	581,028.83	699,248.39	15.34%	5,808.36	328,022.13	333,830.49	6.57%
GLOBAL PROJECTS	26.31		26.31					
INTERREGIONAL PROJECTS		3,433.91	3,433.91	0.08%		2,090.66	2,090.66	0.04%
ARAB COUNTRIES	13,954.41	35,041.52	48,995.94	1.07%	17,591.00	26,142.27	43,733.27	0.86%
AFRICAN COUNTRIES		1,100.00	1,100.00	0.02%		1,556.35	1,556.35	0.03%
ASIAN COUNTRIES	12.33	1,020.18	1,032.51	0.02%	27.39	995.81	1,023.21	0.02%
EUROPEAN COUNTRIES	26.26		26.26		36.98	61.50	98.48	0.00%
LATIN AMERICA AND THE CARIB.		3,024.30	3,024.30	0.07%		1,871.11	1,871.11	0.04%
<b>GRAND-TOTAL</b>	<b>2,623,099.79</b>	<b>1,935,938.98</b>	<b>4,559,038.76</b>	<b>100.00%</b>	<b>3,508,207.70</b>	<b>1,576,081.37</b>	<b>5,084,289.07</b>	<b>100.00%</b>
	57.54%	42.46%	100.00%		69.00%	31.00%	100.00%	
<b>INDUSTRIALIZED COUNTRIES:</b>	<b>1,441,803.22</b>	<b>568,943.02</b>	<b>2,010,746.24</b>		<b>1,884,142.10</b>	<b>573,032.50</b>	<b>2,457,174.60</b>	
Percentage	54.97%	29.39%	44.10%		53.71%	36.36%	48.33%	
<b>DEVELOPING COUNTRIES/ ECONOMIES IN TRANSITION</b>	<b>1,063,050.70</b>	<b>782,533.22</b>	<b>1,845,583.92</b>		<b>1,618,257.24</b>	<b>672,936.09</b>	<b>2,291,193.32</b>	
Percentage	40.53%	40.42%	40.48%		46.13%	42.70%	45.06%	
<b>ARAB STATES</b>	<b>91,698.45</b>	<b>124,038.79</b>	<b>215,737.24</b>		<b>315,925.59</b>	<b>119,449.26</b>	<b>435,374.85</b>	
Percentage	3.50%	6.41%	4.73%		9.01%	7.58%	8.56%	
<b>AFRICA</b>	<b>291,499.55</b>	<b>124,228.80</b>	<b>415,728.35</b>		<b>375,868.51</b>	<b>131,165.37</b>	<b>507,033.88</b>	
Percentage	11.11%	6.42%	9.12%		10.71%	8.32%	9.97%	
<b>ASIA &amp; PACIFIC</b>	<b>323,752.62</b>	<b>76,907.69</b>	<b>400,660.31</b>		<b>406,141.47</b>	<b>91,333.68</b>	<b>497,475.16</b>	
Percentage	12.34%	3.97%	8.79%		11.58%	5.79%	9.78%	
<b>EUROPE &amp; CIS</b>	<b>140,575.40</b>	<b>53,191.09</b>	<b>193,766.49</b>		<b>193,663.41</b>	<b>60,135.42</b>	<b>253,798.83</b>	
Percentage	5.36%	2.75%	4.25%		5.52%	3.82%	4.99%	
<b>LATIN AMERICA &amp; THE CARIB</b>	<b>212,173.53</b>	<b>400,738.21</b>	<b>612,911.74</b>		<b>316,367.40</b>	<b>267,480.48</b>	<b>583,847.88</b>	
Percentage	8.09%	20.70%	13.44%		9.02%	16.97%	11.48%	
<b>OTHERS</b>	<b>118,245.88</b>	<b>584,462.74</b>	<b>702,708.61</b>		<b>5,808.36</b>	<b>330,112.79</b>	<b>335,921.15</b>	
Percentage	4.51%	30.19%	15.41%		0.17%	20.95%	6.61%	



## TOTAL PROCUREMENT BY AGENCY: 2002 - 2003

ALL SOURCES OF FUNDING				(USD Thousand)				
AGENCY	2002			%	2003			%
	GOODS	SERVICES	TOTAL	PROCURED IN DEVELOPING COUNTRIES	GOODS	SERVICES	TOTAL	PROCURED IN DEVELOPING COUNTRIES
ESCAP	1.13	1.66	2.80	93.90%	3.10	3.12	6.22	96.42%
ESCWA	1.45	1.45	2.90	96.17%	0.82	1.10	1.92	95.37%
ECE	Data included in UNOG figures				Data included in UNOG figures			
ECLAC	0.78	1.25	2.04	75.85%	1.56	3.01	4.57	85.91%
FAO	83.71	18.27	101.98	33.40%	278.06	98.44	376.50	52.62%
IAEA	54.12	16.13	70.25	9.43%	53.08	15.64	68.72	10.25%
ICAO	30.87		30.87	29.02%	69.77		69.77	5.63%
ICTR	10.31		10.31	74.28%	Data not submitted			
ICTY	Data not submitted				Data not submitted			
IFAD					2.22		2.22	
ILO	7.10	39.65	46.74	45.14%	2.35	19.81	22.17	83.68%
ITC					2.64		2.64	13.73%
ITU	0.84	3.74	4.58	51.79%	1.36	12.74	14.10	91.73%
PAHO	211.02		211.02	40.80%	211.97		211.97	32.90%
UNCTAD	0.29	0.54	0.82	82.81%	0.44	0.96	1.40	95.38%
UNDP (a)	6.43	39.81	46.24	1.47%	7.50	29.50	37.00	
UNDP (DEX)	48.58	72.26	120.85	70.95%	53.27	31.40	84.67	78.10%
UNDP (NEX)	191.53	436.57	628.10	92.75%	304.76	305.59	610.36	88.01%
UNDP/IAPSO	74.67	7.32	81.99	12.06%	81.38	8.48	89.86	0.35%
UNECA	2.76	2.22	4.98	50.26%	Data not submitted			
UNESCO	23.29		23.29	28.28%	25.87	0.19	26.06	52.26%
UN/DPKO	Data included in UN/PD figures				Data included in UN/PD figures			
UNFPA	96.47	16.39	112.86	31.50%	75.84	18.92	94.77	35.20%
UNHCR	65.56	7.52	73.08	26.43%	71.22	19.44	90.66	32.37%
UNICEF	540.60		540.60	42.66%	709.31		709.31	35.13%
UNIDO	8.85	32.32	41.17	59.52%	14.74	34.70	49.43	57.65%
UN/PD	324.72	487.90	812.62	34.58%	412.00	479.86	891.85	32.19%
UNOG	8.76	29.52	38.28	1.86%	12.43	37.23	49.66	2.88%
UNON	16.35	46.92	63.26	77.57%	18.20	19.88	38.09	83.81%
UNOPS (b)	152.35	230.66	383.01	9.78%	93.36	53.05	146.41	27.70%
UNOV	1.43	2.10	3.53	1.35%	2.29	4.62	6.91	1.69%
UNRWA	67.45		67.45	70.61%	80.91	39.70	120.61	79.10%
UNU	0.47	0.00	0.47	1.19%	Data not submitted			
UNV	1.02	3.19	4.21		0.32	9.06	9.38	
UPU	Data not submitted				Data not submitted			
WFP	399.33	438.08	837.41	29.63%	729.77	328.11	1,057.88	50.67%
WHO	76.71		76.71	4.39%	117.53		117.53	12.02%
WIPO	110.09		110.09	31.13%	66.03		66.03	2.51%
WMO	4.03	0.41	4.44	26.39%	4.09	1.53	5.61	25.74%
WTO	0.02	0.07	0.09	68.26%	Data not submitted			
<b>TOTAL</b>	<b>2,623.10</b>	<b>1,935.94</b>	<b>4,559.04</b>	<b>41.19%</b>	<b>3,508.21</b>	<b>1,576.08</b>	<b>5,084.29</b>	<b>45.06%</b>

(a) UNDP procurement data includes UNDP HQ procurement, procurement under National Execution (NEX) and Direct Execution (DEX). Total UNDP project delivery consists of procurement of goods and services under the NEX and DEX modalities as well as the contracting of individual experts and consultants, the total UNDP project delivery for 2003 is USD 991.3 million.

(b) The statistics presented are representative of all UNOPS procurement of goods and services processed through the Reality procurement system. Procurements that are not processed through the Reality system — including local purchases processed through UNDP Country Offices and certain Headquarters purchases — cannot currently be fully described without and exhaustive, in depth review of myriad individual transactions

PROCUREMENT OF GOODS BY COUNTRY OF PROCUREMENT AND SOURCE OF FUNDS : 2003

ALL SOURCES OF FUNDING		(USD Thousand)		
COUNTRY	SOURCE OF FUNDING		TOTAL	(% )
	UNDP	AP		
AFGHANISTAN	22,629.63	9,470.41	32,100.03	0.91%
ALBANIA	107.40	693.38	800.79	0.02%
ALGERIA	199.59	1,149.90	1,349.50	0.04%
ANDORRA	444.69		444.69	0.01%
ANGOLA	275.27	4,863.01	5,138.28	0.15%
ANTIGUA & BARBUDA		12.05	12.05	0.00%
ARGENTINA	1,739.66	25,550.45	27,290.12	0.78%
ARMENIA	919.42	701.81	1,621.23	0.05%
AUSTRALIA	48.64	14,853.33	14,901.97	0.42%
AUSTRIA	208.19	20,607.44	20,815.62	0.59%
AZERBAIJAN	3,416.26	2,045.61	5,461.87	0.16%
BAHAMAS	109.70		109.70	0.00%
BAHRAIN	1,243.78	1.54	1,245.32	0.04%
BANGLADESH	652.12	7,208.04	7,860.17	0.22%
BARBADOS	1,195.55	153.96	1,349.51	0.04%
BELARUS	162.65	331.49	494.15	0.01%
BELGIUM	26.99	306,528.57	306,555.55	8.74%
BELIZE	308.48	59.87	368.35	0.01%
BENIN	402.24	1,048.22	1,450.45	0.04%
BHUTAN	289.27	1,467.69	1,756.96	0.05%
BOLIVIA	3,028.03	1,165.46	4,193.49	0.12%
BOSNIA AND HERZEGOVINA	1,434.94	591.36	2,026.30	0.06%
BOTSWANA	302.00	3,458.28	3,760.28	0.11%
BRAZIL	21,883.39	18,754.14	40,637.53	1.16%
BRUNEI DARUSSALAM				
BULGARIA	980.40	211.63	1,192.03	0.03%
BURKINA FASO	196.40	4,464.58	4,660.98	0.13%
BURUNDI	709.29	2,781.68	3,490.97	0.10%
CAMBODIA	418.77	4,376.67	4,795.44	0.14%
CAMEROON	68.71	2,774.37	2,843.08	0.08%
CANADA	1,249.25	70,107.45	71,356.70	2.03%
CAPE VERDE	28.23	212.39	240.63	0.01%
CENTRAL AFRICAN REPUBLIC	37.95	559.11	597.06	0.02%
CHAD	70.70	1,416.11	1,486.81	0.04%
CHILE	595.90	3,352.90	3,948.80	0.11%
CHINA	3,083.71	48,839.19	51,922.90	1.48%
COLOMBIA	36,701.29	2,557.61	39,258.89	1.12%
COMOROS	2.00	197.38	199.38	0.01%
CONGO		683.56	683.56	0.02%
CONGO, DEM. REP.		53,292.50	53,292.50	1.52%
COSTA RICA	676.32	1,019.97	1,696.30	0.05%
COTE D'IVOIRE	129.89	5,136.63	5,266.52	0.15%
CROATIA	78.00	952.60	1,030.60	0.03%
CUBA	4,413.89	2,689.45	7,103.34	0.20%
CYPRUS	89.62	10,108.00	10,197.62	0.29%
CZECH REPUBLIC	44.42	550.09	594.51	0.02%
DENMARK	16,406.58	130,853.22	147,259.80	4.20%
DJIBOUTI	11.46	221.77	233.23	0.01%
DOMINICA	4.51	7.00	11.51	0.00%
DOMINICAN REPUBLIC	1,701.88	1,291.59	2,993.47	0.09%
DPR KOREA	121.19	10,545.09	10,666.28	0.30%
ECUADOR	69.01	1,328.94	1,397.95	0.04%
EGYPT	965.59	12,394.37	13,359.95	0.38%
EL SALVADOR	10,585.21	573.34	11,158.55	0.32%
EQUATORIAL GUINEA				
ERITREA	6,578.85	7,327.55	13,906.40	0.40%
ESTONIA		35.31	35.31	0.00%
ETHIOPIA	608.00	24,578.92	25,186.92	0.72%
FIJI		217.07	217.07	0.01%
FINLAND	87.81	16,183.42	16,271.23	0.46%
FRANCE	2,902.95	192,566.75	195,469.70	5.57%
GABON	5.62	124.48	130.10	0.00%
GAMBIA	62.12	302.69	364.80	0.01%
GEORGIA	398.07	1,358.63	1,756.71	0.05%
GERMANY	2,251.41	92,059.24	94,310.65	2.69%
GHANA		2,381.44	2,381.44	0.07%
GREECE	71.41	1,491.27	1,562.69	0.04%
GRENADA	33.98		33.98	0.00%
GUATEMALA	14,829.90	2,270.73	17,100.63	0.49%
GUINEA	297.66	2,004.69	2,302.35	0.07%
GUINEA-BISSAU		265.04	265.04	0.01%
GUYANA	235.54	215.41	450.96	0.01%
HAITI	2,420.99	482.28	2,903.28	0.08%
HONDURAS	73,012.86	1,673.64	74,686.50	2.13%
HUNGARY	52.66	1,391.21	1,443.87	0.04%
ICELAND		4.00	4.00	0.00%
INDIA	639.81	144,840.98	145,480.79	4.15%
INDONESIA	393.17	5,338.73	5,731.90	0.16%
IRAN (ISLAMIC REPUBLIC OF)	114.95	8,910.78	9,025.73	0.26%
IRAQ	33.00	3,904.92	3,937.92	0.11%
IRELAND	313.72	1,942.10	2,255.83	0.06%
ISRAEL	6,044.67	19,260.48	25,305.15	0.72%
ITALY	2,333.00	184,184.67	186,517.66	5.32%
JAMAICA	721.41	644.14	1,365.54	0.04%
JAPAN	16,437.03	140,351.32	156,788.35	4.47%

PROCUREMENT OF GOODS BY COUNTRY OF PROCUREMENT AND SOURCE OF FUNDS : 2003

ALL SOURCES OF FUNDING		(USD Thousand)		
COUNTRY	SOURCE OF FUNDING		TOTAL	(% )
	UNDP	AP		
JORDAN	3,747.19	178,700.03	182,447.21	5.20%
KAZAKHSTAN	142.40	10,111.83	10,254.23	0.29%
KENYA	1,312.69	36,260.30	37,572.99	1.07%
KIRIBATI				
KUWAIT	104.18	6,615.92	6,720.10	0.19%
KYRGYZSTAN	197.23	222.22	419.45	0.01%
LAO P.D.R.	442.00	1,347.02	1,789.02	0.05%
LATVIA	150.68	35.69	186.37	0.01%
LEBANON	2,649.50	19,249.92	21,899.43	0.62%
LESOTHO	50.53	1,395.93	1,446.46	0.04%
LIBERIA		535.64	535.64	0.02%
LIBYAN ARAB JAMAHIRIYA		127.09	127.09	0.00%
LIECHTENSTEIN				
LITHUANIA	18.65	59.86	78.51	0.00%
LUXEMBOURG	2.42	3,763.35	3,765.76	0.11%
MACEDONIA (TFYR)	189.46	5,569.64	5,759.09	0.16%
MADAGASCAR	29.02	2,064.36	2,093.38	0.06%
MALAWI	276.73	6,083.97	6,360.70	0.18%
MALAYSIA	33.09	10,997.85	11,030.94	0.31%
MALDIVES	9.59	83.96	93.55	0.00%
MALI	428.74	2,199.30	2,628.03	0.07%
MALTA		1,216.33	1,216.33	0.03%
MARSHALL ISLANDS				
MAURITANIA		831.42	831.42	0.02%
MAURITIUS		64.30	64.30	0.00%
MEXICO	36,154.66	1,252.47	37,407.13	1.07%
MICRONESIA (FED. STATES OF)				
MOLDOVA (REPUBLIC OF)	123.84	528.26	652.11	0.02%
MONACO		26,685.42	26,685.42	0.76%
MONGOLIA	32.24	381.60	413.84	0.01%
MOROCCO	60.87	3,481.12	3,541.99	0.10%
MOZAMBIQUE	39.46	6,126.45	6,165.91	0.18%
MYANMAR	856.13	2,577.66	3,433.79	0.10%
NAMIBIA	34.96	885.61	920.57	0.03%
NAURU		7,068.35	7,068.35	0.20%
NEPAL	165.74	1,949.80	2,115.54	0.06%
NETHERLANDS	3,638.39	79,266.13	82,904.53	2.36%
NEW ZEALAND	0.83	762.41	763.24	0.02%
NICARAGUA	2,600.25	1,469.50	4,069.76	0.12%
NIGER	65.93	2,067.79	2,133.71	0.06%
NIGERIA		3,694.78	3,694.78	0.11%
NORWAY	273.56	12,833.32	13,106.88	0.37%
OMAN	643.10	3,871.57	4,514.68	0.13%
PALAU		2,291.26	2,291.26	0.07%
PAKISTAN	1,659.45	50,327.21	51,986.66	1.48%
PANAMA	5,220.60	2,315.30	7,535.91	0.21%
PAPUA NEW GUINEA	12.70	140.99	153.69	0.00%
PARAGUAY	1,561.23	102.98	1,664.21	0.05%
PERU	3,056.05	1,734.88	4,790.93	0.14%
PHILIPPINES	2,124.51	1,466.34	3,590.85	0.10%
POLAND	123.89	573.26	697.15	0.02%
PORTUGAL	109.90	771.56	881.45	0.03%
QATAR				
REPUBLIC OF KOREA	4.81	19,487.81	19,492.63	0.56%
ROMANIA	80.00	786.36	866.36	0.02%
RUSSIAN FEDERATION	9,003.45	10,063.16	19,066.61	0.54%
RWANDA	35.11	2,402.27	2,437.38	0.07%
SAMOA		6.19	6.19	0.00%
SAN MARINO		1.01	1.01	0.00%
SAO TOME & PRINCIPE		37.96	37.96	0.00%
SAUDI ARABIA	427.38	8,618.42	9,045.80	0.26%
SENEGAL		4,249.10	4,249.10	0.12%
SEYCHELLES				
SIERRA LEONE	561.60	20,755.40	21,316.99	0.61%
SINGAPORE	342.57	6,939.06	7,281.64	0.21%
SLOVAKIA	175.98	327.78	503.75	0.01%
SLOVENIA		664.55	664.55	0.02%
SOLOMON ISLANDS		47.58	47.58	0.00%
SOMALIA	191.00	1,040.67	1,231.67	0.04%
SOUTH AFRICA	2,035.06	78,842.45	80,877.51	2.31%
SPAIN	1,346.43	27,874.80	29,221.23	0.83%
SRI LANKA	851.74	2,965.25	3,816.99	0.11%
ST KITTS & NEVIS	0.26		0.26	0.00%
ST. LUCIA	50.12	0.36	50.48	0.00%
ST. VINCENT & THE GRENADINES	6.30		6.30	0.00%
SUDAN		8,435.94	8,435.94	0.24%
SURINAME	376.76	39.48	416.24	0.01%
SWAZILAND	213.25	1,911.98	2,125.23	0.06%
SWEDEN	866.56	14,354.87	15,221.43	0.43%
SWITZERLAND	4,235.53	117,510.90	121,746.43	3.47%
SYRIAN ARAB REPUBLIC	765.75	24,410.84	25,176.58	0.72%
TAJIKISTAN	307.71	855.85	1,163.56	0.03%
THAILAND	114.26	23,366.60	23,480.86	0.67%
TIMOR-LESTE		10,290.85	10,290.85	0.29%
TOGO	106.93	1,209.33	1,316.26	0.04%

PROCUREMENT OF GOODS BY COUNTRY OF PROCUREMENT AND SOURCE OF FUNDS : 2003

ALL SOURCES OF FUNDING			(USD Thousand)	
COUNTRY	SOURCE OF FUNDING		TOTAL	(%)
	UNDP	AP		
TONGA				
TRINIDAD & TOBAGO	5,245.29	112.99	5,358.28	0.15%
TUNISIA	83.53	690.36	773.89	0.02%
TURKEY	1,237.87	101,666.69	102,904.56	2.93%
TURKMENISTAN	104.82	217.64	322.46	0.01%
TUVALU				
UNITED ARAB EMIRATES	2,276.79	27,622.13	29,898.93	0.85%
UGANDA	163.18	37,003.06	37,166.25	1.06%
UKRAINE	166.08	794.12	960.20	0.03%
UNITED KINGDOM	12,799.58	102,974.87	115,774.45	3.30%
UNITED REP. OF TANZANIA	276.73	18,405.95	18,682.68	0.53%
URUGUAY	743.41	2,521.30	3,264.72	0.09%
USA	42,476.27	172,707.79	215,184.05	6.13%
UZBEKISTAN	83.32	362.81	446.13	0.01%
VANUATU		2.23	2.23	0.00%
VENEZUELA	13,152.05	580.69	13,732.75	0.39%
VIET NAM	893.64	6,593.30	7,486.95	0.21%
YEMEN	436.67	3,871.69	4,308.37	0.12%
YUGOSLAVIA	786.44	2,884.15	3,670.59	0.10%
ZAMBIA	436.91	16,483.80	16,920.70	0.48%
ZIMBABWE	382.95	5,527.39	5,910.34	0.17%
<b>SUB-TOTAL</b>	<b>443,535.13</b>	<b>3,041,208.84</b>	<b>3,484,743.97</b>	<b>99.33%</b>
UNSPECIFIED COUNTRIES	1,113.37	4,695.00	5,808.36	0.17%
GLOBAL PROJECTS				
INTERREGIONAL PROJECTS				
ARAB COUNTRIES		17,591.00	17,591.00	0.50%
AFRICAN COUNTRIES				
ASIAN COUNTRIES	6.27	21.12	27.39	0.00%
EUROPEAN COUNTRIES		36.98	36.98	0.00%
LATIN AMERICA AND THE CARIBBEAN				
<b>GRAND-TOTAL</b>	<b>444,654.76</b>	<b>3,063,552.94</b>	<b>3,508,207.70</b>	<b>100.00%</b>
<b>INDUSTRIALIZED COUNTRIES:</b>	<b>123,579.25</b>	<b>1,760,562.85</b>	<b>1,884,142.10</b>	
Percentage	27.79%	57.47%	53.71%	
<b>DEVELOPING COUNTRIES/ ECONOMIES IN TRANSITION</b>	<b>319,962.15</b>	<b>1,298,295.09</b>	<b>1,618,257.24</b>	
Percentage	71.96%	42.38%	46.13%	
<b>ARAB STATES</b>	<b>11,843.62</b>	<b>304,081.97</b>	<b>315,925.59</b>	<b>0.09</b>
Percentage	2.66%	9.93%	9.01%	9.01%
<b>AFRICA</b>	<b>18,338.29</b>	<b>357,530.22</b>	<b>375,868.51</b>	<b>0.11</b>
Percentage	4.12%	11.67%	10.71%	10.71%
<b>ASIA &amp; PACIFIC</b>	<b>35,776.41</b>	<b>370,365.07</b>	<b>406,141.47</b>	<b>0.12</b>
Percentage	8.05%	12.09%	11.58%	11.58%
<b>EUROPE &amp; CIS</b>	<b>11,569.31</b>	<b>182,094.10</b>	<b>193,663.41</b>	<b>0.06</b>
Percentage	2.60%	5.94%	5.52%	5.52%
<b>LATIN AMERICA &amp; THE CARIBBEAN</b>	<b>242,434.52</b>	<b>73,932.89</b>	<b>316,367.40</b>	<b>0.09</b>
Percentage	54.52%	2.41%	9.02%	9.02%
<b>OTHERS</b>	<b>1,113.37</b>	<b>4,695.00</b>	<b>5,808.36</b>	<b>0.00</b>
Percentage	0.25%	0.15%	0.17%	0.17%

**TOTAL PROCUREMENT OF GOODS BY AGENCY AND COUNTRY OF PROCUREMENT : 2003**

ALL SOURCES OF FUNDING		(USD Thousand)				
COUNTRY	UNDP/ NEX	UNDP/ DEX	ESCAP	ESCWA	AGENCY	
					ECLAC	FAO
AFGHANISTAN	7,807.88	14,821.74				2,582.51
ALBANIA	6.96	100.44				3.80
ALGERIA		138.55				30.94
ANDORRA	444.69					
ANGOLA	259.01	16.26				301.83
ANTIGUA & BARBUDA						
ARGENTINA	1,170.62					237.65
ARMENIA	827.13	92.29				209.60
AUSTRALIA	44.23		4.90			206.44
AUSTRIA		14.63		13.48		627.65
AZERBAIJAN	3,113.71	287.56				2.20
BAHAMAS						
BAHRAIN	25.58	1,149.78				
BANGLADESH	651.45					331.72
BARBADOS						
BELARUS	162.65					
BELGIUM	9.17		2.56	3.04		24,046.27
BELIZE						21.60
BENIN	166.22	236.02				26.20
BHUTAN	289.27					32.00
BOLIVIA	1,849.21					530.41
BOSNIA AND HERZEGOVINA	185.03	1,249.92				40.92
BOTSWANA						3,064.52
BRAZIL	13,578.26	145.58				1,206.53
BRUNEI DARUSSALAM						
BULGARIA	980.40					1.98
BURKINA FASO	196.40					471.26
BURUNDI	7.20	702.09				1,188.77
CAMBODIA	418.77					263.47
CAMEROON	46.71	22.00				154.12
CANADA	381.38	15.75	0.80		6.39	435.15
CAPE VERDE	28.23					
CENTRAL AFRICAN REPUBLIC	15.64	22.31				126.97
CHAD	66.49	4.20				
CHILE					801.45	296.17
CHINA	1,319.11	38.31				2,061.38
COLOMBIA	35,529.21					473.00
COMOROS	2.00					
CONGO						208.38
CONGO, DEM. REP.						1,605.52
COSTA RICA						489.00
COTE D'IVOIRE	129.89					96.84
CROATIA		78.00				36.15
CUBA	3,639.75	11.58				110.00
CYPRUS	71.92					23.00
CZECH REPUBLIC	44.09					152.98
DENMARK	6,850.59	469.13	19.89	0.90		3,536.52
DJIBOUTI						
DOMINICA	4.51					
DOMINICAN REPUBLIC	1,049.69	43.84				5.00
DPR KOREA	118.48	2.71				2.20
ECUADOR	69.01					68.82
EGYPT	905.79					851.09
EL SALVADOR	9,807.88	118.00				97.00
EQUATORIAL GUINEA						
ERITREA	78.85	6,500.00				340.85
ESTONIA						35.31
ETHIOPIA	577.44	30.56				1,719.83
FIJI						45.00
FINLAND	78.25	9.39				1,377.22
FRANCE	2,382.26	253.46				3,665.06
GABON	5.62					15.00
GAMBIA	62.12					
GEORGIA	283.88	114.19				
GERMANY	381.19	1,749.99	5.75		5.52	705.07
GHANA						149.40
GREECE	71.41					1,203.80
GRENADA	33.98					
GUATEMALA	12,557.16				0.72	38.00
GUINEA	297.66					370.38
GUINEA-BISSAU						
GUYANA	35.32	0.41				112.10
HAITI	79.71	474.80				47.90
HONDURAS	71,683.39	475.28				222.00
HUNGARY	7.66					31.90
ICELAND						4.00
INDIA	372.48	9.48	6.68	4.00	102.29	1,529.70
INDONESIA	280.03	113.14				325.85
IRAN (ISLAMIC REPUBLIC OF)	103.27	11.68				80.08
IRAQ						444.07
IRELAND	246.63		31.56			
ISRAEL	3,803.09	2,241.58				
ITALY	461.86	1,721.53				28,533.33
JAMAICA	58.74	5.63				186.57
JAPAN	7,667.70	1,292.19				1,377.24

**TOTAL PROCUREMENT OF GOODS BY AGENCY AND COUNTRY OF PROCUREMENT : 2003**

ALL SOURCES OF FUNDING		(USD Thousand)				
COUNTRY	UNDP/ NEX	UNDP/ DEX	ESCAP	ESCWA	AGENCY	
					ECLAC	FAO
JORDAN	384.72	3,359.53				145,616.52
KAZAKHSTAN	142.40					55.50
KENYA	816.23	462.13				1,098.51
KIRIBATI						
KUWAIT		104.18				
KYRGYZSTAN	197.23					23.83
LAO P.D.R.	442.00					667.66
LATVIA	150.68					
LEBANON	329.29	2,320.21		723.26		2,175.83
LESOTHO	50.53					21.00
LIBERIA						
LIBYAN ARAB JAMAHIRIYA						
LIECHTENSTEIN						
LITHUANIA	18.65					11.95
LUXEMBOURG						
MACEDONIA (TFYR)	52.91	136.54				185.59
MADAGASCAR	12.48	16.54				20.00
MALAWI	276.73					301.89
MALAYSIA	24.12	8.97	3.47			210.11
MALDIVES	9.59					
MALI	428.74					292.60
MALTA						36.56
MARSHALL ISLANDS						
MAURITANIA						209.00
MAURITIUS						4.50
MEXICO	35,445.42	2.92			178.02	158.07
MICRONESIA (FED. STATES OF)						
MOLDOVA (REPUBLIC OF)	123.84					379.90
MONACO						
MONGOLIA	32.24					8.33
MOROCCO	60.87					165.07
MOZAMBIQUE						121.94
MYANMAR		856.13				3.80
NAMIBIA	34.96					69.65
NAURU						
NEPAL	126.53	32.41				106.95
NETHERLANDS	1,820.22	434.15		16.40	0.05	3,566.26
NEW ZEALAND						154.85
NICARAGUA	275.13	288.43				
NIGER	65.93					204.00
NIGERIA						1,312.90
NORWAY	45.68					306.77
OMAN		643.10				
PALAU						
PAKISTAN	880.57	751.63				836.08
PANAMA	4,723.32					
PAPUA NEW GUINEA	12.70					45.92
PARAGUAY	1,126.66	117.85				3.02
PERU	603.33					178.08
PHILIPPINES	2,124.51					471.09
POLAND	123.89					43.10
PORTUGAL	109.90					
QATAR						
REPUBLIC OF KOREA	2.60	2.22				72.56
ROMANIA	73.68					86.50
RUSSIAN FEDERATION	440.38					575.35
RWANDA	35.11					480.93
SAMOA						0.60
SAN MARINO						1.01
SAO TOME & PRINCIPE						
SAUDI ARABIA	220.98	206.40				
SENEGAL						447.69
SEYCHELLES						
SIERRA LEONE		561.60				269.60
SINGAPORE	333.96	8.61	4.26			
SLOVAKIA	175.98					11.50
SLOVENIA						26.27
SOLOMON ISLANDS						42.00
SOMALIA		182.27				
SOUTH AFRICA	537.59	137.32				5,307.22
SPAIN	1,346.43					241.64
SRI LANKA	295.35	556.39				276.90
ST KITTS & NEVIS	0.26					
ST. LUCIA	50.12					
ST. VINCENT & THE GRENADINES	6.30					
SUDAN						545.20
SURINAME						39.48
SWAZILAND	69.05	144.21				921.71
SWEDEN	138.00	551.63			27.72	325.17
SWITZERLAND	4,001.43	6.48		3.30	0.47	5,559.09
SYRIAN ARAB REPUBLIC	469.54	296.21				493.11
TAJIKISTAN	169.71	137.99				8.40
THAILAND	55.54	9.18	2,867.14			785.81
TIMOR-LESTE						
TOGO						2.40

**TOTAL PROCUREMENT OF GOODS BY AGENCY AND COUNTRY OF PROCUREMENT : 2003**

ALL SOURCES OF FUNDING				(USD Thousand)		
COUNTRY	UNDP/ NEX	UNDP/ DEX	ESCAP	ESCWA	AGENCY	
					ECLAC	FAO
TONGA						
TRINIDAD & TOBAGO	683.88				92.99	20.00
TUNISIA	78.18	5.35				304.58
TURKEY		1,163.18				873.87
TURKMENISTAN	104.82					
TUVALU						
UNITED ARAB EMIRATES	2,080.75	196.04		3.22		947.93
UGANDA	143.04	20.14				1,267.46
UKRAINE						
UNITED KINGDOM	2,436.27	1,542.73	33.96	3.52	19.12	5,017.49
UNITED REP. OF TANZANIA	275.06					739.51
URUGUAY	91.29					180.85
USA	31,136.06	1,576.66	95.63	48.47	329.33	2,719.95
UZBEKISTAN	71.73	11.59				36.15
VANUATU						
VENEZUELA	12,637.17	6.95				142.97
VIET NAM	893.64					182.92
YEMEN		436.67				3.00
YUGOSLAVIA		761.69				37.67
ZAMBIA	424.67					273.49
ZIMBABWE	321.65	55.34				607.95
<b>SUB-TOTAL</b>	<b>304,756.12</b>	<b>52,895.60</b>	<b>3,076.60</b>	<b>819.59</b>	<b>1,564.05</b>	<b>277,760.00</b>
UNSPECIFIED COUNTRIES		373.61				301.50
GLOBAL PROJECTS						
INTERREGIONAL PROJECTS						
ARAB COUNTRIES						
AFRICAN COUNTRIES						
ASIAN COUNTRIES	6.27		21.12			
EUROPEAN COUNTRIES						
LATIN AMERICA & THE CARIBBEAN						
<b>GRAND-TOTAL</b>	<b>304,762.39</b>	<b>53,269.21</b>	<b>3,097.72</b>	<b>819.59</b>	<b>1,564.05</b>	<b>278,061.49</b>
<b>INDUSTRIALIZED COUNTRIES:</b>	64,296.84	11,879.30	195.04	89.11	388.59	84,185.33
Percentage	21.10%	22.30%	6.30%	10.87%	24.84%	30.28%
<b>DEVELOPING COUNTRIES/ ECONOMIES IN TRANSITION</b>	240,465.55	41,016.29	2,902.68	730.48	1,175.47	193,574.67
Percentage	78.90%	77.00%	93.70%	89.13%	75.16%	69.62%
<b>ARAB COUNTRIES</b>	2,578.22	8,853.94		723.26		150,709.48
Percentage	0.85%	16.62%		88.25%		54.20%
<b>AFRICAN COUNTRIES</b>	7368.92	9106.62		3.22		23,494.30
Percentage	2.42%	17.10%		0.39%		8.45%
<b>ASIAN COUNTRIES</b>	16,497.11	17,210.92	2,902.68	4.00	102.29	10,884.57
Percentage	5.41%	32.31%	93.70%	0.49%	6.54%	3.91%
<b>EUROPE &amp; CIS</b>	7,231.99	4,153.53				3,622.09
Percentage	2.37%	7.80%				1.30%
<b>LATIN AMERICA &amp; THE CARIB.</b>	206,789.31	1,691.28			1,073.18	4,864.22
Percentage	67.85%	3.17%			68.62%	1.75%
<b>OTHERS</b>		373.61				301.50
Percentage		0.70%				0.11%

**TOTAL PROCUREMENT OF GOODS BY AGENCY AND COUNTRY OF PROCUREMENT : 2003**

**ALL SOURCES OF FUNDING**

COUNTRY	IAEA	ICAO	IFAD	ILO	ITC	ITU
AFGHANISTAN						11.95
ALBANIA				5.50		
ALGERIA					61.05	
ANDORRA						
ANGOLA	13.67					
ANTIGUA & BARBUDA						
ARGENTINA	250.55	38.27				87.77
ARMENIA	20.65				5.45	
AUSTRALIA	219.35					
AUSTRIA	10,909.21				4.05	
AZERBAIJAN	17.94					
BAHAMAS						
BAHRAIN						
BANGLADESH	3.06				0.67	49.10
BARBADOS						
BELARUS	77.46			130.77		
BELGIUM	249.84	234.06				
BELIZE						
BENIN				5.55		
BHUTAN						50.29
BOLIVIA						
BOSNIA AND HERZEGOVINA						
BOTSWANA						
BRAZIL	31.52	2,366.82				22.00
BRUNEI DARUSSALAM						
BULGARIA	56.25			2.09	0.36	2.28
BURKINA FASO	83.76			0.58	2.28	30.30
BURUNDI						
CAMBODIA				19.57		
CAMEROON	2.86			15.42	23.14	
CANADA	1,772.51	512.41				10.00
CAPE VERDE						5.31
CENTRAL AFRICAN REPUBLIC					2.82	
CHAD						
CHILE	100.07					12.68
CHINA	160.86				10.50	44.45
COLOMBIA	21.42					
COMOROS						
CONGO						
CONGO, DEM. REP.						
COSTA RICA	50.22					
COTE D'IVOIRE	13.00			0.90		
CROATIA						
CUBA	58.55					
CYPRUS	1.08					
CZECH REPUBLIC	210.08					
DENMARK	443.43		78.88			
DJIBOUTI						
DOMINICA						
DOMINICAN REPUBLIC						
DPR KOREA						2.57
ECUADOR		74.06				
EGYPT	11.40				4.02	
EL SALVADOR	18.08			4.44		
EQUATORIAL GUINEA						
ERITREA						
ESTONIA						
ETHIOPIA	42.24			41.76		7.98
FIJI						
FINLAND	93.62	1,762.56				
FRANCE	1,505.23	1,339.46			195.40	158.10
GABON					6.86	
GAMBIA				21.81	5.13	
GEORGIA	32.44					3.25
GERMANY	7,903.70	7,835.64		287.22	29.17	37.33
GHANA	15.87			12.30		
GREECE	19.50					
GRENADA						
GUATEMALA	195.26					
GUINEA				6.23		
GUINEA-BISSAU						
GUYANA				12.29		
HAITI	17.61					
HONDURAS						116.72
HUNGARY	999.14				18.62	
ICELAND						
INDIA	202.62					7.08
INDONESIA	0.59					
IRAN (ISLAMIC REPUBLIC OF)	50.00					
IRAQ						6.44
IRELAND	2.12					
ISRAEL	119.39			35.10		36.12
ITALY	205.83	11,523.16	2,142.52	27.10		6.34
JAMAICA	154.60					
JAPAN	771.72			399.20	46.02	



**TOTAL PROCUREMENT OF GOODS BY AGENCY AND COUNTRY OF PROCUREMENT : 2003**

**ALL SOURCES OF FUNDING**

COUNTRY	IAEA	ICAO	IFAD	ILO	ITC	ITU
JORDAN						
KAZAKHSTAN	41.21				20.19	
KENYA	38.64			10.68	28.59	15.91
KIRIBATI						
KUWAIT						
KYRGYZSTAN					0.26	22.61
LAO P.D.R.				12.69		
LATVIA	35.69					
LEBANON	43.90					
LESOTHO						
LIBERIA						
LIBYAN ARAB JAMAHIRIYA						
LIECHTENSTEIN						
LITHUANIA	22.90					
LUXEMBOURG						
MACEDONIA (TFYR)						
MADAGASCAR	7.30			14.09	6.50	
MALAWI						
MALAYSIA	1.05					
MALDIVES						
MALI	50.53			2.20		
MALTA						
MARSHALL ISLANDS						
MAURITANIA					57.92	14.99
MAURITIUS	10.97					
MEXICO	39.03			19.70		
MICRONESIA (FED. STATES OF)						
MOLDOVA (REPUBLIC OF)	0.54					
MONACO	10.78					
MONGOLIA	8.22			9.80		22.81
MOROCCO	9.63			23.00		97.97
MOZAMBIQUE						7.90
MYANMAR	2.09					27.44
NAMIBIA	2.98					
NAURU						
NEPAL				7.43	6.23	
NETHERLANDS	2,053.80				7.15	
NEW ZEALAND	37.20					
NICARAGUA						
NIGER	28.15					
NIGERIA	0.71			18.60	4.50	
NORWAY	1.09	109.34				
OMAN						
PALAU						
PAKISTAN	54.14			20.92		
PANAMA	0.40	426.57				
PAPUA NEW GUINEA						
PARAGUAY	0.97					3.59
PERU	7.49	549.97		1.84	21.41	1.31
PHILIPPINES	23.81			25.04		
POLAND	178.04					
PORTUGAL	3.82					
QATAR						
REPUBLIC OF KOREA	313.42					
ROMANIA	140.36				6.32	
RUSSIAN FEDERATION	2,088.71			2.71		
RWANDA						
SAMOA						
SAN MARINO						
SAO TOME & PRINCIPE						
SAUDI ARABIA						
SENEGAL	33.00			23.01	10.76	67.46
SEYCHELLES						
SIERRA LEONE	4.94					
SINGAPORE	26.85					31.20
SLOVAKIA	283.60				0.36	
SLOVENIA	119.57					
SOLOMON ISLANDS		404.01				
SOMALIA						
SOUTH AFRICA	575.94				49.22	
SPAIN	406.73	18,576.01				
SRI LANKA	33.07			3.00		
ST KITTS & NEVIS						
ST. LUCIA						
ST. VINCENT & THE GRENADINES						
SUDAN	12.43					
SURINAME						
SWAZILAND						
SWEDEN	135.58					3.58
SWITZERLAND	702.64			379.36	1,929.47	210.83
SYRIAN ARAB REPUBLIC						
TAJIKISTAN					1.51	
THAILAND	63.06	67.94		8.30		
TIMOR-LESTE						
TOGO						

**TOTAL PROCUREMENT OF GOODS BY AGENCY AND COUNTRY OF PROCUREMENT : 2003**

**ALL SOURCES OF FUNDING**

<b>COUNTRY</b>	<b>IAEA</b>	<b>ICAO</b>	<b>IFAD</b>	<b>ILO</b>	<b>ITC</b>	<b>ITU</b>
TONGA						
TRINIDAD & TOBAGO						
TUNISIA	32.51					
TURKEY	3.19					
TURKMENISTAN						
TUVALU						
UNITED ARAB EMIRATES	27.06					
UGANDA	58.60			8.95		24.54
UKRAINE	119.79			92.29		
UNITED KINGDOM	2,098.68	388.22			52.75	27.83
UNITED REP. OF TANZANIA	285.26				4.80	51.58
URUGUAY	14.15					
USA	15,615.55	23,477.16		396.12	10.08	23.37
UZBEKISTAN	10.95				2.52	
VANUATU						
VENEZUELA	12.57					
VIET NAM	0.50			1.80		
YEMEN						
YUGOSLAVIA	0.70			213.08		
ZAMBIA	5.59			10.90		
ZIMBABWE	6.44			21.30		0.35
<b>SUB-TOTAL</b>	<b>53,074.81</b>	<b>69,685.65</b>	<b>2,221.40</b>	<b>2,354.64</b>	<b>2,636.11</b>	<b>1,363.29</b>
UNSPECIFIED COUNTRIES	0.55	86.83				
GLOBAL PROJECTS						
INTERREGIONAL PROJECTS						
ARAB COUNTRIES						
AFRICAN COUNTRIES						
ASIAN COUNTRIES						
EUROPEAN COUNTRIES	8.66					
LATIN AMERICA & THE CARIBBEAN						
<b>GRAND-TOTAL</b>	<b>53,084.02</b>	<b>69,772.48</b>	<b>2,221.40</b>	<b>2,354.64</b>	<b>2,636.11</b>	<b>1,363.29</b>
<b>INDUSTRIALIZED COUNTRIES:</b>	<b>47,370.02</b>	<b>65,758.01</b>	<b>2,221.40</b>	<b>1,526.81</b>		<b>513.50</b>
Percentage	89.24%	94.25%	100.00%	64.84%		37.67%
<b>DEVELOPING COUNTRIES/ ECONOMIES IN TRANSITION</b>	<b>5,713.44</b>	<b>3,927.64</b>		<b>827.83</b>		<b>849.79</b>
Percentage	10.76%	5.63%		35.16%		62.33%
<b>ARAB COUNTRIES</b>	<b>279.64</b>	<b>404.01</b>		<b>115.29</b>	<b>65.07</b>	<b>104.41</b>
Percentage	0.53%	0.58%		4.90%	2.47%	7.66%
<b>AFRICAN COUNTRIES</b>	<b>1248.90</b>			<b>205.33</b>	<b>202.54</b>	<b>201.78</b>
Percentage	2.35%			8.72%	7.68%	14.80%
<b>ASIAN COUNTRIES</b>	<b>893.33</b>	<b>67.94</b>		<b>108.55</b>	<b>17.40</b>	<b>246.87</b>
Percentage	1.68%	0.10%		4.61%	0.66%	18.11%
<b>EUROPE &amp; CIS</b>	<b>2,319.05</b>			<b>360.39</b>	<b>55.60</b>	<b>52.67</b>
Percentage	4.37%			15.31%	2.11%	3.86%
<b>LATIN AMERICA &amp; THE CARIB.</b>	<b>972.51</b>	<b>3,455.69</b>		<b>38.27</b>	<b>21.41</b>	<b>244.07</b>
Percentage	1.83%	4.95%		1.63%	0.81%	17.90%
<b>OTHERS</b>	<b>0.55</b>	<b>86.83</b>				
Percentage	0.00%	0.12%				

**TOTAL PROCUREMENT OF GOODS BY AGENCY AND COUNTRY OF PROCUREMENT : 2003**

**ALL SOURCES OF FUNDING**

(USD Thousand)

COUNTRY	AGENCY					
	PAHO	UNCTAD	UNDP/ HQ	UNDP/ IAPSO	UNESCO	UNFPA
AFGHANISTAN						
ALBANIA						54.00
ALGERIA						38.00
ANDORRA						
ANGOLA						57.00
ANTIGUA & BARBUDA						
ARGENTINA	2,289.18					
ARMENIA						56.00
AUSTRALIA						8.00
AUSTRIA				162.56		
AZERBAIJAN					15.00	149.00
BAHAMAS	109.70					
BAHRAIN					62.00	
BANGLADESH		22.30				133.00
BARBADOS	1,195.55					
BELARUS						36.00
BELGIUM	41,309.71			17.81	54.00	19,975.00
BELIZE	308.48					
BENIN						
BHUTAN		19.60				
BOLIVIA	1,178.82	12.50				56.00
BOSNIA AND HERZEGOVINA						1.00
BOTSWANA						366.00
BRAZIL	14,409.73					802.00
BRUNEI DARUSSALAM						
BULGARIA						
BURKINA FASO						
BURUNDI						142.00
CAMBODIA						66.00
CAMEROON						
CANADA	1,103.25			820.29	1,362.00	2,415.00
CAPE VERDE						
CENTRAL AFRICAN REPUBLIC						
CHAD		4.10				
CHILE	606.90					8.00
CHINA				117.45	337.00	1,246.00
COLOMBIA	1,176.55					12.00
COMOROS						66.00
CONGO		6.00				
CONGO, DEM. REP.						131.00
COSTA RICA	845.39					32.00
COTE D'IVOIRE						279.00
CROATIA						
CUBA	762.56					194.00
CYPRUS					68.00	
CZECH REPUBLIC				0.33		
DENMARK	64.01			12,914.95	348.00	1,511.00
DJIBOUTI						35.00
DOMINICA					7.00	
DOMINICAN REPUBLIC	608.34					69.00
DPR KOREA	8,798.23				136.00	
ECUADOR	715.08					19.00
EGYPT					24.00	524.00
EL SALVADOR	700.48					15.00
EQUATORIAL GUINEA						
ERITREA						
ESTONIA						
ETHIOPIA						29.00
FIJI		2.80				49.00
FINLAND	39.01			0.17		545.00
FRANCE	46,228.42			742.78	1,098.00	1,009.00
GABON						
GAMBIA						
GEORGIA						53.00
GERMANY	728.68			358.78	1,170.00	6,378.00
GHANA						368.00
GREECE						
GRENADA						
GUATEMALA	2,366.22					227.00
GUINEA						6.00
GUINEA-BISSAU						38.00
GUYANA	199.81					
HAITI	1,866.49	10.00				
HONDURAS	854.20					143.00
HUNGARY					72.00	15.00
ICELAND						
INDIA	15,017.57	72.30		-16.98	343.00	4,331.00
INDONESIA					24.00	1,459.00
IRAN (ISLAMIC REPUBLIC OF)						31.00
IRAQ						
IRELAND	67.95					23.00
ISRAEL						101.00
ITALY	27,328.21			-308.41	1,777.00	12.00
JAMAICA	657.03	12.70				5.00
JAPAN	1,090.38			37,912.95	1,543.00	2,833.00

**TOTAL PROCUREMENT OF GOODS BY AGENCY AND COUNTRY OF PROCUREMENT : 2003**

**ALL SOURCES OF FUNDING**

(USD Thousand)

COUNTRY	AGENCY					
	PAHO	UNCTAD	UNDP/ HQ	UNDP/ IAPSO	UNESCO	UNFPA
JORDAN				2.94	4,293.00	88.00
KAZAKHSTAN						
KENYA						52.00
KIRIBATI						
KUWAIT						
KYRGYZSTAN						93.00
LAO P.D.R.						13.00
LATVIA						
LEBANON						1.00
LESOTHO						
LIBERIA						34.00
LIBYAN ARAB JAMAHIRIYA					124.00	
LIECHTENSTEIN						
LITHUANIA						5.00
LUXEMBOURG						
MACEDONIA (TFYR)						
MADAGASCAR						96.00
MALAWI						
MALAYSIA	1.05	6.00				318.00
MALDIVES						3.00
MALI						177.00
MALTA						
MARSHALL ISLANDS						
MAURITANIA					1.00	74.00
MAURITIUS						
MEXICO	737.58					47.00
MICRONESIA (FED. STATES OF)						
MOLDOVA (REPUBLIC OF)						21.00
MONACO						
MONGOLIA						44.00
MOROCCO						150.00
MOZAMBIQUE		3.60				1,089.00
MYANMAR						150.00
NAMIBIA						
NAURU						
NEPAL		123.10				253.00
NETHERLANDS	2,651.60			9,688.77	44.00	9,415.00
NEW ZEALAND						
NICARAGUA	2,413.56					244.00
NIGER					31.00	
NIGERIA						137.00
NORWAY	137.81			12.04		3.00
OMAN					10.00	66.00
PALAU						
PAKISTAN		6.80		27.24		3,137.00
PANAMA	497.29					31.00
PAPUA NEW GUINEA						17.00
PARAGUAY	316.73					26.00
PERU	2,484.67	13.20				31.00
PHILIPPINES						55.00
POLAND						
PORTUGAL						
QATAR						
REPUBLIC OF KOREA						3,096.00
ROMANIA						19.00
RUSSIAN FEDERATION				8,159.80		79.00
RWANDA		27.00			1.00	137.00
SAMOA						
SAN MARINO						
SAO TOME & PRINCIPE						
SAUDI ARABIA						
SENEGAL						141.00
SEYCHELLES						
SIERRA LEONE					6.00	
SINGAPORE						310.00
SLOVAKIA						27.00
SLOVENIA						
SOLOMON ISLANDS						
SOMALIA						3.00
SOUTH AFRICA	6.31			20.78		321.00
SPAIN	74.28				5.00	48.00
SRI LANKA						36.00
ST KITTS & NEVIS						
ST. LUCIA						
ST. VINCENT & THE GRENADINES						
SUDAN						61.00
SURINAME	376.76					
SWAZILAND						77.00
SWEDEN	141.34			382.67	25.00	69.00
SWITZERLAND	2,267.96	0.50		373.91	380.00	302.00
SYRIAN ARAB REPUBLIC					150.00	57.00
TAJIKISTAN						7.00
THAILAND						136.00
TIMOR-LESTE						
TOGO		16.30				36.00

**TOTAL PROCUREMENT OF GOODS BY AGENCY AND COUNTRY OF PROCUREMENT : 2003**

ALL SOURCES OF FUNDING						
COUNTRY	(USD Thousand)					
	AGENCY					
	PAHO	UNCTAD	UNDP/ HQ	UNDP/ IAPSO	UNESCO	UNFPA
TONGA						
TRINIDAD & TOBAGO	4,561.41					
TUNISIA						59.00
TURKEY	253.95			74.69	7,432.00	110.00
TURKMENISTAN						94.00
TUVALU						
UNITED ARAB EMIRATES				69.79	15.00	
UGANDA						913.00
UKRAINE					84.00	91.00
UNITED KINGDOM	119.12			6,951.90	4,350.00	2,320.00
UNITED REP. OF TANZANIA				17.84		139.00
URUGUAY	2,923.44					
USA	18,833.90	4.50	7,500.00	2,041.50	97.00	3,322.00
UZBEKISTAN						52.00
VANUATU						
VENEZUELA	507.94	4.50				31.00
VIET NAM		15.00				
YEMEN		40.00				
YUGOSLAVIA					344.00	38.00
ZAMBIA		19.70				1,693.00
ZIMBABWE					38.00	
<b>SUB-TOTAL</b>	<b>211,932.66</b>	<b>442.50</b>	<b>7,500.00</b>	<b>80,546.55</b>	<b>25,870.00</b>	<b>75,844.00</b>
UNSPECIFIED COUNTRIES	33.08			832.36		
GLOBAL PROJECTS						
INTERREGIONAL PROJECTS						
ARAB COUNTRIES						
AFRICAN COUNTRIES						
ASIAN COUNTRIES						
EUROPEAN COUNTRIES						
LATIN AMERICA & THE CARIBBEAN						
<b>GRAND-TOTAL</b>	<b>211,965.74</b>	<b>442.50</b>	<b>7,500.00</b>	<b>81,378.91</b>	<b>25,870.00</b>	<b>75,844.00</b>
<b>INDUSTRIALIZED COUNTRIES:</b>	142,185.65	5.00	7,500.00	80,232.48	12,253.00	50,368.00
Percentage	67.08%	1.13%	100.00%	98.59%	47.36%	66.41%
<b>DEVELOPING COUNTRIES/ ECONOMIES IN TRANSITION</b>	69,747.01	437.50		314.07	13,617.00	25,476.00
Percentage	32.90%	98.87%		0.39%	52.64%	33.59%
<b>ARAB COUNTRIES</b>		40.00		2.94	4,747.00	1,204.00
Percentage		9.04%		0.00%	18.35%	1.59%
<b>AFRICAN COUNTRIES</b>	6.31	76.70		108.41	92.00	5685.00
Percentage	0.00%	17.33%		0.13%	0.36%	7.50%
<b>ASIAN COUNTRIES</b>	23,816.86	267.90		127.71	840.00	14,852.00
Percentage	11.24%	60.54%		0.16%	3.25%	19.58%
<b>EUROPE &amp; CIS</b>	253.95			75.02	7,931.00	1,743.00
Percentage	0.12%			0.09%	30.66%	2.30%
<b>LATIN AMERICA &amp; THE CARIB.</b>	45,669.89	52.90			7.00	1,992.00
Percentage	21.55%	11.95%			0.03%	2.63%
<b>OTHERS</b>	33.08			832.36		
Percentage	0.02%			1.02%		

**TOTAL PROCUREMENT OF GOODS BY AGENCY AND COUNTRY OF PROCUREMENT : 2003**

ALL SOURCES OF FUNDING (USD Thousand)						
COUNTRY	UNHCR	UNICEF	UNIDO	UNOG	UNON	UNOPS
AFGHANISTAN		3,899.55				
ALBANIA		410.22				209.98
ALGERIA		752.03				
ANDORRA						
ANGOLA		3,083.73				
ANTIGUA & BARBUDA						
ARGENTINA		833.73	19.00			944.63
ARMENIA		96.52				
AUSTRALIA		3,070.73		9.36		4.41
AUSTRIA		564.79	775.00			11.85
AZERBAIJAN		301.59				
BAHAMAS						
BAHRAIN		1.54				
BANGLADESH		4,454.06				1.33
BARBADOS		146.34				
BELARUS		87.27				
BELGIUM	12.40	176,867.63	124.00	35.39		2,933.17
BELIZE		38.27				
BENIN	17.10	346.84				
BHUTAN		632.49				
BOLIVIA		566.55				
BOSNIA AND HERZEGOVINA		504.62				
BOTSWANA		329.76				
BRAZIL		1,434.25	353.00			291.51
BRUNEI DARUSSALAM						
BULGARIA	25.70	49.36				
BURKINA FASO		1,116.95				
BURUNDI		964.06				
CAMBODIA		2,828.38				
CAMEROON		389.03				
CANADA	7.60	6,174.37	2.00	3.19		391.75
CAPE VERDE		207.09				
CENTRAL AFRICAN REPUBLIC		294.77				
CHAD		448.92				
CHILE		2,123.54				
CHINA	3,840.00	6,220.00	155.00		118.90	2,143.09
COLOMBIA		353.19				661.85
COMOROS		131.38				
CONGO		462.59				
CONGO, DEM. REP.		1,358.61				
COSTA RICA		16.59	186.00			77.09
COTE D'IVOIRE		1,024.68				1,443.69
CROATIA		3.35	124.00			
CUBA		988.56				
CYPRUS		3,018.13	2.00		15.33	
CZECH REPUBLIC		141.87	35.00			
DENMARK	8,700.50	39,732.44	22.00	11.82	136.32	19,005.69
DJIBOUTI		151.45			11.46	
DOMINICA						
DOMINICAN REPUBLIC		559.96				
DPR KOREA		386.52				
ECUADOR		271.16				
EGYPT	190.40	2,432.13	22.00			222.60
EL SALVADOR		333.72				
EQUATORIAL GUINEA						
ERITREA		309.76				
ESTONIA						
ETHIOPIA		4,653.25				
FIJI		117.49				
FINLAND	128.90	6,304.38	1,304.00			301.47
FRANCE	2,516.80	79,402.33	281.00	626.60	54.61	7,163.23
GABON		102.62				
GAMBIA		275.74				
GEORGIA		109.28				
GERMANY	4,931.80	14,560.04	2,496.00	37.41	3,881.34	5,409.55
GHANA		1,514.35				
GREECE	82.80	33.54				81.87
GRENADA						
GUATEMALA		509.01				699.14
GUINEA		821.91				
GUINEA-BISSAU		227.04				
GUYANA		91.02				
HAITI		336.77				
HONDURAS		509.11				43.58
HUNGARY		97.85	40.00	3.20		
ICELAND						
INDIA	4,150.30	71,621.41	149.00	132.75	1,504.63	1,211.16
INDONESIA		3,255.65				
IRAN (ISLAMIC REPUBLIC OF)	593.80	1,478.54				39.29
IRAQ		3,263.38			33.00	
IRELAND	9.30	955.77	31.00			32.69
ISRAEL		1,850.98	2,568.00			115.90
ITALY	76.50	51,240.68	2,943.00	998.68	1,457.48	3,543.08
JAMAICA		275.74				
JAPAN	5,255.90	20,238.16	100.00		81.07	5,383.27

**TOTAL PROCUREMENT OF GOODS BY AGENCY AND COUNTRY OF PROCUREMENT : 2003**

**ALL SOURCES OF FUNDING**

(USD Thousand)

COUNTRY	UNHCR	UNICEF	UNIDO	UNOG	UNON	UNOPS
JORDAN		3,340.44			4,314.90	
KAZAKHSTAN		167.99				
KENYA	4,661.10	12,880.11	1.00	23.73	5,110.19	
KIRIBATI						
KUWAIT		3,406.58				
KYRGYZSTAN		82.52				
LAO P.D.R.		610.30				
LATVIA						
LEBANON	4.80	2,877.35	12.00			63.00
LESOTHO		215.90				
LIBERIA		501.64				
LIBYAN ARAB JAMAHIRIYA		3.09				
LIECHTENSTEIN						
LITHUANIA						
LUXEMBOURG		3,579.11				
MACEDONIA (TFYR)		130.27				829.21
MADAGASCAR		917.95				
MALAWI		971.42				
MALAYSIA		788.94				
MALDIVES		80.96				
MALI		1,102.11				
MALTA		1,128.63			51.14	
MARSHALL ISLANDS						
MAURITANIA		447.03				
MAURITIUS		48.83				
MEXICO		721.52	6.00			
MICRONESIA (FED. STATES OF)						
MOLDOVA (REPUBLIC OF)		94.00				
MONACO						
MONGOLIA		288.45				
MOROCCO		286.34	59.00			
MOZAMBIQUE		913.44				39.46
MYANMAR		1,321.79				
NAMIBIA		556.59				
NAURU						
NEPAL		1,034.42		5.00		
NETHERLANDS	452.60	3,336.53	222.00	5.16	21.48	4,882.64
NEW ZEALAND						0.83
NICARAGUA		480.29				
NIGER		702.88				
NIGERIA		2,221.07				
NORWAY	1,118.40	1,835.09		259.14		2,089.33
OMAN	83.00	2,303.76				
PALAU						2,291.26
PAKISTAN	9,745.80	7,109.05				
PANAMA		465.04				1,168.13
PAPUA NEW GUINEA		78.07				
PARAGUAY		69.40				
PERU		896.57				
PHILIPPINES		813.23				
POLAND		154.84				
PORTUGAL		3.23		8.47		
QATAR						
REPUBLIC OF KOREA	793.30	12,079.99				497.42
ROMANIA		540.50				
RUSSIAN FEDERATION	122.00	1,644.66				1,065.27
RWANDA		547.13				
SAMOA						
SAN MARINO						
SAO TOME & PRINCIPE		37.96				
SAUDI ARABIA		18.69				
SENEGAL	58.20	1,410.05				220.93
SEYCHELLES						
SIERRA LEONE		1,400.40				
SINGAPORE		20.33	254.00			
SLOVAKIA						
SLOVENIA						180.40
SOLOMON ISLANDS		5.58				
SOMALIA		608.37			8.72	
SOUTH AFRICA	1,469.30	7,402.95			177.95	221.08
SPAIN		2,331.47	97.00			
SRI LANKA		2,378.91				
ST KITTS & NEVIS						
ST. LUCIA						
ST. VINCENT & THE GRENADINES						
SUDAN		1,472.85				
SURINAME						
SWAZILAND		543.81				
SWEDEN	902.20	6,171.92	36.00		115.72	671.95
SWITZERLAND	6,699.70	6,747.22	348.00	8,832.59	32.28	8,100.21
SYRIAN ARAB REPUBLIC		1,229.14	69.00			
TAJIKISTAN		592.31				
THAILAND	501.60	5,868.04				653.30
TIMOR-LESTE		355.19				
TOGO		335.64			23.50	902.42

**TOTAL PROCUREMENT OF GOODS BY AGENCY AND COUNTRY OF PROCUREMENT : 2003**

ALL SOURCES OF FUNDING (USD Thousand)						
COUNTRY	UNHCR	UNICEF	UNIDO	UNOG	UNON	UNOPS
TONGA						
TRINIDAD & TOBAGO						
TUNISIA		82.00				
TURKEY	223.20	7,906.96	84.00		640.94	374.75
TURKMENISTAN		123.64				
TUVALU						
UNITED ARAB EMIRATES	188.70	3,030.77				31.11
UGANDA		2,845.44				
UKRAINE		561.91				
UNITED KINGDOM	10,668.10	16,315.88	1,550.00	1,202.19	357.80	10,827.96
UNITED REP. OF TANZANIA	31.00	4,084.18	185.00		1.68	
URUGUAY		46.81				
USA	2,956.10	16,575.30		232.14	28.26	5,865.87
UZBEKISTAN		234.00				
VANUATU		2.23				
VENEZUELA		389.65				
VIET NAM		984.32				
YEMEN		3,826.95				
YUGOSLAVIA					24.75	12.96
ZAMBIA		2,012.42				
ZIMBABWE		2,257.32				5.97
<b>SUB-TOTAL</b>	<b>71,218.90</b>	<b>708,750.71</b>	<b>14,654.00</b>	<b>12,426.82</b>	<b>18,203.42</b>	<b>93,362.32</b>
UNSPECIFIED COUNTRIES		554.85	82.00			
GLOBAL PROJECTS						
INTERREGIONAL PROJECTS						
ARAB COUNTRIES						
AFRICAN COUNTRIES						
ASIAN COUNTRIES						
EUROPEAN COUNTRIES						
LATIN AMERICA & THE CARIBBEAN						
<b>GRAND-TOTAL</b>	<b>71,218.90</b>	<b>709,305.56</b>	<b>14,736.00</b>	<b>12,426.82</b>	<b>18,203.42</b>	<b>93,362.32</b>
<b>INDUSTRIALIZED COUNTRIES:</b>	44,641.60	459,536.24	12,899.00	12,262.15	6,166.34	77,882.00
Percentage	62.68%	64.79%	87.53%	98.67%	33.87%	83.42%
<b>DEVELOPING COUNTRIES/ ECONOMIES IN TRANSITION</b>	26,577.30	249,214.46	1,755.00	164.67	12,037.08	15,480.33
Percentage	37.32%	35.13%	11.91%	1.33%	66.13%	16.58%
<b>ARAB COUNTRIES</b>	872.00	28,096.53	162.00		4,368.08	324.89
Percentage	1.22%	3.96%	1.10%		24.00%	0.35%
<b>AFRICAN COUNTRIES</b>	6,425.40	62,604.67	186.00	23.73	5,313.32	2,864.65
Percentage	9.02%	8.83%	1.26%	0.19%	29.19%	3.07%
<b>ASIAN COUNTRIES</b>	19,031.00	126,880.15	558.00	137.75	1,623.53	6,797.56
Percentage	26.72%	17.89%	3.79%	1.11%	8.92%	7.28%
<b>EUROPE &amp; CIS</b>	248.90	18,821.14	285.00	3.20	732.16	1,607.30
Percentage	0.35%	2.65%	1.93%	0.03%	4.02%	1.72%
<b>LATIN AMERICA &amp; THE CARIB.</b>		12,456.78	564.00			3,885.93
Percentage		1.76%	3.83%			4.16%
<b>OTHERS</b>		554.85	82.00			
Percentage		0.08%	0.56%			



**TOTAL PROCUREMENT OF GOODS BY AGENCY AND COUNTRY OF PROCUREMENT : 2003**

COUNTRY	AGENCY					(USD Thousand)
	UNOV	UN/PD	UNRWA	UNV	WFP	
AFGHANISTAN		2,207.97				768.42
ALBANIA						9.88
ALGERIA		189.48				139.46
ANDORRA						
ANGOLA		18.97				1,387.82
ANTIGUA & BARBUDA						
ARGENTINA						21,271.81
ARMENIA						299.47
AUSTRALIA		2,340.72	29.66			8,740.57
AUSTRIA	1,965.15	1,886.50	39.70			3,611.96
AZERBAIJAN						1,564.29
BAHAMAS						
BAHRAIN						
BANGLADESH						2,205.63
BARBADOS						
BELARUS						
BELGIUM		2,166.75	3,261.11			28,970.38
BELIZE						
BENIN						652.52
BHUTAN						732.71
BOLIVIA						
BOSNIA AND HERZEGOVINA		44.83				
BOTSWANA						
BRAZIL						5,369.36
BRUNEI DARUSSALAM						
BULGARIA		44.77				8.47
BURKINA FASO						2,753.96
BURUNDI						486.86
CAMBODIA						1,199.25
CAMEROON						2,115.11
CANADA		1,441.00				54,409.79
CAPE VERDE						
CENTRAL AFRICAN REPUBLIC		115.91				18.64
CHAD						963.09
CHILE						
CHINA		345.75				33,524.05
COLOMBIA			10.00			1,002.62
COMOROS						
CONGO						6.59
CONGO, DEM. REP.		49,125.43				1,071.93
COSTA RICA						
COTE D'IVOIRE		164.78				2,113.74
CROATIA		781.90				4.20
CUBA						1,338.34
CYPRUS		4,717.41	866.29			313.87
CZECH REPUBLIC		10.17				
DENMARK	14.98	18,225.53	1,920.37			27,218.68
DJIBOUTI		-4.60				39.92
DOMINICA						
DOMINICAN REPUBLIC						655.02
DPR KOREA						1,219.56
ECUADOR						146.97
EGYPT		2.28	1,891.43			4,471.49
EL SALVADOR						63.95
EQUATORIAL GUINEA						
ERITREA		6,344.83				332.11
ESTONIA						
ETHIOPIA		508.86				17,575.99
FIJI						
FINLAND		1,365.39				190.54
FRANCE		25,887.90	243.50			12,775.59
GABON						
GAMBIA						
GEORGIA		1,077.56				83.11
GERMANY	9.27	8,872.72	625.72	240.00		2,341.43
GHANA						67.75
GREECE		27.26				
GRENADA						
GUATEMALA		141.75				362.53
GUINEA		146.08				654.09
GUINEA-BISSAU						
GUYANA						
HAITI						70.00
HONDURAS						639.22
HUNGARY		9.50				
ICELAND						
INDIA		14,155.04	115.43			28,821.13
INDONESIA		220.85				47.09
IRAN (ISLAMIC REPUBLIC OF)		0.17				6,637.90
IRAQ		29.75				161.28
IRELAND		323.70	72.74			
ISRAEL		6,201.05	8,066.15			80.06
ITALY		27,590.16	914.55			21,794.04
JAMAICA		9.52				
JAPAN		31,796.16	764.63			26,522.23

**TOTAL PROCUREMENT OF GOODS BY AGENCY AND COUNTRY OF PROCUREMENT : 2003**

COUNTRY	AGENCY					(USD Thousand)
	UNOV	UN/PD	UNRWA	UNV	WFP	
JORDAN		5.33	8,898.41		8,596.13	
KAZAKHSTAN					9,826.94	
KENYA		1,265.35			11,036.74	
KIRIBATI						
KUWAIT		704.25	2.86		1,849.42	
KYRGYZSTAN						
LAO P.D.R.					43.38	
LATVIA						
LEBANON	1.73	6,518.42	6,780.34			
LESOTHO					1,140.25	
LIBERIA						
LIBYAN ARAB JAMAHIRIYA						
LIECHTENSTEIN						
LITHUANIA						
LUXEMBOURG						
MACEDONIA (TFYR)		4,424.57				
MADAGASCAR					1,002.52	
MALAWI					4,810.66	
MALAYSIA		329.87	1,060.35		8,176.57	
MALDIVES						
MALI					532.27	
MALTA						
MARSHALL ISLANDS						
MAURITANIA		25.00			2.48	
MAURITIUS						
MEXICO						
MICRONESIA (FED. STATES OF)		18.10				
MOLDOVA (REPUBLIC OF)		26,674.64				
MONACO						
MONGOLIA						
MOROCCO		2,668.88				
MOZAMBIQUE					3,990.57	
MYANMAR					1,072.55	
NAMIBIA					254.20	
NAURU					7,068.35	
NEPAL					407.93	
NETHERLANDS		3,751.33	5,031.66		18,897.37	
NEW ZEALAND		565.26				
NICARAGUA					368.35	
NIGER					1,101.75	
NIGERIA						
NORWAY		2,203.89			4,469.67	
OMAN		4.29			789.39	
PALAU						
PAKISTAN		387.81	1,517.15		27,466.79	
PANAMA					220.20	
PAPUA NEW GUINEA						
PARAGUAY						
PERU						
PHILIPPINES						
POLAND		194.48				
PORTUGAL			747.05			
QATAR						
REPUBLIC OF KOREA		2,198.44	8.53			
ROMANIA						
RUSSIAN FEDERATION		796.94			4,067.94	
RWANDA		53.45			1,155.76	
SAMOA						
SAN MARINO						
SAO TOME & PRINCIPE						
SAUDI ARABIA		130.38			8,469.34	
SENEGAL					1,799.97	
SEYCHELLES						
SIERRA LEONE		19,056.96			17.50	
SINGAPORE		1,160.07			5,024.91	
SLOVAKIA	5.31					
SLOVENIA		338.32				
SOLOMON ISLANDS						
SOMALIA					25.29	
SOUTH AFRICA		5,765.72			58,322.89	
SPAIN		584.44	1,033.39		4,395.43	
SRI LANKA					237.37	
ST KITTS & NEVIS						
ST. LUCIA						
ST. VINCENT & THE GRENADINES						
SUDAN		16.00			6,296.61	
SURINAME						
SWAZILAND					368.31	
SWEDEN		4,862.57	523.03		48.77	
SWITZERLAND	44.11	1,988.61	28.17	77.00	33.70	
SYRIAN ARAB REPUBLIC		1,918.41	2,272.85		18,221.33	
TAJIKISTAN		11.32			235.32	
THAILAND		35.61	134.06		10,288.10	
TIMOR-LESTE		9,935.66				
TOGO						

**TOTAL PROCUREMENT OF GOODS BY AGENCY AND COUNTRY OF PROCUREMENT : 2003**

ALL SOURCES OF FUNDING		(USD Thousand)				
COUNTRY	AGENCY					
	UNOV	UN/PD	UNRWA	UNV	WFP	
TONGA						
TRINIDAD & TOBAGO						
TUNISIA						
TURKEY		1,457.45	12,953.86		68,641.21	
TURKMENISTAN						
TUVALU						
UNITED ARAB EMIRATES		4,001.62	1,822.52		17,230.51	
UGANDA		4,142.16			27,742.92	
UKRAINE		-1.95				
UNITED KINGDOM	40.98	24,723.37	502.44		11,912.14	
UNITED REP. OF TANZANIA		15.60			12,659.14	
URUGUAY						
USA	96.80	68,208.64	1,154.33		6,201.78	
UZBEKISTAN					24.56	
VANUATU						
VENEZUELA						
VIET NAM					5,408.77	
YEMEN					1.75	
YUGOSLAVIA		2,237.74				
ZAMBIA					12,468.69	
ZIMBABWE					2,596.02	
<b>SUB-TOTAL</b>	<b>2,178.34</b>	<b>411,912.74</b>	<b>63,292.25</b>	<b>317.00</b>	<b>727,046.94</b>	
UNSPECIFIED COUNTRIES	115.73	86.78			2,727.00	
GLOBAL PROJECTS						
INTERREGIONAL PROJECTS						
ARAB COUNTRIES			17,591.00*			
AFRICAN COUNTRIES						
ASIAN COUNTRIES						
EUROPEAN COUNTRIES			28.32			
LATIN AMERICA & THE CARIBBEAN						
<b>GRAND-TOTAL</b>	<b>2,294.06</b>	<b>411,999.52</b>	<b>80,911.58</b>	<b>317.00</b>	<b>729,773.94</b>	
<b>INDUSTRIALIZED COUNTRIES:</b>	2,171.30	262,484.51	24,958.19	317.00	236,682.07	
Percentage	94.65%	63.71%	30.85%	100.00%	32.43%	
<b>DEVELOPING COUNTRIES/ ECONOMIES IN TRANSITION</b>	7.04	149,428.23	55,953.38		490,364.88	
Percentage	0.31%	36.27%	69.15%		67.19%	
<b>ARAB COUNTRIES</b>	1.73	12,181.07	37,436.88		55,699.31	
Percentage	0.08%	2.96%	46.27%		7.63%	
<b>AFRICAN COUNTRIES</b>		86608.57	1,822.52		160690.43	
Percentage		21.02%	2.25%		22.02%	
<b>ASIAN COUNTRIES</b>		21,041.41	2,835.51		133,712.56	
Percentage		5.11%	3.50%		18.32%	
<b>EUROPE &amp; CIS</b>	5.31	19,510.26	13,848.47		108,754.22	
Percentage	0.23%	4.74%	17.12%		14.90%	
<b>LATIN AMERICA &amp; THE CARIB.</b>		151.27	10.00		31,508.36	
Percentage		0.04%	0.01%		4.32%	
<b>OTHERS</b>	115.73	86.78			2,727.00	
Percentage	5.04%	0.02%			0.37%	

\* Procurement from the Palastine Authority Autonomous Area (West Bank and Gaza Strip).

**TOTAL PROCUREMENT OF GOODS BY AGENCY AND COUNTRY OF PROCUREMENT : 2003**

COUNTRY	AGENCY			(USD Thousand)	
	WHO	WIPO	WMO	TOTAL (ALL)	%
AFGHANISTAN				32,100.03	0.92%
ALBANIA				800.79	0.02%
ALGERIA				1,349.50	0.04%
ANDORRA				444.69	0.01%
ANGOLA				5,138.28	0.15%
ANTIGUA & BARBUDA		12.05		12.05	0.00%
ARGENTINA		146.92		27,290.12	0.78%
ARMENIA		14.12		1,621.23	0.05%
AUSTRALIA	133.19	65.36	25.05	14,901.97	0.43%
AUSTRIA	166.21	62.89		20,815.62	0.60%
AZERBAIJAN			10.60	5,461.87	0.16%
BAHAMAS				109.70	0.00%
BAHRAIN			6.42	1,245.32	0.04%
BANGLADESH		7.85		7,860.17	0.23%
BARBADOS			7.61	1,349.51	0.04%
BELARUS				494.15	0.01%
BELGIUM	5,250.48	1,032.80		306,555.55	8.78%
BELIZE				368.35	0.01%
BENIN				1,450.45	0.04%
BHUTAN		0.59		1,756.96	0.05%
BOLIVIA				4,193.49	0.12%
BOSNIA AND HERZEGOVINA				2,026.30	0.06%
BOTSWANA				3,760.28	0.11%
BRAZIL	55.10	516.73	55.14	40,637.53	1.16%
BRUNEI DARUSSALAM					
BULGARIA		20.37		1,192.03	0.03%
BURKINA FASO		5.48		4,660.98	0.13%
BURUNDI				3,490.97	0.10%
CAMBODIA				4,795.44	0.14%
CAMEROON		74.69		2,843.08	0.08%
CANADA	55.07	37.01		71,356.70	2.04%
CAPE VERDE				240.63	0.01%
CENTRAL AFRICAN REPUBLIC				597.06	0.02%
CHAD				1,486.81	0.04%
CHILE				3,948.80	0.11%
CHINA	2.12	220.99	17.96	51,922.90	1.49%
COLOMBIA		19.05		39,258.89	1.12%
COMOROS				199.38	0.01%
CONGO				683.56	0.02%
CONGO, DEM. REP.				53,292.50	1.53%
COSTA RICA				1,696.30	0.05%
COTE D'IVOIRE				5,266.52	0.15%
CROATIA	3.00			1,030.60	0.03%
CUBA				7,103.34	0.20%
CYPRUS	1,100.60			10,197.62	0.29%
CZECH REPUBLIC				594.51	0.02%
DENMARK	6,031.63	2.53		147,259.80	4.22%
DJIBOUTI				233.23	0.01%
DOMINICA				11.51	0.00%
DOMINICAN REPUBLIC		2.61		2,993.47	0.09%
DPR KOREA				10,666.28	0.31%
ECUADOR			33.86	1,397.95	0.04%
EGYPT	1,806.10	1.22		13,359.95	0.38%
EL SALVADOR				11,158.55	0.32%
EQUATORIAL GUINEA					
ERITREA				13,906.40	0.40%
ESTONIA				35.31	0.00%
ETHIOPIA				25,186.92	0.72%
FIJI		2.78		217.07	0.01%
FINLAND	2,123.94		647.39	16,271.23	0.47%
FRANCE	5,506.20	1,480.56	954.21	195,469.70	5.60%
GABON				130.10	0.00%
GAMBIA				364.80	0.01%
GEORGIA				1,756.71	0.05%
GERMANY	21,631.21	1,304.01	394.11	94,310.65	2.70%
GHANA		253.76		2,381.44	0.07%
GREECE	42.50			1,562.69	0.04%
GRENADA				33.98	0.00%
GUATEMALA	0.38	3.46		17,100.63	0.49%
GUINEA				2,302.35	0.07%
GUINEA-BISSAU				265.04	0.01%
GUYANA				450.96	0.01%
HAITI				2,903.28	0.08%
HONDURAS				74,686.50	2.14%
HUNGARY	16.95	132.05		1,443.87	0.04%
ICELAND				4.00	0.00%
INDIA	1,635.48	3.25		145,480.79	4.17%
INDONESIA	0.55	5.14		5,731.90	0.16%
IRAN (ISLAMIC REPUBLIC OF)				9,025.73	0.26%
IRAQ				3,937.92	0.11%
IRELAND	456.58	2.79		2,255.83	0.06%
ISRAEL	10.08	76.65		25,305.15	0.72%
ITALY	2,489.64	33.38	6.01	186,517.66	5.34%
JAMAICA				1,365.54	0.04%
JAPAN	9,909.44	1,730.72	73.36	156,788.35	4.49%

**TOTAL PROCUREMENT OF GOODS BY AGENCY AND COUNTRY OF PROCUREMENT : 2003**

COUNTRY	AGENCY			(USD Thousand)	
	WHO	WIPO	WMO	TOTAL (ALL)	%
JORDAN	3,533.85	13.46		182,447.21	5.23%
KAZAKHSTAN				10,254.23	0.29%
KENYA	37.00		35.09	37,572.99	1.08%
KIRIBATI					
KUWAIT	652.82			6,720.10	0.19%
KYRGYZSTAN				419.45	0.01%
LAO P.D.R.				1,789.02	0.05%
LATVIA				186.37	0.01%
LEBANON	48.30			21,899.43	0.63%
LESOTHO		18.78		1,446.46	0.04%
LIBERIA				535.64	0.02%
LIBYAN ARAB JAMAHIRIYA				127.09	0.00%
LIECHTENSTEIN					
LITHUANIA		20.01		78.51	0.00%
LUXEMBOURG	137.91	48.75		3,765.76	0.11%
MACEDONIA (TFYR)				5,759.09	0.16%
MADAGASCAR				2,093.38	0.06%
MALAWI				6,360.70	0.18%
MALAYSIA		12.55	89.88	11,030.94	0.32%
MALDIVES				93.55	0.00%
MALI			42.59	2,628.03	0.08%
MALTA				1,216.33	0.03%
MARSHALL ISLANDS					
MAURITANIA				831.42	0.02%
MAURITIUS				64.30	0.00%
MEXICO		13.54	38.33	37,407.13	1.07%
MICRONESIA (FED. STATES OF)					
MOLDOVA (REPUBLIC OF)		14.73		652.11	0.02%
MONACO				26,685.42	0.76%
MONGOLIA				413.84	0.01%
MOROCCO		21.24		3,541.99	0.10%
MOZAMBIQUE				6,165.91	0.18%
MYANMAR				3,433.79	0.10%
NAMIBIA		2.19		920.57	0.03%
NAURU				7,068.35	
NEPAL		12.54		2,115.54	0.06%
NETHERLANDS	16,525.55	12.29	68.51	82,904.53	2.38%
NEW ZEALAND	5.10			763.24	0.02%
NICARAGUA				4,069.76	0.12%
NIGER				2,133.71	0.06%
NIGERIA				3,694.78	0.11%
NORWAY	515.47	0.15		13,106.88	0.38%
OMAN	615.13			4,514.68	0.13%
PALAU				2,291.26	0.07%
PAKISTAN	45.68			51,986.66	1.49%
PANAMA		3.97		7,535.91	0.22%
PAPUA NEW GUINEA				153.69	0.00%
PARAGUAY				1,664.21	0.05%
PERU	2.05			4,790.93	0.14%
PHILIPPINES	75.93	2.23		3,590.85	0.10%
POLAND		2.79		697.15	0.02%
PORTUGAL	8.83	0.17		881.45	0.03%
QATAR					
REPUBLIC OF KOREA	409.14	19.01		19,492.63	0.56%
ROMANIA				866.36	0.02%
RUSSIAN FEDERATION		23.86		19,066.61	0.55%
RWANDA				2,437.38	0.07%
SAMOA			5.59	6.19	0.00%
SAN MARINO				1.01	0.00%
SAO TOME & PRINCIPE				37.96	0.00%
SAUDI ARABIA				9,045.80	0.26%
SENEGAL	37.03			4,249.10	0.12%
SEYCHELLES					
SIERRA LEONE				21,316.99	0.61%
SINGAPORE	107.45			7,281.64	0.21%
SLOVAKIA				503.75	0.01%
SLOVENIA				664.55	0.02%
SOLOMON ISLANDS				47.58	0.00%
SOMALIA				1,231.67	0.04%
SOUTH AFRICA	562.25			80,877.51	2.32%
SPAIN	63.61	17.81		29,221.23	0.84%
SRI LANKA				3,816.99	0.11%
ST KITTS & NEVIS				0.26	0.00%
ST. LUCIA		0.36		50.48	0.00%
ST. VINCENT & THE GRENADINES				6.30	0.00%
SUDAN		31.86		8,435.94	0.24%
SURINAME				416.24	0.01%
SWAZILAND		1.14		2,125.23	0.06%
SWEDEN	89.57			15,221.43	0.44%
SWITZERLAND	18,674.61	54,022.78		121,746.43	3.49%
SYRIAN ARAB REPUBLIC				25,176.58	0.72%
TAJIKISTAN				1,163.56	0.03%
THAILAND	2,007.17			23,480.86	0.67%
TIMOR-LESTE				10,290.85	0.29%
TOGO				1,316.26	0.04%

**TOTAL PROCUREMENT OF GOODS BY AGENCY AND COUNTRY OF PROCUREMENT : 2003**

COUNTRY	AGENCY			(USD Thousand)	
	WHO	WIPO	WMO	TOTAL (ALL)	%
TONGA				5,358.28	0.15%
TRINIDAD & TOBAGO				773.89	0.02%
TUNISIA	212.27			102,904.56	2.95%
TURKEY	711.31			322.46	0.01%
TURKMENISTAN					
TUVALU					
UNITED ARAB EMIRATES	253.91			29,898.93	0.86%
UGANDA				37,166.25	1.06%
UKRAINE		13.17		960.20	0.03%
UNITED KINGDOM	10,052.93	2,259.07		115,774.45	3.32%
UNITED REP. OF TANZANIA	193.05			18,682.68	0.54%
URUGUAY		8.18		3,264.72	0.09%
USA	3,528.73	1,547.55	1,561.29	215,184.05	6.16%
UZBEKISTAN		2.63		446.13	0.01%
VANUATU				2.23	0.00%
VENEZUELA				13,732.75	0.39%
VIET NAM				7,486.95	0.21%
YEMEN				4,308.37	0.12%
YUGOSLAVIA				3,670.59	0.11%
ZAMBIA			12.24	16,920.70	0.48%
ZIMBABWE				5,910.34	0.17%
<b>SUB-TOTAL</b>	<b>117,533.07</b>	<b>65,418.63</b>	<b>4,085.24</b>	<b>3,484,743.97</b>	<b>99.83%</b>
UNSPECIFIED COUNTRIES		614.09		5,808.36	0.17%
GLOBAL PROJECTS					
INTERREGIONAL PROJECTS					
ARAB COUNTRIES					
AFRICAN COUNTRIES					
ASIAN COUNTRIES				27.39	0.00
EUROPEAN COUNTRIES				36.98	0.00
LATIN AMERICA & THE CARIBBEAN					
<b>GRAND-TOTAL</b>	<b>117,533.07</b>	<b>66,032.72</b>	<b>4,085.24</b>	<b>3,490,616.70</b>	<b>100.00%</b>
<b>INDUSTRIALIZED COUNTRIES:</b>	<b>103,408.46</b>	<b>63,761.13</b>	<b>3,729.93</b>	<b>1,884,142.10</b>	<b>53.98%</b>
Percentage	87.98%	96.56%	91.30%	53.98%	
<b>DEVELOPING COUNTRIES/ ECONOMIES IN TRANSITION</b>	<b>14,124.61</b>	<b>1,657.50</b>	<b>355.32</b>	<b>1,600,666.24</b>	<b>45.86%</b>
Percentage	12.02%	2.51%	8.70%	45.86%	
<b>ARAB COUNTRIES</b>	<b>6,868.47</b>	<b>80.97</b>	<b>6.42</b>	<b>298,334.59</b>	<b>9.65%</b>
Percentage	5.84%	0.12%	0.16%	8.55%	
<b>AFRICAN COUNTRIES</b>	<b>1,083.24</b>	<b>356.04</b>	<b>89.93</b>	<b>375,868.51</b>	<b>11.26%</b>
Percentage	0.92%	0.54%	2.20%	10.77%	
<b>ASIAN COUNTRIES</b>	<b>4,283.51</b>	<b>286.94</b>	<b>113.43</b>	<b>406,141.47</b>	<b>11.43%</b>
Percentage	3.64%	0.43%	2.78%	11.64%	
<b>EUROPE &amp; CIS</b>	<b>1,831.86</b>	<b>206.71</b>	<b>10.60</b>	<b>193,663.41</b>	<b>4.51%</b>
Percentage	1.56%	0.31%	0.26%	5.55%	
<b>LATIN AMERICA &amp; THE CARIB.</b>	<b>57.53</b>	<b>726.86</b>	<b>134.94</b>	<b>316,367.40</b>	<b>9.06%</b>
Percentage	0.05%	1.10%	3.30%	9.06%	
<b>OTHERS</b>		<b>614.09</b>		<b>5,808.36</b>	<b>0.17%</b>
Percentage		0.93%		0.17%	

**PROCUREMENT OF SERVICES BY CONTRACTOR'S COUNTRY OF HEAD OFFICE  
AND SOURCE OF FUNDS: 2003**

ALL SOURCES OF FUNDING			(USD Thousand)	
COUNTRY	SOURCE OF FUNDING UNDP	AP	TOTAL	(%)
AFGHANISTAN	2,326.67	8,100.30	10,426.97	0.66%
ALBANIA	2,388.87	54.04	2,442.90	0.15%
ALGERIA	422.04	110.53	532.56	0.03%
ANDORRA				
ANGOLA	54.63	14,117.26	14,171.88	0.90%
ANTIGUA & BARBUDA		70.20	70.20	0.00%
ARGENTINA	3,407.42	284.96	3,692.38	0.23%
ARMENIA	103.97	177.84	281.81	0.02%
AUSTRALIA	13.30	6,339.44	6,352.74	0.40%
AUSTRIA	3.97	12,110.60	12,114.57	0.77%
AZERBAIJAN	911.87	107.73	1,019.60	0.06%
BAHAMAS				
BAHRAIN	151.47	20.00	171.47	0.01%
BANGLADESH	354.35	4,455.38	4,809.73	0.31%
BARBADOS	214.68	129.28	343.96	0.02%
BELARUS	169.67	20.42	190.09	0.01%
BELGIUM	28.27	2,315.79	2,344.06	0.15%
BELIZE				
BENIN	912.94	38.56	951.50	0.06%
BHUTAN	52.24	27.00	79.24	0.01%
BOLIVIA	33,418.33	80.23	33,498.56	2.13%
BOSNIA AND HERZEGOVINA	1,219.70	97.81	1,317.52	0.08%
BOTSWANA	180.00	166.00	346.00	0.02%
BRAZIL	39,876.40	8,082.98	47,959.38	3.04%
BRUNEI DARUSSALAM				
BULGARIA	17,769.14	155.76	17,924.90	1.14%
BURKINA FASO		72.99	72.99	0.00%
BURUNDI	148.57	1,327.54	1,476.12	0.09%
CAMBODIA	118.63	3,685.36	3,803.98	0.24%
CAMEROON	290.99	5,577.84	5,868.83	0.37%
CANADA	516.40	17,501.10	18,017.50	1.14%
CAPE VERDE	152.44		152.44	0.01%
CENTRAL AFRICAN REPUBLIC	404.35	68.26	472.62	0.03%
CHAD	19.38	345.00	364.38	0.02%
CHILE	2,347.40	2,440.94	4,788.34	0.30%
CHINA	867.00	16,647.63	17,514.63	1.11%
COLOMBIA	18,999.85	2,217.32	21,217.18	1.35%
COMOROS	24.00	56.00	80.00	0.01%
CONGO		85.64	85.64	0.01%
CONGO, DEM. REP.		10,678.31	10,678.31	0.68%
COSTA RICA		185.00	185.00	0.01%
COTE D'IVOIRE	286.51	320.59	607.10	0.04%
CROATIA		124.16	124.16	0.01%
CUBA	1,724.64	181.39	1,906.03	0.12%
CYPRUS		4,400.38	4,400.38	0.28%
CZECH REPUBLIC	24.88	670.80	695.68	0.04%
DENMARK	3,981.59	12,301.96	16,283.56	1.03%
DJIBOUTI		321.76	321.76	0.02%
DOMINICA				
DOMINICAN REPUBLIC		417.63	417.63	0.03%
DPR KOREA	105.78	364.36	470.14	0.03%
ECUADOR	1,095.63	38.00	1,133.63	0.07%
EGYPT	1,856.75	14,854.71	16,711.47	1.06%
EL SALVADOR	487.71	677.55	1,165.26	0.07%
EQUATORIAL GUINEA				
ERITREA	86.00	5,515.45	5,601.45	0.36%
ESTONIA	18.45	4,388.25	4,406.70	0.28%
ETHIOPIA	2,299.63	5,445.00	7,744.63	0.49%
FIJI	7.50	133.18	140.68	0.01%
FINLAND		1,760.47	1,760.47	0.11%
FRANCE	235.36	11,581.34	11,816.69	0.75%
GABON	30.46	287.00	317.46	0.02%
GAMBIA				
GEORGIA	370.09	1,600.75	1,970.84	0.13%
GERMANY	3,749.04	11,835.61	15,584.65	0.99%
GHANA		133.37	133.37	0.01%
GREECE		20.22	20.22	0.00%
GRENADA				
GUATEMALA	4,552.89	2,157.75	6,710.64	0.43%
GUINEA	188.11	432.14	620.25	0.04%
GUINEA-BISSAU	250.58		250.58	0.02%
GUYANA	120.29	5.00	125.29	0.01%
HAITI	2,292.15	36.50	2,328.65	0.15%
HONDURAS	43,672.25	401.00	44,073.25	2.80%
HUNGARY	39.68	179.20	218.88	0.01%
ICELAND				
INDIA	7,367.07	6,077.31	13,444.38	0.85%
INDONESIA	10,169.74	598.37	10,768.11	0.68%
IRAN (ISLAMIC REPUBLIC OF)	482.32	155.42	637.74	0.04%
IRAQ	3,343.82	19,485.22	22,829.04	1.45%
IRELAND		22,413.60	22,413.60	1.42%
ISRAEL		3,507.97	3,507.97	0.22%
ITALY	117.51	42,381.83	42,499.33	2.70%
JAMAICA	139.84	209.34	349.18	0.02%
JAPAN		563.61	563.61	0.04%

**PROCUREMENT OF SERVICES BY CONTRACTOR'S COUNTRY OF HEAD OFFICE  
AND SOURCE OF FUNDS: 2003**

ALL SOURCES OF FUNDING			(USD Thousand)	
COUNTRY	SOURCE OF FUNDING UNDP	AP	TOTAL	(%)
JORDAN	78.30	8,235.34	8,313.63	0.53%
KAZAKHSTAN	420.65	53.18	473.83	0.03%
KENYA	1,707.73	17,869.18	19,576.90	1.24%
KIRIBATI				
KUWAIT		533.49	533.49	0.03%
KYRGYZSTAN	172.77	184.83	357.60	0.02%
LAO P.D.R.	120.00	360.25	480.25	0.03%
LATVIA	753.27	5.93	759.20	0.05%
LEBANON	565.01	9,532.44	10,097.45	0.64%
LESOTHO	249.85	216.18	466.04	0.03%
LIBERIA		16.00	16.00	0.00%
LIBYAN ARAB JAMAHIRIYA		308.00	308.00	0.02%
LIECHTENSTEIN				
LITHUANIA	245.57	45.00	290.57	0.02%
LUXEMBOURG		34.47	34.47	0.00%
MACEDONIA (TFYR)	810.30	196.62	1,006.92	0.06%
MADAGASCAR	1,287.79	3,334.96	4,622.75	0.29%
MALAWI	242.56	1,531.36	1,773.92	0.11%
MALAYSIA	543.43	218.10	761.53	0.05%
MALDIVES				
MALI	268.25	181.51	449.76	0.03%
MALTA	55.04	1.10	56.14	0.00%
MARSHALL ISLANDS				
MAURITANIA		103.00	103.00	0.01%
MAURITIUS		24.00	24.00	0.00%
MEXICO	393.03	5,466.65	5,859.68	0.37%
MICRONESIA (FED. STATES OF)				
MOLDOVA (REPUBLIC OF)	246.80	4,669.42	4,916.22	0.31%
MONACO		5,591.89	5,591.89	0.35%
MONGOLIA	390.46	1,023.39	1,413.85	0.09%
MOROCCO	114.74	1,712.55	1,827.29	0.12%
MOZAMBIQUE	180.53	4,159.22	4,339.75	0.28%
MYANMAR	139.82	35.00	174.82	0.01%
NAMIBIA	92.00		92.00	0.01%
NAURU				
NEPAL	5,076.73	2,059.80	7,136.53	0.45%
NETHERLANDS	36.72	5,302.01	5,338.74	0.34%
NEW ZEALAND		443.79	443.79	0.03%
NICARAGUA	2,420.27	1,569.01	3,989.28	0.25%
NIGER	628.22	15.47	643.69	0.04%
NIGERIA		2,461.27	2,461.27	0.16%
NORWAY	35.00	1,255.61	1,290.61	0.08%
OMAN		20.00	20.00	0.00%
PALAU				
PAKISTAN	3,846.51	4,476.79	8,323.30	0.53%
PANAMA	51,338.79	532.50	51,871.29	3.29%
PAPUA NEW GUINEA		80.00	80.00	0.01%
PARAGUAY	2,274.15	5.00	2,279.15	0.14%
PERU	21,727.34	6,887.39	28,614.73	1.82%
PHILIPPINES	1,464.45	54.76	1,519.20	0.10%
POLAND	266.87	9.66	276.53	0.02%
PORTUGAL	4.31	139.67	143.98	0.01%
QATAR		12.00	12.00	0.00%
REPUBLIC OF KOREA	112.65	83.67	196.32	0.01%
ROMANIA	373.06	272.73	645.78	0.04%
RUSSIAN FEDERATION	8,914.42	90,206.50	99,120.92	6.29%
RWANDA	7.26	476.52	483.78	0.03%
SAMOA				
SAN MARINO				
SAO TOME & PRINCIPE		265.00	265.00	0.02%
SAUDI ARABIA	260.70	5.08	265.77	0.02%
SENEGAL	17.00	778.02	795.02	0.05%
SEYCHELLES		272.00	272.00	0.02%
SIERRA LEONE	597.08	3,736.37	4,333.46	0.27%
SINGAPORE		1,012.30	1,012.30	0.06%
SLOVAKIA	526.65	482.32	1,008.97	0.06%
SLOVENIA	205.81	73.62	279.43	0.02%
SOLOMON ISLANDS				
SOMALIA	1,146.04	98.28	1,244.32	0.08%
SOUTH AFRICA	1,725.69	26,932.91	28,658.60	1.82%
SPAIN	348.30	280.83	629.13	0.04%
SRI LANKA	452.29	59.23	511.52	0.03%
ST KITTS & NEVIS				
ST. LUCIA				
ST. VINCENT & THE GRENADINES				
SUDAN		869.32	869.32	0.06%
SURINAME				
SWAZILAND	198.26	75.80	274.06	0.02%
SWEDEN		8,632.86	8,632.86	0.55%
SWITZERLAND	158.21	54,316.25	54,474.46	3.46%
SYRIAN ARAB REPUBLIC	1,807.88	5,790.34	7,598.22	0.48%
TAJIKISTAN	378.46	2,574.40	2,952.86	0.19%
THAILAND	203.07	5,639.57	5,842.64	0.37%
TIMOR-LESTE		3,371.87	3,371.87	0.21%
TOGO	14.00	69.92	83.92	0.01%



**PROCUREMENT OF SERVICES BY CONTRACTOR'S COUNTRY OF HEAD OFFICE  
AND SOURCE OF FUNDS: 2003**

ALL SOURCES OF FUNDING			(USD Thousand)	
COUNTRY	SOURCE OF FUNDING		TOTAL	(%)
	UNDP	AP		
TONGA				
TRINIDAD & TOBAGO		263.01	263.01	0.02%
TUNISIA	375.95	2,282.46	2,658.41	0.17%
TURKEY	124.69	1,132.30	1,257.00	0.08%
TURKMENISTAN	149.93	37.42	187.35	0.01%
TUVALU				
UNITED ARAB EMIRATES	1,680.00	2,326.35	4,006.35	0.25%
UGANDA	2,517.53	2,439.04	4,956.57	0.31%
UKRAINE	91.62	17,441.04	17,532.66	1.11%
UNITED KINGDOM	1,481.56	49,104.04	50,585.60	3.21%
UNITED REP. OF TANZANIA	1,210.13	4,078.52	5,288.65	0.34%
URUGUAY	505.33	2.00	507.33	0.03%
USA	33,129.86	160,337.23	193,467.09	12.28%
UZBEKISTAN	936.41	47.02	983.43	0.06%
VANUATU				
VENEZUELA	1,756.33	504.00	2,260.33	0.14%
VIET NAM	813.70	614.06	1,427.76	0.09%
YEMEN	649.52	172.87	822.39	0.05%
YUGOSLAVIA	888.65	3,783.45	4,672.10	0.30%
ZAMBIA	138.81	297.29	436.11	0.03%
ZIMBABWE		147.45	147.45	0.01%
<b>SUB-TOTAL</b>	<b>379,059.26</b>	<b>836,282.28</b>	<b>1,215,341.53</b>	<b>77.11%</b>
UNSPECIFIED COUNTRIES	1,909.37	326,112.76	328,022.13	20.81%
GLOBAL PROJECTS				
INTERREGIONAL PROJECTS		2,090.66	2,090.66	0.13%
ARAB COUNTRIES		26,142.27	26,142.27	1.66%
AFRICAN COUNTRIES		1,556.35	1,556.35	0.10%
ASIAN COUNTRIES		995.81	995.81	0.06%
EUROPEAN COUNTRIES		61.50	61.50	0.00%
LATIN AMERICA AND THE CARIBB		1,871.11	1,871.11	0.12%
<b>GRAND-TOTAL</b>	<b>380,968.63</b>	<b>1,195,112.74</b>	<b>1,576,081.37</b>	<b>100.00%</b>
<b>INDUSTRIALIZED COUNTRIES:</b>	<b>52,753.81</b>	<b>520,278.69</b>	<b>573,032.50</b>	
Percentage	13.85%	43.53%	36.36%	
<b>DEVELOPING COUNTRIES/ ECONOMIES IN TRANSITION</b>	<b>326,305.45</b>	<b>346,630.64</b>	<b>672,936.09</b>	
Percentage	85.65%	29.00%	42.70%	
<b>ARAB STATES</b>	<b>11,346.15</b>	<b>108,103.11</b>	<b>119,449.26</b>	
Percentage	2.98%	9.05%	7.58%	
<b>AFRICA</b>	<b>15,573.74</b>	<b>115,591.63</b>	<b>131,165.37</b>	
Percentage	4.09%	9.67%	8.32%	
<b>ASIA &amp; PACIFIC</b>	<b>34,532.07</b>	<b>56,801.61</b>	<b>91,333.68</b>	
Percentage	9.06%	4.75%	5.79%	
<b>EUROPE &amp; CIS</b>	<b>32,088.75</b>	<b>28,046.67</b>	<b>60,135.42</b>	
Percentage	8.42%	2.35%	3.82%	
<b>LATIN AMERICA &amp; THE CARIBBEA</b>	<b>232,764.73</b>	<b>34,715.75</b>	<b>267,480.48</b>	
Percentage	61.10%	2.90%	16.97%	
<b>OTHERS</b>	<b>1,909.37</b>	<b>328,203.42</b>	<b>330,112.79</b>	
Percentage	0.50%	27.46%	20.95%	

TOTAL PROCUREMENT OF SERVICES BY AGENCY AND COUNTRY OF PROCUREMENT 2003

ALL SOURCES OF FUNDING

COUNTRY	AGENCY UNDP/ NEX	UNDP/ DEX	ESCAP	ESCWA
AFGHANISTAN		2,326.67		
ALBANIA	54.31	2,334.56		
ALGERIA	365.05	56.99		
ANDORRA				
ANGOLA		54.63		
ANTIGUA & BARBUDA				
ARGENTINA	566.68	2,840.74		
ARMENIA	103.97			
AUSTRALIA				
AUSTRIA		0.97		
AZERBAIJAN	892.92	18.95		
BAHAMAS				
BAHRAIN	151.47			
BANGLADESH	354.35			
BARBADOS	214.68			
BELARUS	169.67			
BELGIUM		28.27		
BELIZE				
BENIN	726.27	95.96		
BHUTAN	52.24			
BOLIVIA	33,418.33			
BOSNIA AND HERZEGOVINA	57.20	1,162.51		
BOTSWANA		180.00		
BRAZIL	39,769.95	17.70		
BRUNEI DARUSSALAM				
BULGARIA	17,491.59	266.40		
BURKINA FASO				
BURUNDI	11.00	137.57		
CAMBODIA	118.63			
CAMEROON	152.89			
CANADA		69.68		
CAPE VERDE	152.44			
CENTRAL AFRICAN REPUBLIC	402.73	1.63		
CHAD	15.63	3.75		
CHILE	2,310.99	20.41		
CHINA	855.00			
COLOMBIA	18,985.35			
COMOROS	24.00			
CONGO				
CONGO, DEM. REP.				
COSTA RICA				
COTE D'IVOIRE	286.51			
CROATIA				
CUBA	1,724.64			
CYPRUS				
CZECH REPUBLIC	2.74	1.14		
DENMARK		117.16		
DJIBOUTI				
DOMINICA				
DOMINICAN REPUBLIC				
DPR KOREA	105.78			
ECUADOR	1,061.63	24.00		
EGYPT	1,719.52			117.08
EL SALVADOR	112.21	375.50		
EQUATORIAL GUINEA				
ERITREA	75.00			
ESTONIA		18.45		
ETHIOPIA	1,125.12	174.51		
FIJI				
FINLAND				
FRANCE		35.66		
GABON	30.46			
GAMBIA				
GEORGIA	283.75	86.34		
GERMANY		3,480.92		
GHANA				
GREECE				
GRENADA				
GUATEMALA	4,467.03	85.86		
GUINEA	188.11			
GUINEA-BISSAU				
GUYANA		120.29		
HAITI	108.69	2,183.45		
HONDURAS	43,508.53	163.72		
HUNGARY	39.68			
ICELAND				
INDIA	6,750.77	445.30		
INDONESIA	7,662.84	2,506.90		
IRAN (ISLAMIC REPUBLIC OF)	450.15	32.17		
IRAQ		3,343.82		
IRELAND				
ISRAEL				
ITALY		36.51		
JAMAICA	8.12	131.72		
JAPAN				

**TOTAL PROCUREMENT OF SERVICES BY AGENCY AND COUNTRY OF PROCUREMENT 2003**

**ALL SOURCES OF FUNDING**

COUNTRY	AGENCY UNDP/ NEX	UNDP/ DEX	ESCAP	ESCWA
JORDAN	8.80			
KAZAKHSTAN	420.65			
KENYA	1,618.33	89.40		
KIRIBATI				
KUWAIT				
KYRGYZSTAN	172.77			
LAO P.D.R.	120.00			
LATVIA	753.27			
LEBANON	384.95			975.21
LESOTHO	249.85			
LIBERIA				
LIBYAN ARAB JAMAHIRIYA				
LIECHTENSTEIN				
LITHUANIA	245.57			
LUXEMBOURG				
MACEDONIA (TFYR)	782.72	27.58		
MADAGASCAR	1,162.10	125.69		
MALAWI	242.56			
MALAYSIA	308.43	85.00		
MALDIVES				
MALI	268.25			
MALTA	55.04			
MARSHALL ISLANDS				
MAURITANIA				
MAURITIUS				
MEXICO	393.03			
MICRONESIA (FED. STATES OF)				
MOLDOVA (REPUBLIC OF)	246.80			
MONACO				
MONGOLIA	390.46			
MOROCCO	97.28	17.47		
MOZAMBIQUE				
MYANMAR		139.82		
NAMIBIA	92.00			
NAURU				
NEPAL	3,987.21	1,089.51		
NETHERLANDS		36.72		
NEW ZEALAND				
NICARAGUA	2,000.34	419.93		
NIGER	621.59			
NIGERIA				
NORWAY				
OMAN				
PALAU				
PAKISTAN	3,766.00	80.51		
PANAMA	51,338.79			
PAPUA NEW GUINEA				
PARAGUAY	2,155.27	118.88		
PERU	21,466.02	261.32		
PHILIPPINES	1,464.45			
POLAND	265.90	0.97		
PORTUGAL		4.31		
QATAR				12.00
REPUBLIC OF KOREA	112.65			
ROMANIA	373.06			
RUSSIAN FEDERATION	8,914.42			
RWANDA		0.26		
SAMOA				
SAN MARINO				
SAO TOME & PRINCIPE				
SAUDI ARABIA	210.70	50.00		
SENEGAL				
SEYCHELLES				
SIERRA LEONE		597.08		
SINGAPORE				
SLOVAKIA	436.05	0.83		
SLOVENIA	205.81			
SOLOMON ISLANDS				
SOMALIA		1,146.04		
SOUTH AFRICA		131.97		
SPAIN				
SRI LANKA	297.57	148.73		
ST KITTS & NEVIS				
ST. LUCIA				
ST. VINCENT & THE GRENADINES				
SUDAN				
SURINAME				
SWAZILAND	173.36	24.89		
SWEDEN				
SWITZERLAND		112.18		
SYRIAN ARAB REPUBLIC	1,807.88			
TAJIKISTAN	251.12	127.34		
THAILAND	163.18	30.07	3,096.52	
TIMOR-LESTE				
TOGO				

**TOTAL PROCUREMENT OF SERVICES BY AGENCY AND COUNTRY OF PROCUREMENT 2003**

**ALL SOURCES OF FUNDING**

COUNTRY	AGENCY UNDP/ NEX	UNDP/ DEX	ESCAP	ESCWA
TONGA				
TRINIDAD & TOBAGO				
TUNISIA	368.93			
TURKEY	56.77	67.92		
TURKMENISTAN	149.93			
TUVALU				
UNITED ARAB EMIRATES	1,500.00			
UGANDA	2,470.72	46.81		
UKRAINE	77.62			
UNITED KINGDOM		28.48	27.50	
UNITED REP. OF TANZANIA	1,210.13			
URUGUAY	505.33			
USA		427.89	0.11	
UZBEKISTAN	848.86	87.55		
VANUATU				
VENEZUELA	1,658.19	98.14		
VIET NAM	813.70			
YEMEN	649.52			
YUGOSLAVIA		888.65		
ZAMBIA	131.14			
ZIMBABWE				
<b>SUB-TOTAL</b>	<b>305,593.64</b>	<b>29,492.72</b>	<b>3,124.13</b>	<b>1,104.29</b>
UNSPECIFIED COUNTRIES		1,909.37		
GLOBAL PROJECTS				
INTERREGIONAL PROJECTS				
ARAB COUNTRIES				
AFRICAN COUNTRIES				
ASIAN COUNTRIES				
EUROPEAN COUNTRIES				
LATIN AMERICA AND THE CARIBBEAN				
<b>GRAND-TOTAL</b>	<b>305,593.64</b>	<b>31,402.09</b>	<b>3,124.13</b>	<b>1,104.29</b>
<b>INDUSTRIALIZED COUNTRIES:</b>	8,914.42	4,378.73	27.61	
Percentage	2.92%	13.94%	0.88%	
<b>DEVELOPING COUNTRIES/ ECONOMIES IN TRANSITION:</b>	296,679.22	25,113.98	3,096.52	1,104.29
Percentage	97.08%	79.98%	99.12%	100.00%
<b>ARAB STATES</b>	6,291.85	4,646.48		1,104.29
Percentage	2.06%	14.80%		100.00%
<b>AFRICA</b>	10,459.45	1,617.35		
Percentage	3.42%	5.15%		
<b>ASIA &amp; PACIFIC</b>	27,323.26	6,852.50	3,096.52	
Percentage	8.94%	21.82%	99.12%	
<b>EUROPE &amp; CIS</b>	26,830.85	5,135.98		
Percentage	8.78%	16.36%		
<b>LATIN AMERICA &amp; THE CARIBBEAN</b>	225,773.81	6,861.67		
Percentage	73.88%	21.85%		
<b>Others</b>		1,909.37		
Percentage		6.08%		

TOTAL PROCUREMENT OF SERVICES BY AGENCY AND COUNTRY OF PROCUREMENT 2003

ALL SOURCES OF FUNDING		(USD Thousand)			
COUNTRY	AGENCY				
	ECLAC	FAO	IAEA	IAPSO	ILO
AFGHANISTAN		554.10			
ALBANIA					
ALGERIA			9.83		
ANDORRA					
ANGOLA					
ANTIGUA & BARBUDA					
ARGENTINA			29.71		
ARMENIA					
AUSTRALIA		10.00	50.29		
AUSTRIA		272.85	7,284.63		
AZERBAIJAN					
BAHAMAS					
BAHRAIN					
BANGLADESH			3.50		849.68
BARBADOS					
BELARUS					
BELGIUM		1,390.70	84.63		
BELIZE					
BENIN					38.56
BHUTAN		27.00			
BOLIVIA	1.73				
BOSNIA AND HERZEGOVINA					
BOTSWANA					
BRAZIL			126.00		185.50
BRUNEI DARUSSALAM					
BULGARIA			4.45		
BURKINA FASO					
BURUNDI		42.35			
CAMBODIA					117.14
CAMEROON					
CANADA		269.95	92.54		
CAPE VERDE					
CENTRAL AFRICAN REPUBLIC					
CHAD					
CHILE	2,380.90		17.13		
CHINA		11.10	30.75		
COLOMBIA	22.23				72.00
COMOROS					
CONGO		62.08			
CONGO, DEM. REP.		262.85			
COSTA RICA	2.35		14.00		98.75
COTE D'IVOIRE					
CROATIA			20.64		
CUBA			13.39		
CYPRUS					
CZECH REPUBLIC		0.29	121.65		
DENMARK			0.95	8,482.41	
DJIBOUTI					
DOMINICA					
DOMINICAN REPUBLIC					359.63
DPR KOREA					
ECUADOR					
EGYPT		327.67	20.50		
EL SALVADOR					353.18
EQUATORIAL GUINEA					
ERITREA		340.85			
ESTONIA					
ETHIOPIA			1.93		
FIJI					
FINLAND		1,371.96	41.93		
FRANCE		7.53	823.08		
GABON					
GAMBIA					
GEORGIA					
GERMANY		26.47	716.79		
GHANA		0.08			60.20
GREECE					
GRENADA					
GUATEMALA	4.11		24.70		38.59
GUINEA					
GUINEA-BISSAU					
GUYANA					
HAITI					36.50
HONDURAS					
HUNGARY			7.50		
ICELAND					
INDIA		16.97	357.58		569.92
INDONESIA			3.23		119.31
IRAN (ISLAMIC REPUBLIC OF)					
IRAQ					
IRELAND					
ISRAEL					
ITALY		15,308.72	615.19		
JAMAICA			1.72		35.78
JAPAN			138.77		

TOTAL PROCUREMENT OF SERVICES BY AGENCY AND COUNTRY OF PROCUREMENT 2003

COUNTRY	AGENCY				
	ECLAC	FAO	IAEA	IAPSO	ILO
JORDAN		700.00			
KAZAKHSTAN					
KENYA					111.08
KIRIBATI					
KUWAIT					
KYRGYZSTAN			4.63		
LAO P.D.R.		326.83			
LATVIA			5.93		
LEBANON					
LESOTHO					216.18
LIBERIA					
LIBYAN ARAB JAMAHIRIYA					
LIECHTENSTEIN					
LITHUANIA			1.00		
LUXEMBOURG			32.43		
MACEDONIA (TFYR)		14.40			
MADAGASCAR					3,269.96
MALAWI					
MALAYSIA					
MALDIVES					
MALI			4.00		33.51
MALTA					
MARSHALL ISLANDS					
MAURITANIA					
MAURITIUS					
MEXICO	78.98		39.00		109.81
MICRONESIA (FED. STATES OF)					
MOLDOVA (REPUBLIC OF)			28.00		
MONACO			8.19		
MONGOLIA					512.39
MOROCCO			5.39		
MOZAMBIQUE					
MYANMAR					
NAMIBIA					
NAURU					
NEPAL					1,086.17
NETHERLANDS		55.00	159.16		
NEW ZEALAND					
NICARAGUA					330.06
NIGER					
NIGERIA		906.00			
NORWAY					
OMAN					
PALAU					
PAKISTAN		66.89	16.00		2,225.49
PANAMA					
PAPUA NEW GUINEA					
PARAGUAY					
PERU			34.20		
PHILIPPINES			11.96		
POLAND			9.66		
PORTUGAL					
QATAR					
REPUBLIC OF KOREA			66.62		
ROMANIA					
RUSSIAN FEDERATION			323.85		
RWANDA					
SAMOA					
SAN MARINO					
SAO TOME & PRINCIPE					
SAUDI ARABIA					
SENEGAL					
SEYCHELLES					
SIERRA LEONE					
SINGAPORE			40.00		
SLOVAKIA			8.70		
SLOVENIA			11.00		
SOLOMON ISLANDS					
SOMALIA					88.68
SOUTH AFRICA			32.94		133.41
SPAIN	9.45	14.97	23.70		
SRI LANKA					43.00
ST KITTS & NEVIS					
ST. LUCIA					
ST. VINCENT & THE GRENADINES					
SUDAN					
SURINAME					
SWAZILAND					
SWEDEN			4.40		
SWITZERLAND		115.52	178.45		
SYRIAN ARAB REPUBLIC		355.89	33.60		
TAJIKISTAN		8.40			
THAILAND					
TIMOR-LESTE					
TOGO					47.92

**TOTAL PROCUREMENT OF SERVICES BY AGENCY AND COUNTRY OF PROCUREMENT 2003**

ALL SOURCES OF FUNDING		(USD Thousand)				
COUNTRY	AGENCY					
	ECLAC	FAO	IAEA	IAPSO	ILO	
TONGA						
TRINIDAD & TOBAGO	263.01					
TUNISIA		46.53				
TURKEY		455.00				
TURKMENISTAN						
TUVALU						
UNITED ARAB EMIRATES		5.95			148.71	
UGANDA						
UKRAINE			110.29			
UNITED KINGDOM	1.71	654.31	673.98			
UNITED REP. OF TANZANIA					1,571.10	
URUGUAY						
USA	244.73	940.80	3,052.75			
UZBEKISTAN						
VANUATU						
VENEZUELA						
VIET NAM					150.32	
YEMEN					85.80	
YUGOSLAVIA			61.70			
ZAMBIA						
ZIMBABWE					141.20	
<b>SUB-TOTAL</b>	<b>3,009.20</b>	<b>24,970.00</b>	<b>15,638.54</b>	<b>8,482.41</b>	<b>13,239.51</b>	
UNSPECIFIED COUNTRIES		73,466.67				
GLOBAL PROJECTS						
INTERREGIONAL PROJECTS					2,090.66	
ARAB COUNTRIES						
AFRICAN COUNTRIES					1,556.35	
ASIAN COUNTRIES					995.81	
EUROPEAN COUNTRIES					61.50	
LATIN AMERICA AND THE CARIBBEAN					1,871.11	
<b>GRAND-TOTAL</b>	<b>3,009.20</b>	<b>98,436.67</b>	<b>15,638.54</b>	<b>8,482.41</b>	<b>19,814.94</b>	
<b>INDUSTRIALIZED COUNTRIES:</b>	255.89	20,438.78	14,305.70	8,482.41		
Percentage	8.50%	20.76%	91.48%	100.00%		
<b>DEVELOPING COUNTRIES/ ECONOMIES IN TRANSITION:</b>	2,753.31	4,531.21	1,332.84		17,724.29	
Percentage	91.50%	4.60%	8.52%		89.45%	
<b>ARAB STATES</b>		1,430.09	179.61		174.48	
Percentage		1.45%	1.15%		0.88%	
<b>AFRICA</b>		1,620.16	38.87		7,179.47	
Percentage		1.65%	0.25%		36.23%	
<b>ASIA &amp; PACIFIC</b>		1,002.88	529.64		6,669.22	
Percentage		1.02%	3.39%		33.66%	
<b>EUROPE &amp; CIS</b>		478.09	284.87		210.21	
Percentage		0.49%	1.82%		1.06%	
<b>LATIN AMERICA &amp; THE CARIBBEAN</b>	2,753.31		299.85		3,490.90	
Percentage	91.50%		1.92%		17.62%	
<b>Others</b>		73,466.67			2,090.66	
Percentage		74.63%			10.55%	

**TOTAL PROCUREMENT OF SERVICES BY AGENCY AND COUNTRY OF PROCUREMENT 2003**

**ALL SOURCES OF FUNDING**

(USD Thousand)

COUNTRY	ITU	UNCTAD	UNDP/ HQ	UNESCO	UNFPA	UNHCR
AFGHANISTAN						
ALBANIA					4.00	
ALGERIA		15.00			15.00	
ANDORRA						
ANGOLA					106.00	
ANTIGUA & BARBUDA						
ARGENTINA						
ARMENIA					86.00	
AUSTRALIA	3.34				41.00	
AUSTRIA						
AZERBAIJAN					88.00	
BAHAMAS						
BAHRAIN						
BANGLADESH		20.00			1,135.00	
BARBADOS						
BELARUS					18.00	
BELGIUM					9.00	124.20
BELIZE						
BENIN						
BHUTAN						
BOLIVIA		12.50			66.00	
BOSNIA AND HERZEGOVINA						
BOTSWANA					166.00	
BRAZIL	6,660.01	19.00			54.00	
BRUNEI DARUSSALAM						
BULGARIA					99.00	
BURKINA FASO						
BURUNDI					43.00	
CAMBODIA		9.20			59.00	
CAMEROON		10.00				
CANADA	8.60				82.00	6,781.70
CAPE VERDE						
CENTRAL AFRICAN REPUBLIC						
CHAD						
CHILE		23.30				
CHINA	19.00				1.00	
COLOMBIA	2,049.90	55.00				
COMOROS					56.00	
CONGO		6.00				
CONGO, DEM. REP.					174.00	
COSTA RICA		6.90			23.00	
COTE D'IVOIRE					8.00	
CROATIA						
CUBA					103.00	
CYPRUS						
CZECH REPUBLIC						
DENMARK					97.00	1,811.53
DJIBOUTI					5.00	
DOMINICA						
DOMINICAN REPUBLIC					58.00	
DPR KOREA						
ECUADOR					33.00	
EGYPT		17.80			141.00	
EL SALVADOR					276.00	
EQUATORIAL GUINEA						
ERITREA						
ESTONIA						
ETHIOPIA		3.50			1.00	
FIJI					57.00	
FINLAND	140.42					
FRANCE				188.74	70.00	227.40
GABON						
GAMBIA						
GEORGIA					9.00	
GERMANY					2.00	34.30
GHANA						
GREECE						
GRENADA						
GUATEMALA					217.00	
GUINEA					1.00	
GUINEA-BISSAU						
GUYANA						
HAITI						
HONDURAS					336.00	
HUNGARY						
ICELAND						
INDIA	16.98	170.10			257.00	
INDONESIA					66.00	
IRAN (ISLAMIC REPUBLIC OF)		4.80			15.00	
IRAQ						
IRELAND						780.52
ISRAEL	452.68					
ITALY					5.00	86.00
JAMAICA		12.70			98.00	
JAPAN						



**TOTAL PROCUREMENT OF SERVICES BY AGENCY AND COUNTRY OF PROCUREMENT 2003**

**ALL SOURCES OF FUNDING**

(USD Thousand)

COUNTRY	ITU	UNCTAD	UNDP/ HQ	UNESCO	UNFPA	UNHCR
JORDAN						
KAZAKHSTAN						
KENYA		37.20			50.00	929.11
KIRIBATI						
KUWAIT						
KYRGYZSTAN					59.00	
LAO P.D.R.		0.40				
LATVIA						
LEBANON		25.60			4.00	16.30
LESOTHO						
LIBERIA					16.00	
LIBYAN ARAB JAMAHIRIYA						
LIECHTENSTEIN						
LITHUANIA					44.00	
LUXEMBOURG						1.20
MACEDONIA (TFYR)						
MADAGASCAR					65.00	
MALAWI		0.40				
MALAYSIA		29.00			157.00	
MALDIVES						
MALI					144.00	
MALTA						
MARSHALL ISLANDS						
MAURITANIA					103.00	
MAURITIUS		24.00				
MEXICO					10.00	
MICRONESIA (FED. STATES OF)						
MOLDOVA (REPUBLIC OF)					59.00	
MONACO						
MONGOLIA					149.00	
MOROCCO	1,218.91				41.00	
MOZAMBIQUE					563.00	
MYANMAR					35.00	
NAMIBIA						
NAURU						
NEPAL		92.40			505.00	
NETHERLANDS					625.00	25.70
NEW ZEALAND						
NICARAGUA		1.00			30.00	
NIGER						
NIGERIA					199.00	
NORWAY						209.40
OMAN						
PALAU						
PAKISTAN		16.10				
PANAMA		0.60				
PAPUA NEW GUINEA					80.00	
PARAGUAY					5.00	
PERU		10.10			19.00	
PHILIPPINES					1.00	
POLAND						
PORTUGAL						
QATAR						
REPUBLIC OF KOREA						
ROMANIA					142.00	
RUSSIAN FEDERATION					21.00	122.00
RWANDA					106.00	
SAMOA						
SAN MARINO						
SAO TOME & PRINCIPE						
SAUDI ARABIA					5.00	
SENEGAL		3.50			348.00	
SEYCHELLES						
SIERRA LEONE						
SINGAPORE						
SLOVAKIA					10.00	
SLOVENIA						
SOLOMON ISLANDS						
SOMALIA						
SOUTH AFRICA		42.00				
SPAIN						
SRI LANKA		4.10				
ST KITTS & NEVIS						
ST. LUCIA						
ST. VINCENT & THE GRENADINES						
SUDAN					11.00	
SURINAME						
SWAZILAND						
SWEDEN					7.00	36.70
SWITZERLAND		59.70			34.00	4,653.30
SYRIAN ARAB REPUBLIC		13.10			19.00	
TAJIKISTAN					22.00	
THAILAND		87.30			40.00	
TIMOR-LESTE						
TOGO		14.00			17.00	

**TOTAL PROCUREMENT OF SERVICES BY AGENCY AND COUNTRY OF PROCUREMENT 2003**

**ALL SOURCES OF FUNDING**

(USD Thousand)

COUNTRY	ITU	UNCTAD	UNDP/ HQ	UNESCO	UNFPA	UNHCR
TONGA						
TRINIDAD & TOBAGO						
TUNISIA	2,118.07	8.50			66.00	
TURKEY					24.00	
TURKMENISTAN					35.00	
TUVALU						
UNITED ARAB EMIRATES						
UGANDA					199.00	
UKRAINE					90.00	
UNITED KINGDOM	13.33				872.00	1,314.29
UNITED REP. OF TANZANIA		16.50				1,823.07
URUGUAY						
USA	34.52		29,500.00		9,179.00	466.30
UZBEKISTAN		15.60			29.00	
VANUATU						
VENEZUELA					28.00	
VIET NAM		47.00			324.00	
YEMEN						
YUGOSLAVIA						
ZAMBIA		21.80			151.00	
ZIMBABWE		2.00				
<b>SUB-TOTAL</b>	<b>12,735.77</b>	<b>957.70</b>	<b>29,500.00</b>	<b>188.74</b>	<b>18,922.00</b>	<b>19,443.03</b>
UNSPECIFIED COUNTRIES						
GLOBAL PROJECTS						
INTERREGIONAL PROJECTS						
ARAB COUNTRIES						
AFRICAN COUNTRIES						
ASIAN COUNTRIES						
EUROPEAN COUNTRIES						
LATIN AMERICA AND THE CARIBBEAN						
<b>GRAND-TOTAL</b>	<b>12,735.77</b>	<b>957.70</b>	<b>29,500.00</b>	<b>188.74</b>	<b>18,922.00</b>	<b>19,443.03</b>
<b>INDUSTRIALIZED COUNTRIES:</b>	652.89	59.70	29,500.00	188.74	11,044.00	16,674.54
Percentage	5.13%	6.23%	100.00%	100.00%	58.37%	85.76%
<b>DEVELOPING COUNTRIES/ ECONOMIES IN TRANSITION:</b>	12,082.88	898.00			7,878.00	2,768.49
Percentage	94.87%	93.77%			41.63%	14.24%
<b>ARAB STATES</b>	3,336.98	84.80			412.00	16.30
Percentage	26.20%	8.85%			2.18%	0.08%
<b>AFRICA</b>		180.90			2317.00	2,752.19
Percentage		18.89%			12.25%	14.16%
<b>ASIA &amp; PACIFIC</b>	35.98	475.60			2,866.00	
Percentage	0.28%	49.66%			15.15%	
<b>EUROPE &amp; CIS</b>		15.60			927.00	
Percentage		1.63%			4.90%	
<b>LATIN AMERICA &amp; THE CARIBBEAN</b>	8,709.91	141.10			1,356.00	
Percentage	68.39%	14.73%			7.17%	
<b>Others</b>						
Percentage						

**TOTAL PROCUREMENT OF SERVICES BY AGENCY AND COUNTRY OF PROCUREMENT 2003**

ALL SOURCES OF FUNDING							(USD Thousand)
COUNTRY	AGENCY						
	UNIDO	UNOPS	UNOG	UNON	UNOV	UN/PD	
AFGHANISTAN		2,607.78				726.78	
ALBANIA		4.05	4.00			18.00	
ALGERIA	69.00					1.70	
ANDORRA							
ANGOLA						12,332.48	
ANTIGUA & BARBUDA			70.20				
ARGENTINA	81.00	174.25					
ARMENIA			32.00				
AUSTRALIA		33.95				6,108.14	
AUSTRIA	83.00				3,829.05	644.07	
AZERBAIJAN			14.65				
BAHAMAS							
BAHRAIN						20.00	
BANGLADESH			100.00				
BARBADOS						102.66	
BELARUS			2.42				
BELGIUM			80.60			326.75	
BELIZE							
BENIN		90.71					
BHUTAN							
BOLIVIA							
BOSNIA AND HERZEGOVINA						97.81	
BOTSWANA							
BRAZIL	262.00	167.40	54.00			65.00	
BRUNEI DARUSSALAM							
BULGARIA		11.15	52.31				
BURKINA FASO							
BURUNDI	280.00						
CAMBODIA						3,253.96	
CAMEROON	77.00	138.11				5,012.24	
CANADA	2,242.00	644.08	84.32		18.00	6,841.45	
CAPE VERDE							
CENTRAL AFRICAN REPUBLIC						68.26	
CHAD	345.00						
CHILE	16.00		19.60				
CHINA	13,196.00	12.00	3.50			3,355.97	
COLOMBIA		31.50				1.20	
COMOROS							
CONGO							
CONGO, DEM. REP.						10,067.89	
COSTA RICA		28.60	8.00		3.40		
COTE D'IVOIRE		22.00		52.70		237.39	
CROATIA	44.00					59.52	
CUBA				30.00		35.00	
CYPRUS			1.99			4,356.44	
CZECH REPUBLIC	41.00		15.00				
DENMARK	18.00	1,226.97	24.86			4,054.27	
DJIBOUTI	282.00					2.39	
DOMINICA							
DOMINICAN REPUBLIC							
DPR KOREA							
ECUADOR	5.00	10.00					
EGYPT	435.00	182.52				13,346.28	
EL SALVADOR	20.00						
EQUATORIAL GUINEA							
ERITREA	11.00					4,364.39	
ESTONIA		8.05	0.21			4,379.99	
ETHIOPIA	310.00	1,000.00	110.00			2,769.19	
FIJI		83.68					
FINLAND	30.00				77.82	60.00	
FRANCE	1,090.00	116.77	1,966.21		11.22	5,877.26	
GABON	287.00						
GAMBIA							
GEORGIA	55.00		35.10			1,354.66	
GERMANY	465.00	387.87	143.77		168.02	464.96	
GHANA	68.00						
GREECE						20.22	
GRENADA							
GUATEMALA	1,065.00					808.35	
GUINEA						34.79	
GUINEA-BISSAU		250.58					
GUYANA		5.00					
HAITI							
HONDURAS	65.00						
HUNGARY	84.00	73.84			13.86		
ICELAND							
INDIA	599.00	184.21	224.63			3,395.80	
INDONESIA	43.00	79.30	28.15			75.63	
IRAN (ISLAMIC REPUBLIC OF)	88.00						
IRAQ				16,920.69		223.24	
IRELAND			112.75			21,520.33	
ISRAEL						3,032.70	
ITALY	536.00	87.75	19.58			7,168.32	
JAMAICA						61.14	
JAPAN	100.00		89.10			235.74	

**TOTAL PROCUREMENT OF SERVICES BY AGENCY AND COUNTRY OF PROCUREMENT 2003**

ALL SOURCES OF FUNDING		AGENCY					(USD Thousand)
COUNTRY	UNIDO	UNOPS	UNOG	UNON	UNOV	UN/PD	
JORDAN	122.00	171.98				2,951.84	
KAZAKHSTAN			53.18				
KENYA			40.00	2,881.17		79.83	
KIRIBATI							
KUWAIT						533.49	
KYRGYZSTAN			121.20				
LAO P.D.R.	6.00						
LATVIA							
LEBANON		180.06				2,072.22	
LESOTHO							
LIBERIA							
LIBYAN ARAB JAMAHIRIYA	308.00						
LIECHTENSTEIN							
LITHUANIA							
LUXEMBOURG			0.84				
MACEDONIA (TFYR)						182.22	
MADAGASCAR							
MALAWI	353.00						
MALAYSIA	18.00	155.50					
MALDIVES							
MALI							
MALTA			1.10				
MARSHALL ISLANDS							
MAURITANIA							
MAURITIUS							
MEXICO	5,061.00				17.06	92.08	
MICRONESIA (FED. STATES OF)							
MOLDOVA (REPUBLIC OF)			2.42			4,580.00	
MONACO						5,583.70	
MONGOLIA	362.00						
MOROCCO	55.00					392.25	
MOZAMBIQUE	18.00	180.53				3,000.00	
MYANMAR							
NAMIBIA							
NAURU							
NEPAL	320.00		0.76				
NETHERLANDS	35.00		483.52			3,332.29	
NEW ZEALAND						302.54	
NICARAGUA	17.00					9.61	
NIGER		5.00					
NIGERIA	119.00	35.00				1,202.27	
NORWAY	35.00	42.15	69.21			559.26	
OMAN	20.00						
PALAU							
PAKISTAN	54.00					187.94	
PANAMA							
PAPUA NEW GUINEA							
PARAGUAY							
PERU		6,814.09					
PHILIPPINES						39.00	
POLAND							
PORTUGAL			8.44			131.23	
QATAR							
REPUBLIC OF KOREA	17.00		0.05				
ROMANIA	89.00		41.73				
RUSSIAN FEDERATION	18.00		137.36			89,521.53	
RWANDA	257.00	7.00				46.38	
SAMOA							
SAN MARINO							
SAO TOME & PRINCIPE	265.00						
SAUDI ARABIA							
SENEGAL	32.00	81.52					
SEYCHELLES	272.00						
SIERRA LEONE						3,710.37	
SINGAPORE		112.84				471.13	
SLOVAKIA					70.52	393.10	
SLOVENIA		6.51	19.34			36.78	
SOLOMON ISLANDS							
SOMALIA							
SOUTH AFRICA	71.00	12,087.65	99.30		4.70	14,689.48	
SPAIN	121.00	348.30	32.74		3.40	75.56	
SRI LANKA	12.00						
ST KITTS & NEVIS							
ST. LUCIA							
ST. VINCENT & THE GRENADINES							
SUDAN	10.00					3.72	
SURINAME							
SWAZILAND							
SWEDEN		864.28	127.03			6,812.98	
SWITZERLAND	653.00	4,625.31	25,229.31		15.00	18,514.86	
SYRIAN ARAB REPUBLIC	114.00					2,890.12	
TAJIKISTAN		5.62	6.42			2,500.01	
THAILAND			90.00			1,735.71	
TIMOR-LESTE						3,371.87	
TOGO						5.00	

## TOTAL PROCUREMENT OF SERVICES BY AGENCY AND COUNTRY OF PROCUREMENT 2003

ALL SOURCES OF FUNDING		(USD Thousand)				
COUNTRY	AGENCY					
	UNIDO	UNOPS	UNOG	UNON	UNOV	UN/PD
TONGA						
TRINIDAD & TOBAGO						
TUNISIA		50.39				
TURKEY	376.00		7.50			145.80
TURKMENISTAN			2.42			
TUVALU						
UNITED ARAB EMIRATES						555.03
UGANDA	20.00					91.15
UKRAINE		14.00				17,240.75
UNITED KINGDOM	774.00	6,834.31	851.60		201.84	34,594.29
UNITED REP. OF TANZANIA	12.00	0.75				47.82
URUGUAY			2.00			
USA	1,273.00	12,762.45	6,499.56		144.02	126,259.25
UZBEKISTAN			2.42			
VANUATU						
VENEZUELA	431.00					45.00
VIET NAM	55.00					34.00
YEMEN	46.00					
YUGOSLAVIA						3,721.75
ZAMBIA						6.00
ZIMBABWE			2.00			
<b>SUB-TOTAL</b>	<b>34,213.00</b>	<b>53,047.35</b>	<b>37,228.37</b>	<b>19,884.56</b>	<b>4,577.90</b>	<b>479,733.51</b>
UNSPECIFIED COUNTRIES	482.00				42.42	121.67
GLOBAL PROJECTS						
INTERREGIONAL PROJECTS						
ARAB COUNTRIES						
AFRICAN COUNTRIES						
ASIAN COUNTRIES						
EUROPEAN COUNTRIES						
LATIN AMERICA AND THE CARIBBEAN						
<b>GRAND-TOTAL</b>	<b>34,695.00</b>	<b>53,047.35</b>	<b>37,228.37</b>	<b>19,884.56</b>	<b>4,620.33</b>	<b>479,855.18</b>
<b>INDUSTRIALIZED COUNTRIES:</b>	7,473.00	27,974.18	35,960.80		4,468.37	342,041.67
Percentage	21.54%	52.73%	96.60%		96.71%	71.28%
<b>DEVELOPING COUNTRIES/ ECONOMIES IN TRANSITION:</b>	26,740.00	25,073.17	1,267.58	19,884.56	109.54	137,691.84
Percentage	77.07%	47.27%	3.40%	100.00%	2.37%	28.69%
<b>ARAB STATES</b>	1,549.00	598.95		16,920.69		39,677.99
Percentage	4.46%	1.13%		85.09%		8.27%
<b>AFRICA</b>	2777.00	13,898.85	251.30	2933.86	4.70	58228.81
Percentage	8.00%	26.20%	0.68%	14.75%	0.10%	12.13%
<b>ASIA &amp; PACIFIC</b>	14,682.00	3,235.31	447.09			13,275.91
Percentage	42.32%	6.10%	1.20%			2.77%
<b>EUROPE &amp; CIS</b>	709.00	109.22	415.39		84.38	21,917.23
Percentage	2.04%	0.21%	1.12%		1.83%	4.57%
<b>LATIN AMERICA &amp; THE CARIBBEAN</b>	7,023.00	7,230.84	153.80	30.00	20.46	1,220.03
Percentage	20.24%	13.63%	0.41%	0.15%	0.44%	0.25%
<b>Others</b>	482.00				42.42	121.67
Percentage	1.39%				0.92%	0.03%

**TOTAL PROCUREMENT OF SERVICES BY AGENCY AND COUNTRY OF PROCUREMENT 2003**

ALL SOURCES OF FUNDING		(USD Thousand)				
COUNTRY	AGENCY				TOTAL (ALL)	%
	UNRWA	UNV	WFP	WMO		
AFGHANISTAN			4,211.65		10,426.97	0.67%
ALBANIA			23.99		2,442.90	0.16%
ALGERIA					532.56	0.03%
ANDORRA						
ANGOLA			1,678.78		14,171.88	0.91%
ANTIGUA & BARBUDA					70.20	0.00%
ARGENTINA					3,692.38	0.24%
ARMENIA			59.85		281.81	0.02%
AUSTRALIA			98.28	7.74	6,352.74	0.41%
AUSTRIA					12,114.57	0.78%
AZERBAIJAN			5.08		1,019.60	0.07%
BAHAMAS						
BAHRAIN					171.47	0.01%
BANGLADESH			2,347.20		4,809.73	0.31%
BARBADOS				26.62	343.96	0.02%
BELARUS					190.09	0.01%
BELGIUM		45.00	254.91		2,344.06	0.15%
BELIZE						
BENIN					951.50	0.06%
BHUTAN					79.24	0.01%
BOLIVIA					33,498.56	2.16%
BOSNIA AND HERZEGOVINA					1,317.52	0.09%
BOTSWANA					346.00	0.02%
BRAZIL				578.82	47,959.38	3.09%
BRUNEI DARUSSALAM						
BULGARIA					17,924.90	1.16%
BURKINA FASO			72.99		72.99	0.00%
BURUNDI			952.69	9.50	1,476.12	0.10%
CAMBODIA			246.06		3,803.98	0.25%
CAMEROON			478.60		5,868.83	0.38%
CANADA			864.59	18.60	18,017.50	1.16%
CAPE VERDE					152.44	0.01%
CENTRAL AFRICAN REPUBLIC					472.62	0.03%
CHAD					364.38	0.02%
CHILE					4,788.34	0.31%
CHINA			30.30		17,514.63	1.13%
COLOMBIA					21,217.18	1.37%
COMOROS					80.00	0.01%
CONGO			17.57		85.64	0.01%
CONGO, DEM. REP.			173.57		10,678.31	0.69%
COSTA RICA					185.00	0.01%
COTE D'IVOIRE			0.51		607.10	0.04%
CROATIA					124.16	0.01%
CUBA					1,906.03	0.12%
CYPRUS			41.95		4,400.38	0.28%
CZECH REPUBLIC	508.86			5.00	695.68	0.04%
DENMARK	184.14		266.27		16,283.56	1.05%
DJIBOUTI			22.87	9.50	321.76	0.02%
DOMINICA						
DOMINICAN REPUBLIC					417.63	0.03%
DPR KOREA			364.36		470.14	0.03%
ECUADOR					1,133.63	0.07%
EGYPT			404.09		16,711.47	1.08%
EL SALVADOR			28.38		1,165.26	0.08%
EQUATORIAL GUINEA						
ERITREA			800.72	9.50	5,601.45	0.36%
ESTONIA					4,406.70	0.28%
ETHIOPIA			2,239.88	9.50	7,744.63	0.50%
FIJI					140.68	0.01%
FINLAND				38.34	1,760.47	0.11%
FRANCE			1,256.10	146.73	11,816.69	0.76%
GABON					317.46	0.02%
GAMBIA						
GEORGIA			146.99		1,970.84	0.13%
GERMANY		9,015.00	679.54		15,584.65	1.01%
GHANA			5.10		133.37	0.01%
GREECE					20.22	0.00%
GRENADA						
GUATEMALA					6,710.64	0.43%
GUINEA			396.35		620.25	0.04%
GUINEA-BISSAU					250.58	0.02%
GUYANA					125.29	0.01%
HAITI					2,328.65	0.15%
HONDURAS					44,073.25	2.84%
HUNGARY					218.88	0.01%
ICELAND						
INDIA			456.13		13,444.38	0.87%
INDONESIA			183.75		10,768.11	0.69%
IRAN (ISLAMIC REPUBLIC OF)			47.62		637.74	0.04%
IRAQ			2,341.29		22,829.04	1.47%
IRELAND					22,413.60	1.45%
ISRAEL			22.58		3,507.97	0.23%
ITALY			18,636.27		42,499.33	2.74%
JAMAICA					349.18	0.02%
JAPAN					563.61	0.04%

**TOTAL PROCUREMENT OF SERVICES BY AGENCY AND COUNTRY OF PROCUREMENT 2003**

ALL SOURCES OF FUNDING		AGENCY					(USD Thousand)	
COUNTRY	UNRWA	UNV	WFP	WMO	TOTAL (ALL)	%		
JORDAN	4,000.08		358.94		8,313.63	0.54%		
KAZAKHSTAN					473.83	0.03%		
KENYA			13,724.09	16.70	19,576.90	1.26%		
KIRIBATI								
KUWAIT					533.49	0.03%		
KYRGYZSTAN					357.60	0.02%		
LAO P.D.R.				27.02	480.25	0.03%		
LATVIA					759.20	0.05%		
LEBANON	6,435.66		3.45		10,097.45	0.65%		
LESOTHO					466.04	0.03%		
LIBERIA					16.00	0.00%		
LIBYAN ARAB JAMAHIRIYA					308.00	0.02%		
LIECHTENSTEIN								
LITHUANIA					290.57	0.02%		
LUXEMBOURG					34.47	0.00%		
MACEDONIA (TFYR)					1,006.92	0.06%		
MADAGASCAR					4,622.75	0.30%		
MALAWI			1,177.96		1,773.92	0.11%		
MALAYSIA				8.60	761.53	0.05%		
MALDIVES								
MALI					449.76	0.03%		
MALTA					56.14	0.00%		
MARSHALL ISLANDS								
MAURITANIA					103.00	0.01%		
MAURITIUS					24.00	0.00%		
MEXICO				58.73	5,859.68	0.38%		
MICRONESIA (FED. STATES OF)								
MOLDOVA (REPUBLIC OF)					4,916.22	0.32%		
MONACO					5,591.89	0.36%		
MONGOLIA					1,413.85	0.09%		
MOROCCO					1,827.29	0.12%		
MOZAMBIQUE			578.22		4,339.75	0.28%		
MYANMAR					174.82	0.01%		
NAMIBIA					92.00	0.01%		
NAURU								
NEPAL			55.48		7,136.53	0.46%		
NETHERLANDS			586.35		5,338.74	0.34%		
NEW ZEALAND				141.25	443.79	0.03%		
NICARAGUA			1,181.34		3,989.28	0.26%		
NIGER				17.10	643.69	0.04%		
NIGERIA					2,461.27	0.16%		
NORWAY			375.60		1,290.61	0.08%		
OMAN					20.00	0.00%		
PALAU								
PAKISTAN			1,910.37		8,323.30	0.54%		
PANAMA			531.90		51,871.29	3.35%		
PAPUA NEW GUINEA					80.00	0.01%		
PARAGUAY					2,279.15	0.15%		
PERU			10.00		28,614.73	1.85%		
PHILIPPINES			2.80		1,519.20	0.10%		
POLAND					276.53	0.02%		
PORTUGAL					143.98	0.01%		
QATAR					12.00	0.00%		
REPUBLIC OF KOREA					196.32	0.01%		
ROMANIA					645.78	0.04%		
RUSSIAN FEDERATION			44.76	18.00	99,120.92	6.40%		
RWANDA			57.64	9.50	483.78	0.03%		
SAMOA								
SAN MARINO								
SAO TOME & PRINCIPE					265.00	0.02%		
SAUDI ARABIA			0.08		265.77	0.02%		
SENEGAL			323.49	6.50	795.02	0.05%		
SEYCHELLES					272.00	0.02%		
SIERRA LEONE			26.00		4,333.46	0.28%		
SINGAPORE			388.33		1,012.30	0.07%		
SLOVAKIA				89.77	1,008.97	0.07%		
SLOVENIA					279.43	0.02%		
SOLOMON ISLANDS								
SOMALIA			9.60		1,244.32	0.08%		
SOUTH AFRICA			1,366.16		28,658.60	1.85%		
SPAIN					629.13	0.04%		
SRI LANKA			6.13		511.52	0.03%		
ST KITTS & NEVIS								
ST. LUCIA								
ST. VINCENT & THE GRENADINES								
SUDAN			844.60		869.32	0.06%		
SURINAME								
SWAZILAND			75.80		274.06	0.02%		
SWEDEN			780.47		8,632.86	0.56%		
SWITZERLAND	30.21		214.45	39.19	54,474.46	3.51%		
SYRIAN ARAB REPUBLIC	2,364.64				7,598.22	0.49%		
TAJIKISTAN			31.95		2,952.86	0.19%		
THAILAND			599.85		5,842.64	0.38%		
TIMOR-LESTE					3,371.87	0.22%		
TOGO					83.92	0.01%		

**TOTAL PROCUREMENT OF SERVICES BY AGENCY AND COUNTRY OF PROCUREMENT 2003**

<b>ALL SOURCES OF FUNDING</b>							<b>(USD Thousand)</b>
<b>COUNTRY</b>	<b>AGENCY</b>				<b>TOTAL (ALL)</b>	<b>%</b>	
	<b>UNRWA</b>	<b>UNV</b>	<b>WFP</b>	<b>WMO</b>			
TONGA							
TRINIDAD & TOBAGO					263.01	0.02%	
TUNISIA					2,658.41	0.17%	
TURKEY			124.00		1,257.00	0.08%	
TURKMENISTAN					187.35	0.01%	
TUVALU							
UNITED ARAB EMIRATES			1,765.37	180.00	4,006.35	0.26%	
UGANDA			1,970.67	9.50	4,956.57	0.32%	
UKRAINE					17,532.66	1.13%	
UNITED KINGDOM	34.54		3,687.26	22.17	50,585.60	3.26%	
UNITED REP. OF TANZANIA			597.77	9.50	5,288.65	0.34%	
URUGUAY					507.33	0.03%	
USA			2,675.21	7.50	193,467.09	12.48%	
UZBEKISTAN					983.43	0.06%	
VANUATU							
VENEZUELA					2,260.33	0.15%	
VIET NAM			3.74		1,427.76	0.09%	
YEMEN			41.07		822.39	0.05%	
YUGOSLAVIA					4,672.10	0.30%	
ZAMBIA			117.99	8.17	436.11	0.03%	
ZIMBABWE			2.25		147.45	0.01%	
<b>SUB-TOTAL</b>	<b>13,558.12</b>	<b>9,060.00</b>	<b>76,108.00</b>	<b>1,529.05</b>	<b>1,215,341.53</b>	<b>78.41%</b>	
UNSPECIFIED COUNTRIES			252,000.00		328,022.13	21.16%	
GLOBAL PROJECTS							
INTERREGIONAL PROJECTS					2,090.66	0.13%	
ARAB COUNTRIES	26,142.27*						
AFRICAN COUNTRIES					1,556.35	0.10%	
ASIAN COUNTRIES					995.81	0.06%	
EUROPEAN COUNTRIES					61.50	0.00%	
LATIN AMERICA AND THE CARIBBEAN					1,871.11	0.12%	
<b>GRAND-TOTAL</b>	<b>39,700.39</b>	<b>9,060.00</b>	<b>328,108.00</b>	<b>1,529.05</b>	<b>1,549,939.10</b>	<b>100.00%</b>	
<b>INDUSTRIALIZED COUNTRIES:</b>	248.89	9,060.00	30,442.65	439.52	573,032.50	36.97%	
Percentage	0.63%	100.00%	9.28%	28.74%	36.97%		
<b>DEVELOPING COUNTRIES/ ECONOMIES IN TRANSITION:</b>	39,451.50		45,665.35	1,089.54	646,793.82	41.87%	
Percentage	99.37%		13.92%	71.26%	41.73%		
<b>ARAB STATES</b>	38,942.65		4,073.60	9.50	93,306.99	5.00%	
Percentage	98.09%		1.24%	0.62%	6.02%		
<b>AFRICA</b>			26629.49	275.97	131165.37	8.68%	
Percentage			8.12%	18.05%	8.46%		
<b>ASIA &amp; PACIFIC</b>			10,806.15	35.62	91,333.68	5.89%	
Percentage			3.29%	2.33%	5.89%		
<b>EUROPE &amp; CIS</b>	508.86		2,404.48	104.27	60,135.42	4.69%	
Percentage	1.28%		0.73%	6.82%	3.88%		
<b>LATIN AMERICA &amp; THE CARIBBEAN</b>			1,751.62	664.17	267,480.48	17.26%	
Percentage			0.53%	43.44%	17.26%		
<b>Others</b>			252,000.00		330,112.79	21.30%	
Percentage			76.80%		21.30%		

\* Procurement from the Palastine Authority Autonomous Area (West Bank and Gaza Strip).



**Major Equipment ordered by Agency during 2003**  
(Orders of USD 30,000 or more)

Agency/Country Procurement	Name of supplier	Description of goods (equipment)	Total Cost (USD)
<b>ECLAC</b>			
Chile	Latin Telecommunications	Telecommunications Equipment	41,174.00
Chile	Ricardo Rodriguez Y Cia. Ltda.	Telecommunications Equipment And Supplies	38,241.11
Chile	Proveedores Integrales Prisa S.a.	Office Supplies	30,851.60
Finland	Nokia Inc.	Telecommunications Equipment	42,790.80
India	Telecommunications Consultants	Computer Systems, Special Purpose Other	102,289.96
Mexico	Industrias Rivera, S.a. De C.v.	Furniture	40,848.00
USA	Ingram Micro Chile S.a.	Micro-computers	103,589.08
USA	Equant Chile S.a.	Pc Hardware And Telecomm. Equipment	81,817.43
USA	Steelcase Inc.	Furniture	58,476.00
USA	Office Depot De Mexico S.a. De C.v.	Stationery Articles	39,392.29
USA	General Electric Medical Systems	Radiology Equipment	37,000.00
<b>ESCAP</b>			
Thailand	Datapro Computer Systems Co., Ltd.	Computer Hardwares/Softwares Computer Hardwares/Softwares	231,872.24
Thailand	Datamat Public Company Limited	Pc, Desktop	111,535.71
Thailand	Hewlett-packard (Thailand) Ltd.	Softwares	45,575.39
Thailand	Starcast Corporation Co., Ltd.	Video Cameras	43,428.58
Thailand	Fujitsu Systems Business (Thailand) Ltd.	Pc, Laptop/Notebook	42,361.87
Thailand	Datamat Public Company Limited	Printers	42,325.20
Thailand	Fma Group Co., Ltd.	Copiers	38,215.75
Thailand	Modernform Integration Services Co., Ltd.	Pc, Desktop	36,869.42
Thailand	Fma Group Co., Ltd.	Copiers	36,803.38
Thailand	Rockworth Public Co., Ltd.	Desks/Tables	36,074.08
Thailand	S&P Nakronluang Aluminium Ltd., Part.	Curtains	35,304.50
Thailand	First Inter Business Ltd.	Pc, Desktop	34,739.26
Thailand	Berli Jucker Public Co., Ltd.	Electrical Items	30,172.41
USA	Indoor Environmental Solutions, Inc.	Air Conditioning System	35,773.00
<b>ESCWA</b>			
Lebanon	Midware Data Systems SalMidware Data Systems Sal	It Equipmet	93,417.47
Lebanon	Sets Sal	It Equipmet	48,500.00
Lebanon	Amac Sarl	Sound System	47,193.50
Lebanon	Maison De La Securite Sarl	Security Supplies	36,449.03
Lebanon	Computer Information Systems	It Equipment	34,510.33
<b>FAO</b>			
Afghanistan	Digitech	Pr. 27474 - Dap For Afghanistan	120,750.00
Argentina	Amersham Biosciences Argentina Sa	Pr 26849 - Automatic Sequencing System	44,045.45
Argentina	Biosystems S.a.	Pr. 26850 - Real Time Pcr	45,600.00
Armenia	Seed Producers Union Yuridical Persons Unio	Pr 27220 Winter Wheat Seeds For Armenia	197,600.00
Austria	Shimadzu Handelsgesellschaft Mbh	Pr. 27824 - Laboratory Equipment For Tcp/Ira/2907	185,392.64
Austria	Bauer Gmbh Roehren And Pumpenwerk	P.r. 26235 - Tcp/Mol/2801	84,124.00
Austria	Jetfloat International	Fpo 5-10876 - Jetfloat Single Element (Utf/Mex/049)	31,927.07
Belgium	Unifert International S.a.I	Pr 28049 - Fertilizer Urea 46% - For Project Osro/Irq/341/Dha	11,750,000.00
Belgium	Unifert International S.a.I	Pr 28023 - Fertilizer Urea 46:0:0 - For Fao Project Osro/Irq/348/Dha - Tc	6,750,000.00
Belgium	Unifert International S.a.I	Pr 27455 - Dap Fertilizer For Osro/Irq/348/Dha - Tcesd	3,952,500.00
Belgium	Elsingor Sa	Pr. 27396 - Green Manure Seeds + Rhizobium	133,437.00
Bosnia and Herzegov	Zica D.d. Sarajevo	Pr 26354 - Galvanised Wire (Osro/Fry/201/Net)	40,916.06
Botswana	Seed Co International Limited	Pr 27338 Osro/Zim/302/Ec - Grains And Vegetables	933,045.00
Botswana	Seed Co International Limited	Pr 26650 Projects Osro/Ang/202/Usa, Osro/Ang/304/Swe And Osro/	571,524.00
Botswana	Seed Co International Limited	Pr 27583 Osro/Zim/302/Ec - Kit Of Seeds Only	536,539.95
Botswana	Botswana Vaccine Institute (Pty) Ltd	Pr. 25742 - Osro/Raf/206/Net - Fmd Vaccines.	426,170.00
Botswana	Seed Co International LimitedSeed Co International Limited	Pr 27688 Tceod/Ang/03/006 Item 2 - Crop Seeds	302,000.00
Botswana	Seed Co International Limited	Pr 27012 Project Osro/Zam/301/Uk - Groundnut Seeds	160,740.00
Botswana	Seed Co International Limited	Pr 27745 Tceod Osro/Raf/302/Swe	96,950.00
Brazil	Stara Sfil S/A	Pr. 25622 - Sts Planters	36,757.50
Burundi	Ets Ngabonziza Janvier	Pr 26835 Projects Osro/Bdi/303/Bel, Osro/Bdi/306/Usa And Osro/Bd	184,450.00
Burundi	Bama Ltd	Pr 26838 Projects Osro/Bdi/306/Usa, Osro/Bdi/303/Bel, Osro/Bdi/304	164,910.00
Burundi	Rwasa Salvator	Pr 27363 Projects Osro/Bdi/303/Bel - Osro/Bdi/305/Swe - Osro/Bdi/	153,125.00
Burundi	Ngabonziza Janvier	Pr. 25878 - Osro/Bdi/301/Ec - Bean Seeds.	138,000.00
Burundi	Rwasa Salvator	Pr. 25592 - Item 1 - Hand Hoes - Osro/Bdi/205/Net.	118,750.00
Burundi	Rwasa Salvator	25592 Osro/Bdi/205/Net Bean Seeds	86,800.00
Burundi	Rafina Sa	Pr 25878 160 Mtn Of Soya Beans	77,280.00
Burundi	Ngabonziza Janvier	Osro/Bdi/205/Net - 550 Mts - Maize Seeds (Following Varieties Accepted:	75,900.00
Burundi	Rwasa Salvator	Pr 26839 Osro/Bdi/303/Bel & Osro/Bdi/306/Usa - Maize And Soya Se	56,400.00
Burundi	Ndayishimiye Godeberth	Maize Tcp/Bdi/2901 25939 Tceod	39,300.00
Burundi	Rwasa Salvator	30000 Hoes Osro/Bdi/301/Ec Pr25878	37,500.00
Cambodia	Agriculture Quality Improvement Project	P.r. 24580 - Tcp/Cmd/0167 - Seed Rice	101,680.00
Central African Repu	Federation Nationale Des Elevers Centrafric	Pr27628 Tceod Tcp/Caf/2904 - Poultry Feed	92,503.00
Central African Repu	Societe Papyrus (S.a.r.l.)	Pr 27628 Tceod Tcp/Caf/2904 - Charts	34,470.68
Chile	Empresa Somca	Pr. 27090 - Pilot Plant Equipment	66,094.00
China	Genertec International Corporation	Pr. 26508 - Npk And Urea For Korea	1,018,457.00

**Major Equipment ordered by Agency during 2003**  
(Orders of USD 30,000 or more)

Agency/Country Procurement	Name of supplier	Description of goods (equipment)	Total Cost (USD)
<b>FAO cont.</b>			
Congo	Solidarite Humanitaire Developpement	Pr 26714 Osro/Drc/301/Bel Vegetable Seeds	146,300.00
Congo, The Democra	Copemeco Asbl	Pr. 25575 (Lines 3 & 5) - Osro/Drc/111/Ec & Osro/Drc/210/Ec - Crop S	147,000.00
Congo, The Democra	Ste Cogeli Sprl	Pr 27097 Projects Osro/Drc/301/Bel & Osro/Drc/303/Swe - Fishing	145,000.00
Congo, The Democra	Ledyia Sprl	Pr. 25575 (Lines 7 & 8) - Osro/Drc/111/Ec & Osro/Drc/210/Ec - Crop Se	94,373.00
Congo, The Democra	Rumina Sprl	Pr 27102 Projects Osro/Drc/301/Bel & Osro/Drc/303/Swe - Hand H	90,300.00
Congo, The Democra	Caritas Congo Katanga	Pr 26714 Item 1 Osro/Drc/301/Bel - Vegetable Seeds	82,840.00
Congo, The Democra	Groupe Lenge	Pr 27102 Project Osro/Drc/301/Bel - Hand Hoes And Watering	65,728.00
Congo, The Democra	Ongd Mambeli	Pr. 25575 (Lines 2& 4) Osro/Drc/210/Ec & Osro/Drc/111/Ec.	41,040.00
Congo, The Democra	A.d.p.f.	Pr 27234 Project Osro/Drc/302/Bel Vegetable Seeds	39,883.00
Denmark	Grundfos International A/S	Pr 27128 - Submersible Pumps For Osro/Irq/114/Dha - Tcesd	2,144,527.50
Denmark	Danimex Communication Ltd	Pr 26894 Vhf And Hf Equipment For Project Osro/Irq/607/Dha	364,978.99
Denmark	Vikima Seed A/S	Pr 27688 Tceod Ang/03/006 Item 4 - Vegetable Seeds	86,250.00
Denmark	Vikima Seed A/S	Pr. 25062 - Vegetable Seeds - Osro/Ang/301/Ec.	71,850.00
Denmark	Gram-hanssen, Johs A/S	Pr 24786 - Boats For Projects Osro/Irq/120-215/Dha - Tcesd	71,795.00
Denmark	Hardi International A/S	Pr 25377 - Knapsack Sprayers For Osro/Irq/201/Dha - Tcesd	64,712.00
Denmark	Hardi International A/S	P.r. 25698 - Knapsack Sprayers - Osro/Srl/201/Ec	45,478.40
Egypt	Environmental And Remote Sensing Services C	Pr. 25612 - Erdas Imagine Software Licences - Lib/00/004.	50,131.46
Egypt	Helwan Diesel Engines Co.	59% Pr 27366 - Purchase Of 19 Containers	38,996.58
Ethiopia	Tropical Pharma Trading	Pr 27562 Tceod - Veterinary Vaccines	82,836.00
Ethiopia	Awassa Green Wood P.I.c.	Pr 27592 Tceod - Sweet Potato	63,464.40
Ethiopia	National Veterinary Institute	Pr 27562 Tceod Osro/Eth/303/Net - Veterinary Vaccines	43,427.04
France	Hydro Agri International France Snc	Pr 27012 Items 2 & 3 Project Osro/Zam/301/Uk - Compound Fertil	712,500.00
France	Merial Sas	Pr 27413 - Fmd Vaccine For Osro/Irq/338/Dha	649,000.00
France	Ceva Sante Animale Sa	Pr 27413 - Enterotoxaemia Vaccine For Osro/Irq/338/Dha - Tcesd	384,000.00
France	Manitou Bf	Pr 25660 - Forklift Trucks For Osro/Irq/908/Dha - Tcesd	220,300.00
France	Nutris Co Sa	Pr 27953 Tceod - Ducklings	116,574.72
France	Alm International Sa	P.r. 26164 - Deltamethrin - Tcp/Taj/2902	109,950.00
France	Sumi Agro France Sas	Pr 26820 - Pesticides For Osro/Irq/201/Dha - Tcesd	90,000.00
France	Dow Agrosciences Sas	Pr. 25067 - Insecticide	89,000.00
France	Calliope Sa	Pr. 26058 - Deltamethrin For Afghanistan	83,900.00
France	Sumi Agro France Sas	Pr 27242 - Admiral 10% Ec (A.i. Pyriproxyfen) Item Code 05-11-00001 5d	72,000.00
France	Transityre France Sa	Pr 26385 - Additional Cost Of Containers For Po C 113631 (Agricultural T	57,095.00
France	Cps - Cfao Procurement Services	For Payment Purposes Only	41,611.00
France	Cps - Cfao Procurement Services	Frcon 25387 2 Toyota Hilux Vehicles	41,611.00
France	Cps - Cfao Procurement Services	Frcon 25387 2 Toyota Hilux Vehicles	41,611.00
Germany	Solo Kleinmotoren Gmbh	Pr 25377 - Motorized Knapsack Mistblowers For Osro/Irq/201-908/Dha -	108,355.00
Germany	Huth Claus Gmbh	P.r. 25067 - Igr	101,100.00
Gibraltar	Toyota Gibraltar Stockholdings Ltd (Tgs)	27725 Rafrd Gcp/Zam/059/Bel - 4 Vehicles	119,499.88
Gibraltar	Toyota Gibraltar Stockholdings Ltd (Tgs)	Pr. 26424 - Vehicles For Project Gcp/Afg/024/Ger	114,562.96
Gibraltar	Toyota Gibraltar Stockholdings Ltd (Tgs)	P.r. 26497 - Vehicles For Osro/Afg/111/Usa	80,548.82
Gibraltar	Toyota Gibraltar Stockholdings Ltd (Tgs)	Fpo 5-20427 - Vehicle (Gcp/Moz/027/Bel)	46,877.00
Gibraltar	Toyota Gibraltar Stockholdings Ltd (Tgs)	Fpo 5-17160 - Vehicle (Frlr-2003)	37,454.69
Gibraltar	Toyota Gibraltar Stockholdings Ltd (Tgs)	Fpo 9-04245 - Vehicle (Faor/Dr Congo)	36,760.13
Gibraltar	Toyota Gibraltar Stockholdings Ltd (Tgs)	Fpo 9-04471 - Vehicle (Faor/Chd/Ocd)	36,071.10
Gibraltar	Toyota Gibraltar Stockholdings Ltd (Tgs)	Pr 26997 Utf/Moz/071/Moz - Toyota Land-cruiser S.w.	35,226.50
Gibraltar	Toyota Gibraltar Stockholdings Ltd (Tgs)	Fpo 5-18077 - Vehicle (Faorep/Gui)	32,312.00
Greece	Emmanuel N. Kazis Sa	Pr 28003 - Order Issued For Payment Purposes Only In Order To Pay Inv	1,200,000.00
India	Osaw Agro Industries Pvt Ltd	Pr. 26792 - Mobile Seed Cleaners For Gcp/Afg/018/Ec	235,236.00
India	Osaw Agro Industries Pvt Ltd	Pr. 27122 - Mobile Seed Cleaning Units	202,232.00
India	Indian Immunologicals	P.r. 27287 - Fmd Vaccine For Osro/Afg/305/Usa	132,000.00
India	Mokul Overseas Ltd	P.r. 27937 - Osro/Afg/210/Net - Generators.	90,560.00
India	Suryaa Machinery	Fpo 5-20244 - Silk Processing Equipment (Raf/001/08)	83,552.00
India	Indian Immunologicals	Pr. 28527 - Fmd Vaccine	79,200.00
India	Indian Immunologicals	Pr.27439 - Fmd Vaccine	66,000.00
India	Osaw Agro Industries Pvt Ltd	Pr. 26793 - Seed Processing Equipment	65,988.00
India	Aryan Rural Industries	Fpo 5-20243 - Cocoon Processing Equipment (Raf/001/07)	57,569.00
India	Garuda Chemicals	Pr 26911 Project Tcp/Rab/2902 - Methyl Eugenol	37,264.00
Indonesia	Victoria De Timor	Pr 27670 - Fertilizers (Osro/Tim/301/Ec)	111,580.00
Indonesia	Pt Tanindo Subur Prima	Pr 27670 - Maize Seeds (Osro/Tim/301/Ec)	94,500.00
Italy	Iveco Spa	Pr 25226 - Water Tanker For Project Osro/Irq/912/Dha	476,609.80
Italy	Goldoni Spa	Pr 26659 - 4wd Orchard Tractors For Osro/Irq/116/Dha - Tcesd	412,278.44
Italy	Nardi Francesco & Figli Spa	Pr 28397 Rafrd Project Gtfs/Raf/387/Ita - Ploughs And Spare Pa	355,350.00
Italy	Brook Trading & Contracting Co Ltd	Pr 26696 - Containers For Dando Equipment (Osro/Irq/111/Dha) Tcesd	211,500.00
Italy	Dell Spa	Pr 28421 B11 Standard Dell Gx270 Desktops	190,736.34
Italy	Miatello Sementi Di A & E Miatello Snc	Pr 26604 Projects Osro/Ang/303/Nor, Osro/Ang/304/Swe, Osro/Ang	186,647.00
Italy	Pierleoni Srl	Pr. 25868 - Photocopying Paper	182,823.27
Italy	Impex Srl	P.r. 26172 - Tcp/Cub/2801 - Vegetable Seeds	128,308.62
Italy	Officine Di Annone Srl	Pr 24579 - Beekeeping Equip. For Osro/Irq/202-909/Dha - Tcesd	97,789.20
Italy	Intech Srl	Pr 24058 - Fruit Tree - For Project Osro/Irq/105/Dha	95,907.50
Italy	Tarcuta United Inc	Pr. 26919 - Irrigation Equipment For Tcp/Cub/2902	91,499.46
Italy	Dell Spa	Pr 25947	86,100.97
Italy	Intech Srl	Pr 26028 - Laboratory Equipment For Project Osro/Irq/107/Dh	85,886.50
Italy	Impex Srl	Pr. 28358 - Vegetable Seeds For Osro/Afg/304/Ger	82,062.14
Italy	Sony Italia Spa	Pr. 27561 - Audio Visual Equipment	81,732.93
Italy	Chimica Omnia Srl	Pr. 27240 - Laboratory Equipment	77,763.86
Italy	Forniture Grafiche Sas	Pr. 26245 Binding Machine	71,428.57
Italy	Etem Srl	Pr 26632 - Garitte Per Sicurezza	69,504.00
Italy	Harpa Italia Srl	Pr 28426 Hp Laser Jet Printers 4100mfp, Toner Cartridges	66,175.48
Italy	Dell Spa	Pr 28112 Gicmd - Computers And Accessories	60,845.07

**Major Equipment ordered by Agency during 2003**  
(Orders of USD 30,000 or more)

Agency/Country Procurement	Name of supplier	Description of goods (equipment)	Total Cost (USD)
<b>FAO cont.</b>			
Italy	Futura Grafica Srl	Pr 27974 Sdrnd - Artemis 3 Geo Network Server	58,336.85
Italy	Kuehne & Nagel Spa	Pr 27320 - 13 Containers	55,584.58
Italy	Steelcase Strafor Italia Srl Filiale Di Roma	Pr. 26649 - Furniture For Afsp	50,711.28
Italy	Dell Spa	Pr 25879 - Standard Laptops - Osro/Afg/201/Uk - Tcesd	49,340.49
Italy	Harpa Italia Srl	Pr 27802 Tcddd - Servers And Accessories	48,650.06
Italy	Intech Srl	Pr 26726 - Laboratory Equipment For Project Osro/Irq/207/Dh	48,155.10
Italy	Dell Spa	Pr 27757 Foddd - Standard Computers, Laptops And Accessor	44,948.57
Italy	Dell Spa	Pr 27982 Pbepd - Standard Workstations, Laptops And Access	43,879.11
Italy	Dell Spa	Pr 27594 Afid - Computers And Accessories	43,779.83
Italy	Faza Roma Srl	Pr 25918 - Electric Incubator (Gcp/Afg/021/Ger)	42,939.00
Italy	Miatello Sementi Di A & E Miatello Snc	Pr 27333 Osro/Eth/303/Net - Vegetable Seeds	42,820.00
Italy	Harpa Italia Srl	Pr 28137 Afits - Backup Device For Server	41,583.43
Italy	Harpa Italia Srl	Pr 28205 Afits - Hp Proliant M1570 And M1350 For Dws Support	41,064.88
Italy	Dell Spa	Pr 26505 B1k Standard Workstations; 17" & 19" Lcd Flat Monitor; P4I X	41,017.67
Italy	Ascom Italia Spa	Pr 26106 Cisco Products	41,011.84
Italy	Dell Spa	Pr 25996 B1k Standard Workstations; P1I And P4I Std. Laptop;	40,597.42
Italy	Steelcase Strafor Italia Srl Filiale Di Roma	Pr 25991 - Office Furniture	39,710.00
Italy	Erreclima Systems S.r.l. (Please Use N. 42244)	Pr 26448 - Air-conditioning Equipment For Fao Office, Kabul	39,262.68
Italy	Dell Spa	Pr 28525 B1I Standard Dell Desktop Computers	39,192.40
Italy	Chimica Omnia Srl	Pr 25628 Uti/Mau/025/Mau - Laboratories Equipment	37,125.17
Italy	Dell Spa	Pr 28439 Rafxd - Srver	35,498.81
Italy	Technology & Global Service Srl	P.r. 26230 - Spare Parts For Mitsubishi Conditioning System	35,407.26
Italy	Telegroup Srl	Pr. 25681 - Rephasing Panels	35,181.71
Italy	Az Spa	Pr 26060 - Tyre Removers Osro/Irq/905/Dha	33,768.00
Italy	Gherardi Srl	Pr 24857 - Trailer, Plough, Carry All And Back Hoe For Proje	33,732.54
Italy	Impex Srl	Pr 26840 Osro/Bdi/303/Bel, Osro/Bdi/306/Usa And Osro/Bdi/305/Swe A	33,125.00
Italy	Harpa Italia Srl	Pr 28147 Afich - Laser Printers	31,619.53
Italy	Dell Spa	Pr 28000 Aff - Standard Computer And Accessories	30,551.64
Jamaica	Agro Grace Limited	Pr. 26420 - Npk And Ammonium Sulphate For Tcp/Jam/2902	66,539.92
Japan	Toyota Motor Corporation Africa Division, Gr	Gcp/Sen/057/Net 5 Toyota Hilux 4x4 Diesel Frsen 26088	86,160.00
Japan	Gerber, J & Company (Japan) Ltd	20 Motorcycles Gcp/Sen/057/Net Frsen 26147	39,500.00
Japan	Toyota Motor Corporation Africa Division,	Fpo 9-04615 - Vehicle And Accessories (001/2003)	37,455.96
Japan	Nissei Trading Co Ltd	Pr 24786 - Outboard Engines For Osro/Irq/120/Dha - Tcesd	34,380.00
Japan	Arano K & Co, Ltd	Pr. 26100 - Crop Threshers	33,452.00
Jordan	National United Trading And Invest Co Llc (Nu	Pr 28049 - Urea For Osro/Irq/341/Dha - Tcesd	51,167,200.00
Jordan	Mass Jordan For Investment And Trade	Pr 28049 - Urea 46:0:0 - For Fao Project Osro/Irq/341/Dha - Tcesd	18,375,000.00
Jordan	National United Trading And Invest Co Llc (Nu	Pr 27465 - Dap Fertilizer For Osro/Irq/341/Dha - Tcesd	15,240,000.00
Jordan	Middle East Agricultural And Trading Co. Ltd	Pr 27862 - Maize (Yellow Corn) For Osro/Irq/343/Dha - Tcesd	14,503,600.00
Jordan	National United Trading And Invest Co Llc (Nu	Pr 27107 - Dap Fertilizer For Osro/Irq/339/Dha - Tcesd	10,720,000.00
Jordan	Scientific Health & Agric Development Co. (Sh	Pr 27865 - Herbicides: Illoxan 28 % + 37% And Chevalier 15% W	6,377,400.00
Jordan	Modern International Trading Resources	Pr 28023 - Urea For Osro/Irq/348/Dha - Tcesd	5,900,000.00
Jordan	Sinokrot Poultry Farms	Pr 27545 - Hatching Eggs For Osro/Irq/343/Dha - Tcesd	3,730,250.00
Jordan	Mass Jordan For Investment And Trade	Pr 28023 - Urea For Osro/Irq/348/Dha - Tcesd	3,396,712.00
Jordan	Scientific Health & Agric Development Co. (Sh	Pr 27203 - Fungicide For Osro/Irq/340-902/Dha & Osro/Irq/336/Aul - Tc	3,055,112.50
Jordan	Scientific Health & Agric Development Co. (Sh	Pr 27679 - Fungicide For Osro/Irq/340/Dha - Repeat Order C-3665/Gp - 1	748,000.00
Jordan	Ala'aed Import & Export	Pr 26761 - Toyota Land Cruisers Gx-r For Osro/Irq/607/Dha - Tcesd	709,800.00
Jordan	Middle East Agricultural And Trading Co. Ltd	Pr 24668 - Hatching Eggs For Osro/Irq/213/Dha - Tcesd	667,755.00
Jordan	Medmac For Manuf. Agric. Chemic. & Vet. Prod.	Pr 27281 - Animal Parasitides For Osro/Irq/338/Dha - Tcesd	625,350.00
Jordan	National United Trading And Invest Co Llc (Nu	Pr 27996 - Order Issued For Payment Purposes Only, In Order To Pay In	478,625.00
Jordan	Antemina International Llc	Pr 25223 - Mobile Caravans For Osro/Irq/912/Dha - Tcesd	337,302.63
Jordan	Emad Abdullatif - Em Motors	Pr 27309 - Forklift Trucks For Osro/Irq/341/Dha - Tcesd	312,000.00
Jordan	National United Trading And Invest Co Llc (Nu	Pr 27127 - Dap For Osro/Irq/330/Uk - Tcesd	134,000.00
Jordan	Emad Abdullatif - Em Motors	Pr 28120 - Refrigerated Trucks - For Project Osro/Irq/338/Dh	124,000.00
Jordan	Jovac - Jordan Bio Industries Center	Pr 27413 - Ppr Vaccine, 30000 Vials Of 100 Doses Each, Including Diluer	76,000.00
Jordan	Antemina International Llc	Pr 25954 - Fertilizer For Project Osro/Irq/204/Dha	64,600.00
Jordan	Antemina International Llc	10 Containers Osro/Irq/905/Dha & 4 Containers Osro/Irq/902/Dha - Additi	35,000.00
Kenya	East African Seed Co Ltd	Pr 27370 Osro/Eth/307can - Kits Of Vegetable Seeds	82,896.79
Kenya	Spartan Trading Company	Pr. 26035 - Items 1 & 3 - Osro/Sud/210/Can & Osro/Sud/215/Ita.	58,775.00
Kenya	Jay Agencies Ltd	Pr. 26035 Items 2 & 4 - Tcoed Osro/Sud/210/Can & Osro/Sud/215/Ita.	54,092.00
Korea, Republic of	Dong Kwang International	Fisheries Equipment To Osro/Sud/304/Swe 306/Nor 309/Can 25992 T	72,562.00
Lebanon	Debbane Freres Trading Sal Offshore	Pr 27866 - Granstar @ 75% Df (Tribenuron Methyl) For Osro/Irq/345/Dh	1,471,313.00
Lebanon	Ard (Unifert) Sal	Pr 27491 - Fastac Pesticide For Osro/Irq/201/Dha - Tcesd	152,500.00
Lebanon	Ard (Unifert) Sal	Pr 25740 - Maize Seeds (707) For Osro/Irq/204/Dha - Tcesd	107,600.00
Lebanon	Ard (Unifert) Sal	Pr 27874 - Herbicides: Duplosan Super 60% - Project: Osro/Irq/345	101,850.00
Lebanon	Ard (Unifert) Sal	Pr 25679 - Beekeeping Equipment For Osro/Irq/202-909/Dha - Tcesd	100,951.51
Lebanon	Ard (Unifert) Sal	Pr 27492 - Insecticide, Marshal 10% G (A.I. Carbosulfan) For Project Osro	90,000.00
Lebanon	Ard (Unifert) Sal	Pr 27238 - Protective Clothing For Spraying Herbicides And Insecticides I	51,660.00
Lebanon	Ard (Unifert) Sal	Pr 25727 - Sunflower Seeds For Osro/Irq/104/Dha - Tcesd	48,000.00
Macedonia, The Form	Sanieport Doo	P.r. 25677 - Animal Feed - Osro/Alb/201/Nor	109,940.00
Macedonia, The Form	Doo Record Rc	P.r. 25677 Animal Feed	56,250.00
Malawi	Delt Tech Engineering Company	Pr. 26027 - Osro/Raf/206/Net - Treadle Pumps.	166,300.00
Malawi	Pannar Seed (Malawi) Ltd	Pr 26271 Osro/Raf/206/Net - Vegetable Seeds And Tools	54,092.00
Mauritania	Ets Brahim Ould Oumar Mamoune	Pr 27113 Project Tcp/Mau/2905 Sorghum Seeds	204,000.00
Moldova, Republic o	Srl Moara De Aur	Pr 27266 Project Tcp/Mol/2902 - Winter Wheat Seeds	285,000.00
Netherlands	Intervet International Bv	Pr 26721 - Fmd Vaccine For Osro/Irq/110/Dha - Tcesd	778,800.00
Netherlands	Simonis Bv Industrie-en Handelsondernernin	Pr 26192 Projects Osro/Bdi/201/Bel - 203/Bel- 204/Bel- 205/Net	238,981.00
Netherlands	Intervet International Bv	Pr 27413 - Decivac Fmd Alsa Trivalent (A22, O, Asia-1) Vaccine , Cattle I	225,000.00
Netherlands	Crompton Europe Bv	P.r. 26212 Igr For Dprk	178,693.74
Netherlands	Santpoort Project Supplies	Pr 23943 - Greenhouse Tunnels For Osro/Irq/106/Dha - Tcesd	117,746.00

**Major Equipment ordered by Agency during 2003**  
(Orders of USD 30,000 or more)

Agency/Country Procurement	Name of supplier	Description of goods (equipment)	Total Cost (USD)
<b>FAO cont.</b>			
Netherlands	Melchemie Holland Bv***Use Vendor No.42344*	Pr 27078 Osro/Bdi/302/Bel - Fertilizers	81,300.00
Netherlands	Melchemie Holland Bv***Use Vendor No.42344*	Pr 27043 - Petroleum Oil, 96% E.c. For Fao Project Osro/Irq/201/Dha - Tr	73,584.00
Netherlands	Santpoort Project Supplies	Pr 25467 - Greenhouse Tunnels For Osro/Irq/105/Dha - Tcesd	65,848.00
Netherlands	Simonis Bv Industrie-en Handelsondernernin	Pr 26248 Project Osro/Ang/203/Ita - 143 Mts. Npk	55,523.00
Netherlands	Eijkelkamp Agriseach Equipment Bv	Pr 26773 Osro/Irq/222/Dha "Spare Parts For Automatic Agro-meteorologi	49,680.31
Netherlands	Netherlands' Superintending & Sampling Comp	Pr 28243 - Superintendence On Po C 142630 (Urea For Osro/Irq/341/Dh	45,125.00
Netherlands	Melchemie Holland Bv***Use Vendor No.42344*	Pr. 27765 - Fertilizer For Tcp/Pak/2903	39,000.00
Netherlands	Bakker Brothers Zaadteelt En Zaadhandel B	Pr. 26334 - Vegetable Seeds For Tcp/Jam/2902	36,200.00
Netherlands	Netherlands' Superintending & Sampling Comp	Pr 27107 - Superintendence On Po C 137683 (Dap For Osro/Irq/339/Dha	35,480.00
Netherlands	Simonis Bv Industrie-en Handelsondernernin	Pr. 28427 - Igr For Osro/Afg/212/Ita	32,874.11
Netherlands	Simonis Bv Industrie-en Handelsondernernin	Pr 26685 Osro/Ang/302/Jpn - 25 Mt. Urea And 55 Mt. Npk	30,555.00
Nigeria	Genitech Nigeria Ltd	Pr 27085 Frnir - 716 Irrigation Pumps	232,340.00
Pakistan	Al Hamd Traders	Pr. 27229 - Urea For Gcp/Afg/018/Ec	220,000.00
Pakistan	Shukrana (Pvt) Limited	Pr. 26032 - Animal Feed Concentrate	172,782.00
Pakistan	Shukrana (Pvt) Limited	Pr. 26644 - Animal Feed Concentrate	97,499.98
Pakistan	Millat Tractors Limited	Pr 27185 Project Osro/Afg/210/Net - Tractors	40,448.00
Pakistan	Punjab Seed Corporation	Pr. 27736 - Wheat Seed	37,500.00
Pakistan	Allied Engineering & Services Ltd	Pr 26447 Ocdx - Generating Set	31,961.00
Pakistan	Bias Seed Industries***Not To Be Used***	Pr 24973 - Vegetable Seeds - Proj. Osro/Afg/212/Ita	30,450.00
Russian Federation	All Russian Research Institute For Animal Hea	Fmd Vaccine For Caucasian Countries	351,600.00
Russian Federation	Safire Ltd	Pr 27453 - Last-trip Containers - Project Osro/Irq/329/Dha	173,752.71
Rwanda	Rushingwa D. Fikiri***Use Vendor No.35751***	Pr. 22905 - Osro/Drc/210/Ec & Osro/Drc/111/Ec - Fishing Equipment.	134,611.00
Rwanda	Rushingwa D. Fikiri***Use Vendor No.35751***	25512 Osro/Drc/111/Ec Crops Seeds For Butenbo Goma Kisangan	90,568.00
Rwanda	Rushingwa D. Fikiri***Use Vendor No.35751***	Pr 26970 Osro/Drc/209/Swi - Fishing Equipment	69,492.50
Rwanda	Rushingwa D. Fikiri***Use Vendor No.35751***	25602 Foodcropseed Drc/210/Ec/Osro X Butembo, Goma, Buka	52,830.00
Rwanda	Rushingwa D. Fikiri***Use Vendor No.35751***	25046 Osro/Drc/209/Swi Fishing Gear	49,580.00
Rwanda	Maison Rushingwa D. Fikiri	Pr 26855 Osro/Drc/210/Ec - Food Crop Seeds	43,000.00
Rwanda	Barungu G & Fils Ets	25512 Drc/111/Ec Seed Food Crop Osro	32,200.00
Sierra Leone	Kamtech Ltd.	24287 Riceseed Sil Osro	108,000.00
Sierra Leone	Kamtech Ltd.	Pr 26852 Project Tcp/Ivc/2902 - Rice Seeds	98,000.00
Sierra Leone	Kamtech Ltd.	Pr 27256 Osro/Sil/302/Hcr -groundnuts	47,600.00
South Africa	Pannar Seed (Pty) Ltd (South Africa)	Pr 26630 Projects Osro/Ang/202/Usa, Osro/Ang/304/Swe And Osro/	1,290,330.00
South Africa	Capstone Seeds Pty Ltd	Food Crop Seeds Osro/Ang/204/Ec Pr 25064 Tceod	982,484.00
South Africa	V & M Grain Co	Pr 27688 Tceod Ang/03/006 Item 1 - Assorted Crop Seeds	981,785.00
South Africa	Capstone Seeds Pty Ltd	Pr. 26273 - Osro/Ang/302/Jpn - Crop Seeds.	526,876.60
South Africa	Omnia Fertilizer (South Africa)	Pr 25619 Granular/Prill Urea - Tceod/Osro/Zim/202/Ec.	346,000.00
South Africa	Capstone Seeds Pty Ltd	Pr 26492 Osro/Ang/303/Nor - Various Food Crops Seeds	280,952.65
South Africa	V & M Import And Export	Pr 27688 Tceod Ang/03/006 - Hand Tools	220,000.00
South Africa	V & M Grain Co	Pr 26918 Projects Osro/And/202/Usa, Osro/Ang/304/Swe And Osro/	79,365.00
South Africa	Biological Control Products	Pr 26994 Project Tcp/Urt/2802 - Metarhizium	58,331.66
Sri Lanka	Jinasena Group Of Companies	Pr.. 27714 - Engine-driven Water Pumps For Osro/Srl/301/Ec	59,250.00
Sri Lanka	Jinasena Group Of Companies	Pr. 25698 - Water Pumps	48,125.00
Sri Lanka	Keselwatta Agencies & Ind Pvt Ltd	Pr.25699 - Galvanized Buckets	42,120.00
Sri Lanka	Keselwatta Agencies & Ind Pvt Ltd	Pr.25699 - Galvanized Buckets	32,504.00
Sudan	Agri Business Sudan Company (Ltd)	Pr 26360 Vegetable And Crop Seeds	417,196.00
Sudan	Omdurmans Digging Equipment Materials Facts	Hoes,Machets,Sickles,Axes Tceod Osro/Sud/301-2/Nor 304/Swe	97,100.00
Suriname	Triangle Trading	Pr. 25646 - Laboratory Equipment For Suriname	30,724.25
Swaziland	Afritool Pty Ltd	Pr's 26527 Prject Osro/Ang/202/Usa & 26529 Project Osro/Ang/304/	371,320.24
Swaziland	Afritool Pty Ltd	Pr. 25071 - Osro/Ang/301/Ec - 90,000 Hoes & 90,000 Machetes.	201,600.00
Swaziland	Afritool Pty Ltd	Hoes Machetes Osro/Ang/302/Jpn 26567	105,120.00
Swaziland	Afritool Pty Ltd	25357 Tceod Osro/Raf/206/Net Seed-tools Kits 4000	97,040.00
Swaziland	Afritool Pty Ltd	Pr 26589 Project Osro/Ang/305/Hcr - Agricultural Tools To Be	65,520.00
Swaziland	Afritool Pty Ltd	P.r. 26506 - Osro/Ang/303/Nor - Hoes & Machetes.	53,760.00
Sweden	Biab International Ab	Pr 25097 - Digital Copiers For Osro/Irq/123-125/Dha - Tcesd	199,867.00
Switzerland	Syngenta Agro Ag	Pr 27859 -topik 100 Ec (Clodinafop-propargyl) And Lintur 70 Wg (Dicama	3,700,026.00
Switzerland	Syngenta Agro Ag	Pr 27425 - Fungicide For Osro/Irq/340/Dha - Tcesd	1,365,910.00
Switzerland	Vvr Scientific Products Int'l Div. Hq	Pr 27855 - Laboratory Chemicals - For Project Osro/Irq/338/Dh	45,939.00
Switzerland	Syngenta Agro Ag	Pr 27335 Osro/Irq/201/Dha Pesticide Ridomil Gold For N. Iraq	45,360.00
Tanzania, United Rep	Suba Agro-trading & Engineering Co. Lt	Prs 28231 & 28238 Tceod Osro/Urt/302/Nor & Tcp/Urt/2307	237,710.00
Tanzania, United Rep	Suba Agro-trading & Engineering Co. Lt	Pr 27925 Tceod Osro/Urt/301/Ire - Maize Seeds	149,225.00
Tanzania, United Rep	Suba Agro-trading & Engineering Co. Lt	Prs 28231 & 28238 Tceod Osro/Urt/302/Nor & Tcp/Urt/2307	136,223.00
Turkey	Sarten Ambalaj Sanayi Ve Ticaret As	Pr 26241 - Tomato Paste Packaging Cans For Osro/Irq/224/Dha - Tcesd	181,175.00
Turkey	Vetal Veteriner Asilari	Pr 27413 - Sheep And Goat Pox Vaccine - Project Osro/Irq/338/Dha	142,200.00
Turkey	Petrol Insaat Ve Dis Ticaret Ltd Sti	Pr 26784 Osro/Irq/116/Dha "Manure Spreaders For N. Iraq"	78,330.00
Uganda	Kiboko Enterprises Ltd.	Prs 26854 & 26900 Projects Osro/Drc/210/Ec, Osro/Drc/305/Usa, Osr	396,795.00
Uganda	Farm Inputs Care Centre (Fica) Ltd	Pr 27689 Tceod Tcp/Uga/2908 - Seeds And Tools	282,440.00
Uganda	Kiboko Enterprises Ltd.	Pr 28465 Tceod Osro/Drc/308/Ec - Hoes	82,244.00
Uganda	Kiboko Enterprises Ltd.	Hoes Osro/Drc/ Pr25508 Tceod	60,427.95
United Arab Emirate	Truebell Marketing & Trading Llc	Pr. 27020 - Vehicles For Afghanistan	436,229.75
United Arab Emirate	Truebell Marketing & Trading Llc	Pr 27160- Vehicles For Project (Gcp/Afg/029/Uk)	186,421.60
United Arab Emirate	Truebell Marketing & Trading Llc	Fpo 5-22916 - Vehicle (Spfp/Afg/2301)	45,810.00

**Major Equipment ordered by Agency during 2003**  
(Orders of USD 30,000 or more)

Agency/Country Procurement	Name of supplier	Description of goods (equipment)	Total Cost (USD)
<b>FAO cont.</b>			
United Kingdom	Midgulf International Ltd	Pr. 27229 - Fertilizers For Gcp/Afg/018/Ec	366,300.00
United Kingdom	Astel Computer Systems Ltd	Prs 25086/25097 - Computer Equip. For Osro/Irq/101-121-125/Dha - Tce:	293,062.40
United Kingdom	Land Rover & Ford Project Vehicles**Use No.36	Pr 27248 Osro/Irq/338/Dha Mobile Veterinary Clinics (Qty.8) Fo	238,843.76
United Kingdom	Land Rover & Ford Project Vehicles**Use No.36	Pr 27136 Osro/Irq/110/Dha Mobile Veterinary Clinics For N. Ira	217,247.03
United Kingdom	Codan (Uk) Ltd	P.r. 26936 - Codan Radios For Afghanistan	129,219.75
United Kingdom	Harris Associates Ltd	Pr. 26667 - Pigs For Tcp/Bhu/0166	70,531.45
United Kingdom	Biological Diagnostic Supplies Ltd	Pr 27278 Rafrd Tcp/Gam/0166 - Laboratory Equipment	64,195.62
United Kingdom	Micron Sprayers Limited	Pr 27081 - Spraying Equipment (Tcp/Mon/2902)	63,204.81
United Kingdom	Micron Sprayers Limited	Pr 26103 - Spray System For Dpr Korea	58,565.00
United Kingdom	Micron Sprayers Limited	Pr. 26700 - Ulva Sprayers	55,974.50
United Kingdom	Biological Diagnostic Supplies Ltd**Use 39566*	Pr 24556 - Laboratory Equipment - For Project Osro/Irq/911/Dh	55,785.36
United Kingdom	Lovell Johns Limited	Pr. 28063 - Global Vegetation Maps	47,505.94
United Kingdom	Dando Drilling International Ltd	Pr 27186 - Training & Support Programme From Dando Drilling - Osro/Irq	45,315.00
United Kingdom	Casella Cel Ltd	Pr 27175 - Spare Parts For Casella Agro-metereological Sta	41,464.00
United Kingdom	Vita (Europe) Ltd	Pr 26893 - Folbex Va For Osro/Irq/202/Dha - Tcesd	41,185.00
United Kingdom	Pesticide Action Network Uk	Mozambique: Independent Monitoring On National Inventor	39,821.00
United Kingdom	Martindale Ralph (Exports) Ltd	P.r. 25484 - Agricultural Tools - Osro/Sri/201/Ec	38,600.00
United Kingdom	Micron Sprayers Limited	Pr. 25654 - Ulv + Sprayers For Various Countries	36,550.00
United Kingdom	Bias Laboratory Consultants & Suppliers	Fpo 5-22752 - Lab Chemical & Equipment (Tcp/Eth/2902)	36,427.74
United Kingdom	Biological Diagnostic Supplies Ltd	Pr 25555 - Tcp/Eth/0168 - Elisa Kits For Detection Of Rvf - Tceod	33,000.00
USA	Valent Biosciences Corporation	P.r. 26931 - Tcp/Mon/2902 - Biopesticide Foray 76 B	182,243.60
USA	Hoffman Manufacturing Company	Pr. 27336 - Laboratory Equipment For Osro/Afg/210/Net	100,379.46
USA	Seedburo Equipment Company International D	Pr 27175 - Spare Testing Equipment For Project Osro/Irq/107/Dh	85,185.46
USA	PerkinElmer Life And Analytical Sciences	Pr. 28429 - Gas Chromatograph For Tcp/Hai/2802	63,112.80
USA	Africair Inc	Spare Parts & Repairs To Aircraft Tceod Tcp/Urt/2802	45,167.53
USA	Hoffman Manufacturing Company	Pr 26005 - Seed Testing Equipment For Project Osro/Irq/107/Dh	31,802.73
Venezuela	Grupo Stamina C.a.	Pr 27075 Fiven - 25 Computers Dell	43,471.00
Viet Nam	N.k.b. Trading & Service Co Ltd	25569 Motorcycles Utf/Prc/001/Prc Frcon Line 1 Of Pr	43,384.00
Viet Nam	N.k.b. Trading & Service Co Ltd	For Payment Purposes Only	43,384.00
Viet Nam	N.k.b. Trading & Service Co Ltd	25569 Motorcycles Utf/Prc/001/Prc Frcon Line 1 Of Pr	43,384.00
Zambia	Turtle Agro Mining Ltd	Pr 27012 Osro/Zam/301/Uk - Lime	99,992.00
Zambia	Horemans Investments Ltd	Pr 27012 Osro/Zam/301/Uk - Groundnut Seeds Var. Mgv4	62,650.00
Zimbabwe	Prime Seed (Pvt) Ltd	Pr. 25937 - Veg. Seed Kits - Osro/Zim/202/Ec.	529,685.00
<b>IAEA</b>			
Argentina	Turbinas Labala	Non-Nuclear Industrial Equipment	65,000.00
Australia	CSIRO Exploration and Mining	Nuclear Research / Radiation Monitoring Instruments	68,400.00
Australia	CSIRO Exploration and Mining	Nuclear Research / Radiation Monitoring Instruments	61,650.00
Australia	Auslog Pty Ltd (Wireline Logging Services)	Spectrometer Nuclear	52,284.00
Austria	Waters Gesellschaft m.b.H..	Chromatograph, HPLC	171,335.83
Austria	Canberra Packard Central Europe GmbH	Nuclear Research / Radiation Monitoring Instruments	145,930.00
Austria	Canberra Packard Central Europe GmbH	Spectrometer, Emission	119,830.00
Austria	Canberra Packard Central Europe GmbH	Nuclear Medicine Equipment	107,493.13
Austria	Canberra Packard Central Europe GmbH	TLD Reader	104,451.45
Austria	MEET Handels GmbH	Nuclear Research / Radiation Monitoring Instruments	91,700.00
Austria	PerkinElmer Life Sciences (Austria) GmbH	Counter, Liquid Scintillation Automatic	87,285.00
Austria	Canberra Packard Central Europe GmbH	Nuclear Research / Radiation Monitoring Instruments	84,800.00
Austria	MEET Handels GmbH	Nuclear Research / Radiation Monitoring Instruments	75,000.00
Austria	Panametrics Messtechnik Ges.M.B.H.	Non-Destructive Testing Equipment (Non-Radioactive)	72,969.12
Austria	Canberra Packard Central Europe GmbH	Accelerator, Cyclotron	71,660.42
Austria	Bitt Technology-A Gessellschaft m.b.H	Air Monitoring Equipment	71,200.00
Austria	HVD Life Science Vertriebs-GmbH	Counter, Liquid Scintillation Automatic	69,087.10
Austria	MEET Handels GmbH	Nuclear Research / Radiation Monitoring Instruments	62,699.98
Austria	Agilent Technologies GmbH	Chromatograph, HPLC	61,668.46
Austria	Canberra Packard Central Europe GmbH	Nuclear Research / Radiation Monitoring Instruments	61,294.00
Austria	Canberra Packard Central Europe GmbH	Nuclear Research / Radiation Monitoring Instruments	54,619.23
Austria	Canberra Packard Central Europe GmbH	Nuclear Research / Radiation Monitoring Instruments	54,270.00
Austria	Canberra Packard Central Europe GmbH	Nuclear Research / Radiation Monitoring Instruments	51,880.00
Austria	Agilent Technologies GmbH	Chromatograph, Gas	50,479.45
Austria	HVD Life Science Vertriebs-GmbH	Nuclear Medicine Equipment	38,818.04
Austria	Canberra Packard Central Europe GmbH	Nuclear Medicine Equipment	38,525.59
Austria	Shimadzu Handelsgesellschaft mbH	Spectrophotometer, Atomic Absorption	37,775.58
Austria	THP Medical Products Vertriebs GmbH	Nuclear Medicine Equipment	35,078.65
Austria	Berthold Technologies GmbH	Nuclear Medicine Equipment	31,210.99
Austria	Canberra Packard Central Europe GmbH	Nuclear Research / Radiation Monitoring Instruments	31,000.00
Belarus	Isotope Technologies	Isotopes, Radioactive	33,000.00
Belarus	Atomtex	Nuclear Research / Radiation Monitoring Instruments	31,940.57
Belgium	PerkinElmer Life Science (formerly Packard Bioscience)	Counter, Liquid Scintillation Automatic	62,242.89
Belgium	PerkinElmer Life Science (formerly Packard Bioscience)	Counter, Liquid Scintillation Automatic	61,505.39
Belgium	PerkinElmer Life Science (formerly Packard Bioscience)	Counter, Liquid Scintillation Automatic	56,697.70
Belgium	PerkinElmer Life Science (formerly Packard Bioscience)	Laboratory Equipment and Supplies	45,316.70
Belgium	PerkinElmer Life Science (formerly Packard Bioscience)	Counter, Liquid Scintillation Automatic	30,025.00
Bulgaria	Resident Representative of the U.N. - BUL	Services, Waste Conditioning	39,000.00

**Major Equipment ordered by Agency during 2003**  
(Orders of USD 30,000 or more)

Agency/Country Procurement	Name of supplier	Description of goods (equipment)	Total Cost (USD)
<b>IAEA cont.</b>			
Canada	MDS Nordion	Radiotherapy Planning System	385,866.00
Canada	MDS Nordion	Radiotherapy Equipment - Cobalt-60 Machine - Standing Offer	339,116.00
Canada	MDS Nordion	Radiotherapy Equipment - Teletherapy Equipment, Cobalt-60 Machine	275,453.00
Canada	MDS Nordion	Radiotherapy Planning System	180,207.00
Canada	MDS Nordion	Nuclear Medicine Equipment	135,372.00
Canada	MDS Nordion	Radiotherapy Planning System	98,064.20
Canada	MDS Nordion	Radiotherapy Equipment - Teletherapy Equipment, Cobalt-60 Machine	69,900.00
Canada	MDS Nordion	Radiotherapy Equipment - Teletherapy Equipment, Cobalt-60 Machine	65,000.00
Canada	Pylon Electronics Inc.	Nuclear Research / Radiation Monitoring Instruments	39,322.00
China	China Nuclear Energy Industry Corporation (CNEIC)	Reactor	245,993.65
China	Everest VIT	Reactor Equipment	58,549.00
China	Jacky's International	Computer Equipment, Other	43,924.10
Czech Republic	Nuclear Research Institute Rez plc	Services, Engineering Design	127,352.00
Czech Republic	Nuclear Research Institute Rez plc	Services, Technical	55,000.00
Czech Republic	Nuclear Research Institute Rez plc	Services, Engineering Design	52,648.00
Czech Republic	Nuclear Research Institute Rez plc	Services, Technical	45,787.73
Czech Republic	Nuclear Research Institute Rez plc	Services, Technical	40,866.73
Czech Republic	Advanced Technology Group s.r.o.	Non-Destructive Testing Equipment (Non-Radioactive)	38,893.88
Denmark	Skjold Saebj A/S	Agricultural Equipment	119,970.97
Denmark	Risoe National Laboratory	Laboratory Equipment and Supplies	103,121.10
Denmark	FORCE Technology	Non-Destructive Testing Equipment (Radioactive)	67,605.00
Denmark	FORCE Technology	Non-Destructive Testing Equipment (Radioactive)	40,900.00
Denmark	Vestergaard Frandsen Group	Entomological Equipment & Supplies	33,785.00
Egypt	Ultra Tech Inc.	Chemicals	31,063.75
Ethiopia	Resident Representative of the U.N. - ETH	Services, Local Purchase	30,000.00
France	CERCA	Reactor, Fuel	3,600,000.00
France	CIS bio international	Radiotherapy Equipment - Brachytherapy Equipment	83,511.14
France	CIS bio international	Radiotherapy Equipment - Brachytherapy Equipment	82,655.83
France	Thermo Finnigan France	Chromatograph, HPLC	70,773.30
France	CEA - Commissariat A L'Energie Atomique	Non-Destructive Testing Equipment (Radioactive)	43,945.07
France	EDF R&D	Services, Technical	42,089.89
France	MGP Instruments	Air Monitoring Equipment	41,540.11
France	CERCA	Reactor, Fuel	30,650.00
Germany	Siemens AG - Medical Solutions	Gamma Camera	242,625.00
Germany	Siemens AG - Medical Solutions	Nuclear Medicine Equipment	230,360.00
Germany	CMS GmbH - Computerized Medical Systems	Radiotherapy Planning System	199,559.91
Germany	CMS GmbH - Computerized Medical Systems	Radiotherapy Planning System	130,611.97
Germany	Siemens AG - Medical Solutions	X-Ray Equipment	117,901.71
Germany	CMS GmbH - Computerized Medical Systems	Nuclear Medicine Equipment	105,305.87
Germany	Callidus Precision Systems GmbH	Miscellaneous	104,174.14
Germany	Thermo Electron Corporation	TLD Reader	99,131.35
Germany	Scanditronix Wellhöfer GmbH	Nuclear Medicine Equipment	98,606.58
Germany	CMS GmbH - Computerized Medical Systems	Radiotherapy Planning System	89,667.46
Germany	Brabender OHG	Non-Destructive Testing Equipment (Non-Radioactive)	84,778.62
Germany	Hans Waelischmiller GmbH.	Hot Cells and In-Cell Equipment	84,144.82
Germany	Meta Systems GmbH	Laboratory Equipment and Supplies	82,668.65
Germany	Spectro Analytical Instruments GmbH	Spectrometer, Emission	77,403.25
Germany	MDS Nordion GmbH	Radiotherapy Planning System	64,019.99
Germany	Fischer Analysen Instrumente GmbH	Agricultural Equipment	61,031.85
Germany	Westmeier (Dr.) GmbH	Laboratory Equipment and Supplies	60,377.15
Germany	Thermo Electron Corporation	TLD Reader - Standing Offer	54,094.00
Germany	LABSCO - Laboratory Supply Company GmbH & Co. KG	Laboratory Equipment and Supplies	49,593.02
Germany	LABSCO - Laboratory Supply Company GmbH & Co. KG	Laboratory Equipment and Supplies	49,094.29
Germany	Linn High Therm GmbH	Laboratory Equipment and Supplies	48,613.74
Germany	Agfa NDT Pantak Seifert GmbH & Co. KG	X-Ray Equipment	44,943.82
Germany	LABSCO - Laboratory Supply Company GmbH & Co. KG	Laboratory Equipment and Supplies - Standing Offer	43,849.60
Germany	LABSCO - Laboratory Supply Company GmbH & Co. KG	Laboratory Equipment and Supplies - Standing Offer	42,782.52
Germany	PTW Freiburg (Physikalisch-Technische Werkstaetten)	Tools	41,697.88
Germany	LAP GmbH Laser Applikationen	Radiotherapy Planning System	41,298.38
Germany	Scanditronix Wellhöfer GmbH	Nuclear Medicine Equipment	39,470.66
Germany	LABSCO - Laboratory Supply Company GmbH & Co. KG	Laboratory Equipment and Supplies - Standing Offer	35,703.89
Germany	LABSCO - Laboratory Supply Company GmbH & Co. KG	Laboratory Equipment and Supplies	35,095.72
Germany	Target Systemelectronic GmbH.	Nuclear Research / Radiation Monitoring Instruments	34,560.57
Germany	LABSCO - Laboratory Supply Company GmbH & Co. KG	Laboratory Equipment and Supplies	34,559.78
Germany	Westmeier (Dr.) GmbH	Nuclear Research / Radiation Monitoring Instruments	34,531.84
Germany	LABSCO - Laboratory Supply Company GmbH & Co. KG	Laboratory Equipment and Supplies	31,882.86
Germany	LABSCO - Laboratory Supply Company GmbH & Co. KG	Laboratory Equipment and Supplies - Standing Offer	31,810.65
Germany	FCI Frenzel Consulting & Instruments	Laboratory Equipment and Supplies	31,121.89
Germany	LABSCO - Laboratory Supply Company GmbH & Co. KG	Hydrology Equipment	30,082.68
Guatemala	MOSCAMED Program / USDA, APHIS, IS	Entomological Equipment & Supplies	151,138.81
Guatemala	MOSCAMED Program / USDA, APHIS, IS	Entomological Equipment & Supplies	104,233.65
Guatemala	MOSCAMED Program / USDA, APHIS, IS	Entomological Equipment & Supplies	41,693.44
Haiti	Resident Representative of the U.N. - HAI	Services, Local Purchase	30,000.00
Hungary	Csepel Mernokiroda Ltd.	Radioactive Waste Processing Equipment	113,932.56
Hungary	Mediso Medical Equipment Development and Service Ltd.	Gamma Camera	91,162.42
India	Rapid Agri Biotech Consultants	Agricultural Equipment	32,680.00
Iran, Islamic Republic of	Resident Representative of the U.N. - IRA	Services, Feasibility Studies	50,000.00
Israel	Arava Development Co. Ltd.	Services, Transportation	83,946.95

**Major Equipment ordered by Agency during 2003**  
(Orders of USD 30,000 or more)

Agency/Country Procurement	Name of supplier	Description of goods (equipment)	Total Cost (USD)
<b>IAEA cont.</b>			
Italy	Ital Structures	Spectrometer Nuclear	148,057.44
Italy	Comecer Srl	Hot Cells and In-Cell Equipment	78,651.69
Italy	Tecnologie Avanzate T.A. Srl	Nuclear Medicine Equipment	53,121.10
Jamaica	Resident Representative of the U.N. - JAM	Services, Local Purchase	68,000.00
Jamaica	Resident Representative of the U.N. - JAM	Services, Local Purchase	65,000.00
Kazakhstan	Leica Centre EATC Ltd	Surveying and Navigation Equipment	41,211.76
Lebanon	Technoline S.A.L.	Chromatograph, Gas	58,375.02
Mali	Resident Representative of the U.N. - MLI	Services, Local Purchase	36,902.25
Netherlands	Nucletron International B. V.	Radiotherapy Equipment - Brachytherapy Equipment	247,135.74
Netherlands	Nucletron International B. V.	Radiotherapy Equipment - Brachytherapy Equipment	220,002.50
Netherlands	Nucletron International B. V.	Radiotherapy Equipment - Brachytherapy Equipment	152,724.09
Netherlands	Von Gahlen Nederland B.V.	Hot Cells and In-Cell Equipment	102,765.71
Netherlands	Nucletron International B. V.	Radiotherapy Equipment - Brachytherapy Equipment	84,893.88
Netherlands	PANalytical B.V. EMEA HQ	Spectrometer Nuclear	59,925.09
Netherlands	Exploranium c/o Exploranium GS Ltd	Laboratory Equipment and Supplies	51,540.00
Netherlands	Nucletron International B. V.	Radiotherapy Planning System	46,400.01
New Zealand	Institute of Geological and Nuclear Sciences	Non-Destructive Testing Equipment (Radioactive)	31,050.00
Poland	Centre of Laser Technology - LASERINSTRUMENTS Ltd.	Welding Equipment	58,489.39
Poland	Institute of Nuclear Chemistry and Technology	X-Ray Equipment	50,266.92
Poland	University of Krakow - Mining and Metallurgy	Tritium Enrichment Equipment	34,000.00
Poland	University of Krakow - Mining and Metallurgy	Tritium Enrichment Equipment	33,750.00
Romania	S.C. Simtex S.A.	Laboratory Equipment and Supplies	38,600.00
Russian Federation	Research and Development Company SOSNY plc	Services, Waste Conditioning	399,500.00
Russian Federation	Research and Development Company SOSNY plc	Services, Waste Conditioning	365,000.00
Russian Federation	Joint Stock Company "TVEL" Corporation	Reactor, Fuel	169,400.00
Russian Federation	All-Regional Corporation "Izotop"	Services, Waste Conditioning	105,500.00
Russian Federation	Scientific Production Centre "ASPECT"	Nuclear Research / Radiation Monitoring Instruments	100,000.00
Russian Federation	OEC NIKIMT	Services, Technical	80,000.00
Russian Federation	Scientific Production Centre "ASPECT"	Nuclear Research / Radiation Monitoring Instruments	75,900.00
Russian Federation	NPP Doza	TLD Reader	69,150.00
Russian Federation	Techsnabexport Co. Ltd	Accelerator, Cyclotron	59,948.00
Russian Federation	State Scientific Centre Research Institute of Atomic Reactor	Services, Technical	50,000.00
Russian Federation	FSUE Atomspetstrans	Services, Inspection	46,029.96
Russian Federation	OOO NPF "Gella-TECO"	Radioactive Waste Processing Equipment	42,569.00
Russian Federation	Scientific Production Centre "ASPECT"	Nuclear Research / Radiation Monitoring Instruments	39,484.30
Russian Federation	Research and Development Company SOSNY plc	Services, Technical	36,000.00
Russian Federation	FSUE "NIEFA" The D.V. Efremov Scientific Research	Services, Repairs	33,560.01
Russian Federation	Isoflex/Moscow	Chemicals	32,800.00
Slovakia	VUJE Trnava Inc.	Radioactive Waste Processing Equipment	59,185.51
Slovakia	VUJE Trnava Inc.	Services, Technical	56,970.00
Slovenia	XLAB Ltd.	Telecommunication Equipment	129,000.00
Slovenia	EXPO COMM inzeniring, d.o.o.	Nuclear Medicine Equipment	88,749.97
Slovenia	XLAB Ltd.	Computer Software	60,000.00
Slovenia	AMES avtomatski merilni sistemi za okolje d.o.o.	Air Monitoring Equipment	53,220.97
South Africa	TECMED (PTY) Ltd	X-Ray Equipment	66,393.92
Spain	Telstar Industrial S.L.	Laboratory Equipment and Supplies	85,391.12
Switzerland	CAMAG	Laboratory Equipment and Supplies	41,647.27
Switzerland	Solexperts AG	Hydrology Equipment	38,665.19
Switzerland	Essex Chemie AG	Chemicals	31,490.00
United Kingdom	Thermo Electron Chromatography and Mass Spectrometry	Spectrometer Mass	173,709.51
United Kingdom	Ametek Advanced Measurement Technology	Spectrophotometer	122,420.00
United Kingdom	Thermo Electron Chromatography and Mass Spectrometry	Spectrometer Mass	109,238.45
United Kingdom	Ametek Advanced Measurement Technology	Nuclear Research / Radiation Monitoring Instruments	89,770.00
United Kingdom	GEO VISTA	Hydrology Equipment	82,925.71
United Kingdom	Sonatest	Non-Destructive Testing Equipment (Non-Radioactive)	71,209.54
United Kingdom	Agfa NDT Ltd. (formerly Pantak Limited)	Nuclear Medicine Equipment	67,836.47
United Kingdom	BIODOT Ltd	Nuclear Medicine Equipment	67,738.00
United Kingdom	Agfa NDT Ltd. (formerly Pantak Limited)	X-Ray Equipment	67,609.24
United Kingdom	Ametek Advanced Measurement Technology	Nuclear Research / Radiation Monitoring Instruments	67,490.00
United Kingdom	Agfa NDT Ltd. (formerly Pantak Limited)	X-Ray Equipment	67,364.74
United Kingdom	Ametek Advanced Measurement Technology	Nuclear Research / Radiation Monitoring Instruments	42,133.00
United Kingdom	RAYTEK SCIENTIFIC Limited	Nuclear Medicine Equipment	36,417.41
United Kingdom	Tinius Olsen Limited	Testing Equipment	36,152.46
United Kingdom	Raytek Scientific Limited	Medical Equipment	31,323.38
United Kingdom	Fisher Scientific UK	Laboratory Equipment and Supplies	31,240.34
United Kingdom	Ametek Advanced Measurement Technology	Spectrometer Nuclear	31,000.00
United Kingdom	Ametek Advanced Measurement Technology	Electronic Equipment and Components	30,080.00
United Kingdom	Ametek Advanced Measurement Technology	Nuclear Research / Radiation Monitoring Instruments	30,000.00
USA	Siemens Medical Solutions	Gamma Camera	263,924.97
USA	Siemens Medical Solutions	Gamma Camera	256,525.00
USA	Siemens Medical Solutions	Gamma Camera	243,325.08
USA	Siemens Medical Solutions	Nuclear Medicine Equipment	242,125.00
USA	Hopewell Designs Inc	Nuclear Research / Radiation Monitoring Instruments	149,893.71
USA	G E Panametrics	Non-Destructive Testing Equipment (Radioactive)	144,460.00

**Major Equipment ordered by Agency during 2003**  
(Orders of USD 30,000 or more)

Agency/Country Procurement	Name of supplier	Description of goods (equipment)	Total Cost (USD)
<b>IAEA cont.</b>			
USA	Hopewell Designs Inc	Nuclear Research / Radiation Monitoring Instruments	89,048.13
USA	VWR International (USA)	Laboratory Equipment and Supplies	76,588.24
USA	Hopewell Designs Inc	Nuclear Research / Radiation Monitoring Instruments	75,500.00
USA	Oyster Bay Pump Works, Inc	Nuclear Medicine Equipment	75,000.00
USA	U.S. Geological Survey	Services, Technical	70,000.00
USA	PerkinElmer Inc.	Spectrophotometer, Atomic Absorption	69,945.48
USA	BNFL Instruments Inc	Nuclear Research / Radiation Monitoring Instruments	69,850.00
USA	Hopewell Designs Inc	Nuclear Research / Radiation Monitoring Instruments	65,302.49
USA	SFSI - Service for Science and Industry, Inc.	Electronic Equipment and Components	55,361.00
USA	QUANTACHROME Instruments	Laboratory Equipment and Supplies	54,364.00
USA	Z Corporation	Laboratory Equipment and Supplies	46,744.99
USA	Cem Corporation	Agricultural Equipment	45,300.60
USA	Clarkson University	Services, Technical	39,998.00
USA	VWR International (USA)	Laboratory Equipment and Supplies - Standing Offer	37,564.90
USA	SFSI - Service for Science and Industry, Inc.	Laboratory Equipment and Supplies	36,688.00
USA	SFSI - Service for Science and Industry, Inc.	Laboratory Equipment and Supplies	36,195.00
USA	VWR International (USA)	Laboratory Equipment and Supplies	35,518.00
USA	Magee Scientific	Air Monitoring Equipment	35,231.43
USA	Atlas Medical Technologies LLC	Nuclear Medicine Equipment	34,270.00
USA	Cem Corporation	Laboratory Equipment and Supplies	33,698.00
USA	VWR International (USA)	Laboratory Equipment and Supplies - Standing Offer	32,605.91
USA	Planson International Company	Computer System, PC	32,121.00
USA	Planson International Company	Electronic Equipment and Components	30,231.00
<b>IAPSO</b>			
Austria	Avc	CPU Cooler	162,559.08
Canada	Code Incorporated	Photographic Equipment	445,732.38
Canada	Code Incorporated	Photographic Equipment	374,562.46
China	Tianjin	Mosquito Nets	117,445.61
Denmark	Dell Computer (Denmark)	It Equipment	1,377,405.00
Denmark	Maersk Data Industries	It Equipment	894,602.04
Denmark	Netdesign	It Equipment	658,219.60
Denmark	Kjaer & Kjaer (Suzette K)	Motorvehicles	648,352.40
Denmark	Topnordic	It Equipment	567,841.17
Denmark	Maersk Data Industries	It Equipment	282,224.58
Denmark	Topnordic	It Equipment	235,777.48
Denmark	Kjaer & Kjaer A/S	Motorvehicles	210,935.91
Denmark	Hp	Computer Equipment	182,407.30
Denmark	Topnordic	It Equipment	151,689.23
Denmark	Dell Computer (Denmark)	It Equipment	148,247.70
Denmark	Stryker	Medical Equipment	132,113.77
Denmark	Dell Computer (Denmark)	It Equipment	129,002.67
Denmark	Kjaer & Kjaer (Suzette K)	Motorvehicles	118,256.76
Denmark	Undp/lapso	Motorvehicles	104,277.00
Denmark	Dell Computer (Denmark)	It Equipment	99,371.76
Denmark	Hp	Computer Equipment	89,298.54
Denmark	Maersk Data Industries	It Equipment	87,531.27
Denmark	Maersk Data Industries	It Equipment	87,531.27
Denmark	Danmon Systems	Data And video Equipment	86,064.14
Denmark	Topnordic	It Equipment	85,074.48
Denmark	Netdesign	It Equipment	84,694.98
Denmark	Topnordic	It Equipment	81,611.30
Denmark	Dell Computer (Denmark)	It Equipment	77,539.70
Denmark	Dell Computer (Denmark)	It Equipment	74,961.94
Denmark	Topnordic	It Equipment	73,390.54
Denmark	Kjaer & Kjaer A/S	Motorvehicles	71,661.85
Denmark	Peter Justesen Company A/S	It Equipment	70,172.45
Denmark	Dell Computer (Denmark)	It Equipment	70,152.08
Denmark	Maersk Data Industries	It Equipment	70,112.92
Denmark	Kjaer & Kjaer A/S	Motorvehicles	69,099.18
Denmark	Gmisu	Motorvehicles	68,050.88
Denmark	Topnordic	It Equipment	67,772.89
Denmark	Dell Computer (Denmark)	It Equipment	67,041.66
Denmark	Kjaer & Kjaer A/S	Motorvehicles	65,518.27
Denmark	Maersk Data Industries	It Equipment	64,860.77
Denmark	Maersk Data Industries	It Equipment	64,462.11
Denmark	Peter Justesen Company A/S	It Equipment	64,281.09
Denmark	Bukkehave Ltd.	Motorvehicles	60,378.14
Denmark	Dell Computer (Denmark)	It Equipment	60,276.62
Denmark	Topnordic	It Equipment	59,264.37
Denmark	Topnordic	It Equipment	58,153.07
Denmark	Maersk Data Industries	It Equipment	57,532.35
Denmark	Bukkehave Ltd.	Motorvehicles	53,965.50
Denmark	Gmisu	Motorvehicles	53,343.15
Denmark	Dell Computer (Denmark)	It Equipment	53,095.64
Denmark	Dell Computer (Denmark)	It Equipment	52,908.95
Denmark	Bukkehave Ltd.	Motorvehicles	52,445.08
Denmark	Maersk Data Industries	It Equipment	51,806.70
Denmark	Bukkehave Ltd.	Motorvehicles	51,468.33
Denmark	Topnordic	It Equipment	51,410.90
Denmark	Kndl	It Equipment	50,788.40
Denmark	Maersk Data Industries	It Equipment	49,757.83
Denmark	Danish Camp Supply	It Equipment	49,506.32
Denmark	Dell Computer (Denmark)	It Equipment	49,280.47
Denmark	Bukkehave Ltd.	Motorvehicles	49,138.87
Denmark	Dell Computer (Denmark)	It Equipment	47,936.51
Denmark	Maersk Data Industries	It Equipment	47,926.80



**Major Equipment ordered by Agency during 2003**  
(Orders of USD 30,000 or more)

Agency/Country Procurement	Name of supplier	Description of goods (equipment)	Total Cost (USD)
<b>IAPSO cont.</b>			
Denmark	Dell Computer (Denmark)	It Equipment	47,820.13
Denmark	Dell Computer (Denmark)	It Equipment	47,738.80
Denmark	Bukkehave Ltd.	Motorvehicles	47,151.08
Denmark	Dell Computer (Denmark)	It Equipment	46,112.62
Denmark	Maersk Data Industries	It Equipment	44,246.04
Denmark	Maersk Data Industries	It Equipment	43,149.46
Denmark	Bukkehave Ltd.	Motorvehicles	42,111.00
Denmark	Bukkehave Ltd.	Motorvehicles	41,270.98
Denmark	Dell Computer (Denmark)	It Equipment	41,048.20
Denmark	Dell Computer (Denmark)	It Equipment	40,692.83
Denmark	Gmisu	Motorvehicles	39,755.84
Denmark	Bukkehave Ltd.	Motorvehicles	38,456.99
Denmark	Maersk Data Industries	It Equipment	38,430.44
Denmark	Bukkehave Ltd.	Motorvehicles	37,947.40
Denmark	Kjaer & Kjaer (Suzette K)	Motorvehicles	36,266.47
Denmark	Dell Computer (Denmark)	It Equipment	35,239.04
Denmark	Maersk Data Industries	It Equipment	35,078.28
Denmark	Gmisu	Motorvehicles	34,931.68
Denmark	Maersk Data Industries	It Equipment	34,633.53
Denmark	Undp/lapso		34,400.01
Denmark	Kjaer & Kjaer (Suzette K)	Vehicles	34,282.33
Denmark	Topnordic	It Equipment	33,805.18
Denmark	Maersk Data Industries	It Equipment	33,584.96
Denmark	Dell Computer (Denmark)	It Equipment	33,479.36
Denmark	Kjaer & Kjaer A/S	Motorvehicles	33,136.00
Denmark	Canon	Digital And Network Equipment	32,716.71
Denmark	Peter Justesen Company A/S	It Equipment	32,172.36
Denmark	Maersk Data Industries	It Equipment	32,147.50
Denmark	Gmisu	Motorvehicles	31,434.10
Denmark	Maersk Data Industries	It Equipment	31,413.63
Denmark	Maersk Data Industries	It Equipment	30,991.70
Denmark	Dell Computer (Denmark)	It Equipment	30,911.27
Denmark	Undp/lapso		30,488.43
Denmark	Maersk Data Industries	It Equipment	30,478.35
Denmark	Undp/lapso		30,197.64
Denmark	Hp	Computer Equipment	30,138.42
France	Sodexa	Motorvehicles	192,179.28
France	Sodexa	Motorvehicles	88,687.56
France	Sodexa	Motorvehicles	70,968.93
France	Sodexa	Motorvehicles	65,484.17
France	S.f.c.e		39,331.40
France	Sodexa	Motorvehicles	32,639.16
France	Sodexa	Motorvehicles	31,320.87
France	Sodexa	Motorvehicles	30,097.77
Germany	Daimlerchrysler Ag	Motorvehicles	32,522.10
Germany	Daimlerchrysler Ag	Motorvehicles	31,757.84
Gibraltar	Toyota Gibraltar Stockholdings	Motorvehicles	193,228.94
Gibraltar	Toyota Gibraltar Stockholdings	Motorvehicles	192,566.90
Gibraltar	Toyota Gibraltar Stockholdings	Motorvehicles	122,406.80
Gibraltar	Toyota Gibraltar Stockholdings	Motorvehicles	49,543.96
Gibraltar	Toyota Gibraltar Stockholdings	Motorvehicles	40,046.28
Gibraltar	Toyota Gibraltar Stockholdings	Motorvehicles	37,385.21
Gibraltar	Toyota Gibraltar Stockholdings	Motorvehicles	37,385.21
Gibraltar	Toyota Gibraltar Stockholdings	Motorvehicles	30,998.12
Gibraltar	Toyota Gibraltar Stockholdings	Motorvehicles	30,161.61
Italy	Iveco Trucks	Heavy Vehicles	109,146.92
Japan	Toyota Motor Corporation	Motorvehicles	1,112,279.53
Japan	Toyota Motor Corporation	Motorvehicles	807,401.01
Japan	J Gerber And Company (Japan) Ltd.	Motorcycles	792,981.82
Japan	Nissan Trading Company Ltd.	Motorvehicles	769,871.08
Japan	Nissan Trading Company Ltd.	Motorvehicles	682,778.01
Japan	Toyota Motor Corporation	Motorvehicles	506,958.81
Japan	Yamaha	Motorvehicles	504,246.34
Japan	Toyota Motor Corporation	Motorvehicles	500,776.71
Japan	Nissan Trading Company Ltd.	Motorvehicles	442,484.93
Japan	Toyota Motor Corporation	Motorvehicles	442,376.03
Japan	Toyota Motor Corporation	Motorvehicles	388,854.01
Japan	Toyota Motor Corporation	Motorvehicles	385,634.44
Japan	Toyota Motor Corporation	Motorvehicles	372,500.52
Japan	Toyota Motor Corporation	Motorvehicles	345,772.44
Japan	Toyota Motor Corporation	Motorvehicles	328,087.34
Japan	Toyota Motor Corporation	Motorvehicles	309,538.15
Japan	Toyota Motor Corporation	Motorvehicles	308,660.23
Japan	Nissan Trading Company Ltd.	Motorvehicles	307,812.97
Japan	Toyota Motor Corporation	Motorvehicles	286,416.53
Japan	J Gerber And Company (Japan) Ltd.	Motorcycles	280,866.92
Japan	Toyota Motor Corporation	Motorvehicles	279,099.53
Japan	Toyota Motor Corporation	Motorvehicles	261,667.83
Japan	Toyota Motor Corporation	Motorvehicles	254,698.57
Japan	Toyota Motor Corporation	Motorvehicles	249,699.59
Japan	Toyota Motor Corporation	Motorvehicles	238,517.57
Japan	Toyota Motor Corporation	Motorvehicles	228,879.34
Japan	Toyota Motor Corporation	Motorvehicles	214,271.95
Japan	Toyota Motor Corporation	Motorvehicles	209,211.76
Japan	Toyota Motor Corporation	Motorvehicles	206,803.44

**Major Equipment ordered by Agency during 2003**  
(Orders of USD 30,000 or more)

Agency/Country Procurement	Name of supplier	Description of goods (equipment)	Total Cost (USD)
<b>IAPSO cont.</b>			
Japan	J Gerber And Company (Japan) Ltd.	Motorcycles	193,477.00
Japan	Toyota Motor Corporation	Motorvehicles	189,752.66
Japan	Toyota Motor Corporation	Motorvehicles	186,469.46
Japan	Toyota Motor Corporation	Motorvehicles	185,349.87
Japan	Toyota Motor Corporation	Motorvehicles	184,880.55
Japan	Toyota Motor Corporation	Motorvehicles	184,046.49
Japan	Toyota Motor Corporation	Motorvehicles	174,758.53
Japan	Toyota Motor Corporation	Motorvehicles	172,150.84
Japan	Toyota Motor Corporation	Motorvehicles	170,183.95
Japan	Toyota Motor Corporation	Motorvehicles	170,115.33
Japan	Toyota Motor Corporation	Motorvehicles	169,292.88
Japan	Toyota Motor Corporation	Motorvehicles	166,332.64
Japan	Toyota Motor Corporation	Motorvehicles	162,553.55
Japan	Toyota Motor Corporation	Motorvehicles	161,914.35
Japan	Toyota Motor Corporation	Motorvehicles	161,272.15
Japan	Toyota Motor Corporation	Motorvehicles	156,499.70
Japan	Toyota Motor Corporation	Motorvehicles	153,333.56
Japan	Toyota Motor Corporation	Motorvehicles	149,754.18
Japan	Toyota Motor Corporation	Motorvehicles	148,803.08
Japan	Toyota Motor Corporation	Motorvehicles	145,634.97
Japan	Toyota Motor Corporation	Motorvehicles	141,950.60
Japan	Toyota Motor Corporation	Motorvehicles	136,067.92
Japan	Toyota Motor Corporation	Motorvehicles	134,215.88
Japan	Toyota Motor Corporation	Motorvehicles	129,822.73
Japan	Toyota Motor Corporation	Motorvehicles	126,265.19
Japan	J Gerber And Company (Japan) Ltd.	Motorcycles	124,494.92
Japan	Toyota Motor Corporation	Motorvehicles	120,915.22
Japan	Nissan Trading Company Ltd.	Motorvehicles	120,162.24
Japan	Toyota Motor Corporation	Motorvehicles	118,730.08
Japan	Toyota Motor Corporation	Motorvehicles	115,993.30
Japan	Toyota Motor Corporation	Motorvehicles	115,922.77
Japan	Toyota Motor Corporation	Motorvehicles	115,456.86
Japan	Toyota Motor Corporation	Motorvehicles	114,063.34
Japan	Nissan Trading Company Ltd.	Motorvehicles	111,792.06
Japan	J Gerber And Company (Japan) Ltd.	Motorcycles	108,380.74
Japan	Toyota Motor Corporation	Motorvehicles	107,372.53
Japan	Toyota Motor Corporation	Motorvehicles	107,109.36
Japan	Nissan Trading Company Ltd.	Motorvehicles	105,507.07
Japan	Toyota Motor Corporation	Motorvehicles	105,288.33
Japan	Toyota Motor Corporation	Motorvehicles	100,918.78
Japan	Toyota Motor Corporation	Motorvehicles	99,731.11
Japan	Toyota Motor Corporation	Motorvehicles	97,537.22
Japan	Toyota Motor Corporation	Motorvehicles	97,411.65
Japan	Toyota Motor Corporation	Motorvehicles	97,072.78
Japan	Toyota Motor Corporation	Motorvehicles	96,458.48
Japan	Toyota Motor Corporation	Motorvehicles	94,995.84
Japan	Toyota Motor Corporation	Motorvehicles	94,604.83
Japan	Toyota Motor Corporation	Motorvehicles	94,328.26
Japan	Toyota Motor Corporation	Motorvehicles	93,456.21
Japan	Toyota Motor Corporation	Motorvehicles	90,179.83
Japan	Toyota Motor Corporation	Motorvehicles	89,851.28
Japan	Toyota Motor Corporation	Motorvehicles	89,478.98
Japan	Toyota Motor Corporation	Motorvehicles	87,681.79
Japan	Toyota Motor Corporation	Motorvehicles	87,571.36
Japan	Toyota Motor Corporation	Motorvehicles	86,707.77
Japan	Toyota Motor Corporation	Motorvehicles	84,933.33
Japan	Toyota Motor Corporation	Motorvehicles	83,838.06
Japan	Toyota Motor Corporation	Motorvehicles	82,380.68
Japan	Toyota Motor Corporation	Motorvehicles	81,740.59
Japan	Toyota Motor Corporation	Motorvehicles	81,719.85
Japan	Toyota Motor Corporation	Motorvehicles	81,701.65
Japan	Toyota Motor Corporation	Motorvehicles	79,327.85
Japan	Toyota Motor Corporation	Motorvehicles	78,387.99
Japan	Toyota Motor Corporation	Motorvehicles	78,316.91
Japan	Toyota Motor Corporation	Motorvehicles	77,215.31
Japan	Toyota Motor Corporation	Motorvehicles	75,057.32
Japan	J Gerber And Company (Japan) Ltd.	Motorcycles	73,709.28
Japan	Toyota Motor Corporation	Motorvehicles	73,214.78
Japan	Toyota Motor Corporation	Motorvehicles	72,558.54
Japan	Toyota Motor Corporation	Motorvehicles	72,324.58
Japan	Toyota Motor Corporation	Motorvehicles	72,324.58
Japan	Toyota Motor Corporation	Motorvehicles	72,324.58
Japan	Toyota Motor Corporation	Motorvehicles	70,905.51
Japan	Toyota Motor Corporation	Motorvehicles	70,375.71
Japan	Toyota Motor Corporation	Motorvehicles	70,073.23
Japan	Toyota Motor Corporation	Motorvehicles	68,409.03
Japan	Nissan Trading Company Ltd.	Motorvehicles	67,861.82
Japan	Toyota Motor Corporation	Motorvehicles	67,015.38
Japan	Nissan Trading Company Ltd.	Motorvehicles	66,772.92
Japan	Toyota Motor Corporation	Motorvehicles	66,498.48
Japan	Toyota Motor Corporation	Motorvehicles	65,727.77
Japan	Toyota Motor Corporation	Motorvehicles	63,624.87
Japan	Toyota Motor Corporation	Motorvehicles	62,481.38
Japan	J Gerber And Company (Japan) Ltd.	Motorcycles	60,393.96
Japan	Toyota Motor Corporation	Motorvehicles	60,062.28
Japan	Toyota Motor Corporation	Motorvehicles	58,290.96
Japan	Toyota Motor Corporation	Motorvehicles	58,266.00
Japan	Toyota Motor Corporation	Motorvehicles	57,417.19
Japan	Toyota Motor Corporation	Motorvehicles	57,106.59
Japan	Toyota Motor Corporation	Motorvehicles	56,151.54

**Major Equipment ordered by Agency during 2003**  
(Orders of USD 30,000 or more)

Agency/Country Procurement	Name of supplier	Description of goods (equipment)	Total Cost (USD)
<b>IAPSO cont.</b>			
Japan	Toyota Motor Corporation	Motorvehicles	55,688.90
Japan	Toyota Motor Corporation	Motorvehicles	55,457.78
Japan	Toyota Motor Corporation	Motorvehicles	54,950.75
Japan	Toyota Motor Corporation	Motorvehicles	53,607.93
Japan	Toyota Motor Corporation	Motorvehicles	53,326.51
Japan	Yamaha	Motorvehicles	53,116.47
Japan	Toyota Motor Corporation	Motorvehicles	52,444.11
Japan	Toyota Motor Corporation	Motorvehicles	52,286.24
Japan	Toyota Motor Corporation	Motorvehicles	51,719.64
Japan	Toyota Motor Corporation	Motorvehicles	50,820.06
Japan	Toyota Motor Corporation	Motorvehicles	50,617.51
Japan	Toyota Motor Corporation	Motorvehicles	50,542.51
Japan	Toyota Motor Corporation	Motorvehicles	49,988.02
Japan	Toyota Motor Corporation	Motorvehicles	49,605.50
Japan	J Gerber And Company (Japan) Ltd.	Motorcycles	49,528.41
Japan	Toyota Motor Corporation	Motorvehicles	49,409.72
Japan	Toyota Motor Corporation	Motorvehicles	49,134.75
Japan	Toyota Motor Corporation	Motorvehicles	49,088.36
Japan	Toyota Motor Corporation	Motorvehicles	49,068.78
Japan	Toyota Motor Corporation	Motorvehicles	48,618.61
Japan	Toyota Motor Corporation	Motorvehicles	48,560.36
Japan	Toyota Motor Corporation	Motorvehicles	48,464.80
Japan	Toyota Motor Corporation	Motorvehicles	48,392.24
Japan	Toyota Motor Corporation	Motorvehicles	48,214.12
Japan	Toyota Motor Corporation	Motorvehicles	48,086.95
Japan	Toyota Motor Corporation	Motorvehicles	47,974.35
Japan	Toyota Motor Corporation	Motorvehicles	47,947.39
Japan	Toyota Motor Corporation	Motorvehicles	47,452.70
Japan	Toyota Motor Corporation	Motorvehicles	47,086.69
Japan	Toyota Motor Corporation	Motorvehicles	46,065.27
Japan	Toyota Motor Corporation	Motorvehicles	45,869.48
Japan	Toyota Motor Corporation	Motorvehicles	45,542.88
Japan	Toyota Motor Corporation	Motorvehicles	45,220.49
Japan	Toyota Motor Corporation	Motorvehicles	45,098.30
Japan	Toyota Motor Corporation	Motorvehicles	44,764.10
Japan	Toyota Motor Corporation	Motorvehicles	44,667.56
Japan	Toyota Motor Corporation	Motorvehicles	44,622.96
Japan	Toyota Motor Corporation	Motorvehicles	44,312.85
Japan	Nissan Trading Company Ltd.	Motorvehicles	44,307.96
Japan	Toyota Motor Corporation	Motorvehicles	44,290.67
Japan	Toyota Motor Corporation	Motorvehicles	44,235.85
Japan	Nissan Trading Company Ltd.	Motorvehicles	43,826.15
Japan	Toyota Motor Corporation	Motorvehicles	43,771.94
Japan	Toyota Motor Corporation	Motorvehicles	43,707.06
Japan	Toyota Motor Corporation	Motorvehicles	43,457.80
Japan	Toyota Motor Corporation	Motorvehicles	42,581.81
Japan	Toyota Motor Corporation	Motorvehicles	42,555.14
Japan	Toyota Motor Corporation	Motorvehicles	42,311.85
Japan	Toyota Motor Corporation	Motorvehicles	42,209.60
Japan	Toyota Motor Corporation	Motorvehicles	42,049.88
Japan	Toyota Motor Corporation	Motorvehicles	42,025.80
Japan	Toyota Motor Corporation	Motorvehicles	41,940.00
Japan	Toyota Motor Corporation	Motorvehicles	41,608.01
Japan	Toyota Motor Corporation	Motorvehicles	41,031.95
Japan	Toyota Motor Corporation	Motorvehicles	40,791.10
Japan	Nissan Trading Company Ltd.	Motorvehicles	40,417.38
Japan	Toyota Motor Corporation	Motorvehicles	40,163.71
Japan	Toyota Motor Corporation	Motorvehicles	40,063.57
Japan	Toyota Motor Corporation	Motorvehicles	39,635.56
Japan	Toyota Motor Corporation	Motorvehicles	39,401.25
Japan	Toyota Motor Corporation	Motorvehicles	39,243.75
Japan	Toyota Motor Corporation	Motorvehicles	38,417.65
Japan	Toyota Motor Corporation	Motorvehicles	38,253.66
Japan	Toyota Motor Corporation	Motorvehicles	37,923.30
Japan	Toyota Motor Corporation	Motorvehicles	37,594.01
Japan	Toyota Motor Corporation	Motorvehicles	37,503.54
Japan	Toyota Motor Corporation	Motorvehicles	37,257.86
Japan	Toyota Motor Corporation	Motorvehicles	36,717.17
Japan	J Gerber And Company (Japan) Ltd.	Motorcycles	36,666.17
Japan	Toyota Motor Corporation	Motorvehicles	36,598.84
Japan	Toyota Motor Corporation	Motorvehicles	36,418.25
Japan	Toyota Motor Corporation	Motorvehicles	36,352.81
Japan	Toyota Motor Corporation	Motorvehicles	36,300.48
Japan	Toyota Motor Corporation	Motorvehicles	36,158.10
Japan	J Gerber And Company (Japan) Ltd.	Motorcycles	36,011.73
Japan	Toyota Motor Corporation	Motorvehicles	35,945.87
Japan	Toyota Motor Corporation	Motorvehicles	35,787.50
Japan	Toyota Motor Corporation	Motorvehicles	35,708.93
Japan	J Gerber And Company (Japan) Ltd.	Motorcycles	35,607.41
Japan	Toyota Motor Corporation	Motorvehicles	35,480.61
Japan	Toyota Motor Corporation	Motorvehicles	35,384.43
Japan	Toyota Motor Corporation	Motorvehicles	35,103.26
Japan	Toyota Motor Corporation	Motorvehicles	34,998.07
Japan	Toyota Motor Corporation	Motorvehicles	34,978.84
Japan	Toyota Motor Corporation	Motorvehicles	34,958.10
Japan	Toyota Motor Corporation	Motorvehicles	34,827.96
Japan	Toyota Motor Corporation	Motorvehicles	34,756.35
Japan	Toyota Motor Corporation	Motorvehicles	34,745.33
Japan	J Gerber And Company (Japan) Ltd.	Motorcycles	34,713.75
Japan	Toyota Motor Corporation	Motorvehicles	34,665.75

**Major Equipment ordered by Agency during 2003**  
(Orders of USD 30,000 or more)

Agency/Country Procurement	Name of supplier	Description of goods (equipment)	Total Cost (USD)
<b>IAPSO cont.</b>			
Japan	Toyota Motor Corporation	Motorvehicles	34,557.39
Japan	Toyota Motor Corporation	Motorvehicles	34,499.66
Japan	Toyota Motor Corporation	Motorvehicles	34,460.55
Japan	Toyota Motor Corporation	Motorvehicles	34,084.88
Japan	Toyota Motor Corporation	Motorvehicles	34,069.99
Japan	Toyota Motor Corporation	Motorvehicles	33,918.95
Japan	Toyota Motor Corporation	Motorvehicles	33,838.24
Japan	Toyota Motor Corporation	Motorvehicles	33,715.53
Japan	Toyota Motor Corporation	Motorvehicles	33,689.97
Japan	Toyota Motor Corporation	Motorvehicles	33,682.37
Japan	Toyota Motor Corporation	Motorvehicles	33,676.26
Japan	Toyota Motor Corporation	Motorvehicles	33,464.84
Japan	Toyota Motor Corporation	Motorvehicles	33,394.19
Japan	Toyota Motor Corporation	Motorvehicles	33,335.69
Japan	Toyota Motor Corporation	Motorvehicles	33,145.37
Japan	Toyota Motor Corporation	Motorvehicles	33,121.92
Japan	Toyota Motor Corporation	Motorvehicles	33,085.48
Japan	Toyota Motor Corporation	Motorvehicles	32,922.63
Japan	Toyota Motor Corporation	Motorvehicles	32,712.52
Japan	Toyota Motor Corporation	Motorvehicles	32,562.54
Japan	Toyota Motor Corporation	Motorvehicles	32,446.64
Japan	Toyota Motor Corporation	Motorvehicles	32,188.18
Japan	Toyota Motor Corporation	Motorvehicles	31,934.12
Japan	Toyota Motor Corporation	Motorvehicles	31,878.10
Japan	Toyota Motor Corporation	Motorvehicles	31,780.30
Japan	Toyota Motor Corporation	Motorvehicles	31,778.34
Japan	Toyota Motor Corporation	Motorvehicles	31,429.98
Japan	Toyota Motor Corporation	Motorvehicles	31,300.58
Japan	Toyota Motor Corporation	Motorvehicles	31,137.51
Japan	Toyota Motor Corporation	Motorvehicles	31,128.52
Japan	Toyota Motor Corporation	Motorvehicles	31,065.41
Japan	Toyota Motor Corporation	Motorvehicles	31,034.10
Japan	Toyota Motor Corporation	Motorvehicles	31,021.37
Japan	Toyota Motor Corporation	Motorvehicles	30,978.20
Japan	J Gerber And Company (Japan) Ltd.	Motorcycles	30,969.16
Japan	Toyota Motor Corporation	Motorvehicles	30,676.47
Japan	J Gerber And Company (Japan) Ltd.	Motorcycles	30,544.62
Netherlands	The Medical Export Group	Pharmaceuticals	3,982,354.74
Netherlands	The Medical Export Group	Pharmaceuticals	946,296.16
Netherlands	The Medical Export Group	Pharmaceuticals	560,308.02
Netherlands	The Medical Export Group	Pharmaceuticals	500,955.51
Netherlands	The Medical Export Group	Pharmaceuticals	487,172.60
Netherlands	The Medical Export Group	Pharmaceuticals	355,824.69
Netherlands	The Medical Export Group	Pharmaceuticals	340,080.79
Netherlands	The Medical Export Group	Pharmaceuticals	278,520.72
Netherlands	The Medical Export Group	Pharmaceuticals	277,126.24
Netherlands	The Medical Export Group	Pharmaceuticals	229,213.87
Netherlands	Sgs		183,591.77
Netherlands	The Medical Export Group	Pharmaceuticals	151,065.60
Netherlands	The Medical Export Group	Pharmaceuticals	116,086.59
Netherlands	The Medical Export Group	Pharmaceuticals	107,884.36
Netherlands	The Medical Export Group	Pharmaceuticals	107,872.29
Netherlands	Ida		99,814.56
Netherlands	The Medical Export Group	Pharmaceuticals	71,144.35
Netherlands	The Medical Export Group	Pharmaceuticals	67,055.86
Netherlands	The Medical Export Group	Pharmaceuticals	66,547.39
Netherlands	The Medical Export Group	Pharmaceuticals	63,833.67
Netherlands	The Medical Export Group	Pharmaceuticals	62,869.87
Netherlands	The Medical Export Group	Pharmaceuticals	62,116.00
Netherlands	The Medical Export Group	Pharmaceuticals	61,332.02
Netherlands	The Medical Export Group	Pharmaceuticals	58,204.79
Netherlands	The Medical Export Group	Pharmaceuticals	47,451.78
Netherlands	The Medical Export Group	Pharmaceuticals	45,336.32
Netherlands	The Medical Export Group	Pharmaceuticals	38,009.27
Netherlands	The Medical Export Group	Pharmaceuticals	33,730.36
Netherlands	The Medical Export Group	Pharmaceuticals	30,792.08
Netherlands	The Medical Export Group	Pharmaceuticals	30,486.53
Russian Federation	Uaz	Motorvehicles	3,444,334.94
Russian Federation	Uaz	Motorvehicles	2,258,581.60
Russian Federation	Kamaz Foreign Trade Company Jsc	Heavy vehicles	1,739,118.95
Russian Federation	Uaz	Motorvehicles	208,045.84
Russian Federation	Uaz	Motorvehicles	136,423.50
Russian Federation	Kamaz Foreign Trade Company Jsc	Heavy vehicles	117,574.38
Russian Federation	Kamaz Foreign Trade Company Jsc	Heavy vehicles	110,460.20
Russian Federation	Kamaz Foreign Trade Company Jsc	Heavy vehicles	78,328.64
Russian Federation	Kamaz Foreign Trade Company Jsc	Heavy vehicles	66,934.88
Sweden	Sibir	Refrigeration Equipment	149,255.09
Sweden	Volvo Cars International Ab	Motorvehicles	43,366.66
Sweden	Volvo Cars International Ab	Motorvehicles	33,113.10
Switzerland	Avicomp	It Equipment	215,280.00
Switzerland	Avicomp	It Equipment	147,319.19
Turkey	Arbel		74,068.87
United Arab Emirates	Jackys		69,790.75

**Major Equipment ordered by Agency during 2003**  
(Orders of USD 30,000 or more)

Agency/Country Procurement	Name of supplier	Description of goods (equipment)	Total Cost (USD)
<b>IAPSO cont.</b>			
United Kingdom	Mmb		2,837,395.69
United Kingdom	Lfpv	Motorvehicles	530,577.43
United Kingdom	Codan Limited	Communication Equipment	249,004.99
United Kingdom	Eagle Scientific Ltd	Laboratory Equipment	236,927.77
United Kingdom	Codan Limited	Communication Equipment	229,026.79
United Kingdom	Eagle Scientific Ltd	Laboratory Equipment	176,890.55
United Kingdom	Lfpv	Motorvehicles	167,097.07
United Kingdom	Codan Limited	Communication Equipment	147,276.50
United Kingdom	Skyking	Motorvehicles	135,535.71
United Kingdom	Codan Limited	Communication Equipment	117,607.15
United Kingdom	Thermoprojects	Optical Technologies	117,413.62
United Kingdom	Thermoprojects	Optical Technologies	114,827.83
United Kingdom	Lfpv	Motorvehicles	90,783.78
United Kingdom	Intequip	Electric Shovels, Drills, Haul Trucks, Excavators, Dozers, Loaders	82,040.32
United Kingdom	Controlstesting	Controls Testing Equipment	77,297.56
United Kingdom	Intequip	Electric Shovels, Drills, Haul Trucks, Excavators, Dozers, Loaders	66,656.88
United Kingdom	Codan Limited	Communication Equipment	65,516.64
United Kingdom	Eagle Scientific Ltd	Laboratory Equipment	54,027.36
United Kingdom	Lfpv	Motorvehicles	52,619.02
United Kingdom	Thermoprojects	Optical Technologies	50,910.11
United Kingdom	Lfpv	Motorvehicles	46,789.19
United Kingdom	Codan Limited	Communication Equipment	46,433.79
United Kingdom	Lfpv	Motorvehicles	41,917.38
United Kingdom	Intequip	Election Equipment	41,735.05
United Kingdom	Codan Limited	Communication Equipment	36,171.74
United Kingdom	Eagle Scientific Ltd	Laboratory Equipment	35,603.20
United Kingdom	Lfpv	Motorvehicles	34,113.26
United Kingdom	Lfpv	Motorvehicles	33,924.48
United Kingdom	Lfpv	Motorvehicles	31,292.71
United Kingdom	Lfpv	Motorvehicles	30,191.43
USA	Harris	Telecommunication Equipment	594,886.80
USA	Harris	Telecommunication Equipment	558,352.03
USA	Harris	Telecommunication Equipment	300,966.00
USA	Harris	Telecommunication Equipment	99,146.25
USA	Motorola	Automotive Communications Technologies	79,450.00
USA	Motorola	Automotive Communications Technologies	61,170.31
USA	Motorola	Automotive Communications Technologies	49,513.23
USA	Motorola	Automotive Communications Technologies	47,835.46
USA	Motorola	Automotive Communications Technologies	41,476.61
USA	Motorola	Automotive Communications Technologies	39,785.94
USA	Motorola	Automotive Communications Technologies	39,785.94
USA	Motorola	Automotive Communications Technologies	38,495.94
USA	Planson		33,261.09
USA	Planson		30,733.51
<b>IFAD</b>			
Denmark	lapso	Microsoft Product	78,881.00
Italy	Converge SPA	Servers and Accessories (three year contract)	1,370,000.00
Italy	Dimension Data Italia Srl	Cisco products	261,912.57
Italy	Catalano Ufficio S.R.L.	Workstations - Office furniture	112,240.15
Italy	Roma 1 EDP	Video Equipment	110,148.56
Italy	Tecnoman SNC	Furniture for Cafeteria	59,767.75
Italy	Catalano Ufficio S.R.L.	Wall dividers	52,434.46
Italy	Converge SPA	Compaq Proliant Server Rack	48,489.39
Italy	Pienzi Arredamenti SRL	Renovation and Furniture for Reception	46,691.64
Italy	Canon Italia spa	Scanning/Microfilming Equipment	46,664.88
Italy	Inkline SNC	Regenerated toners for printers	34,169.79
<b>ILO</b>			
Belarus	Local Purchase	Pc Equipment	67,951.00
Belarus	Local Purchase	Pc Equipment	61,819.00
Germany	Stellent Gmbh	Edms Management System	267,221.00
Israel	Local Purchase	Office Furniture	32,344.00
Switzerland	Portales&Bonnet	Heating Oil	192,574.00
Switzerland	Acomm	Sun Server	96,176.00
Switzerland	Pointsoft	Software	71,760.00
Switzerland	Emc Computer Systems	Computer System	37,350.00
Switzerland	Mtf Quadra	Computer System	31,324.00
Ukraine	Local Purchase	Computer System	37,880.00
USA	Applimation Inc.	Software	70,106.00
<b>ITC</b>			
Algeria	Compagnie Maghrebine D'informatique	Edp Equipment & Accessories	61,046.95
Mauritania	Centre De Distribution Informatique	Edp Equipment & Accessories	42,515.80
Switzerland	Darest And Sunset	Edp Equipment & Accessories	134,596.00
Switzerland	Hitachi Data Systems Ag	Purchase Of Edp Storage Unit	105,242.00
Switzerland	Darest And Sunset	Edp Equipment & Accessories	34,634.00
Switzerland	Kaba Security Sa	Access Checking Equipment	33,458.40

**Major Equipment ordered by Agency during 2003**  
(Orders of USD 30,000 or more)

Agency/Country Procurement	Name of supplier	Description of goods (equipment)	Total Cost (USD)
<b>ITU</b>			
Argentina	Datastar	Equipment	56,033.70
Bhutan	Dhendup Informatics	Hardware / Software	34,065.20
Burkina Faso	CFAO Technologies Burkina Faso	National IP-based network	30,304.20
China	Huawei Technologies CO., Ltd	Equipment for NGN interoperability Test...	42,576.00
France	SIPTEL	Frequency Management	137,682.90
Honduras	GBM de Honduras SA	Equipment	48,006.00
Honduras	Representaciones Lufergo	Hardware / Software	41,715.60
Israel	Eastronics	Equipment	36,115.70
Morocco	Atlas Consult Exolec	Services	34,736.80
Senegal	ATI	Equipment	67,461.00
Switzerland	WDS Technologies SA	Telemedicine Equipment	62,388.00
Switzerland	Dialogue Logique	Hardware / Software	46,053.80
Switzerland	Dialogue Logique	Hardware / Software	37,846.00
<b>UNESCO</b>			
Bahrain	Local Purchase	Scientific EquipmentScientific EquipmentScientific Equipment	62,180.00
Belgium	Becton Dickinson Bv	Cytometre	42,471.00
Canada	Nanometrics	Seismology System	1,357,182.00
China	Beijing Hong Ye Xing	High Tech Measuring	250,049.00
China	Tianjin Bene-kind Tech Co. Ltd	Geometric Sets	48,085.00
China	Tianjin Bene-kind Tech Co. Ltd	Exercise Books	39,000.00
Cyprus	Cypap Pulp & Paper Ltd	Printing Paper	33,790.00
Cyprus	Cypap Pulp & Paper Ltd	Printing Paper	33,790.00
Dem Rep Of Korea	Changam Corporation	Engineering Equipment	135,733.00
Denmark	Danoffice	It Equipment	80,760.00
Denmark	Dhl	Freight Forwarding	37,103.00
France	Pierron	Didactic Biology Equipment	156,697.00
France	Imstar France	Scientific Software	107,009.00
France	Bruker Optique	Scientific Equipment	85,046.00
France	Stream Vision	Audio-visual Equipment	74,856.00
France	Comiris	Visio-conference Equipment	74,546.00
France	Basf Systemes D'impression	Printing Ink	57,045.00
France	Analytic Service	Scientific Equipment	46,793.00
France	Gad	Audio Visual Equipment	41,470.00
Germany	Tira Gmbh	Scientific Equipment	182,528.00
Germany	Phywe A.g.	Didactic Equipment	182,352.00
Germany	Stohr Turn Und Sportgeraete	Handicap Equipment	135,369.00
Germany	Karl Kolb Gmbh & Co. Kg	High Tech Measuring	121,944.00
Germany	Stohr Turn Und Sportgeraete	Sports Equipment	113,015.00
Germany	Netzsch Geraetebau	Micro Balance	99,352.00
Germany	Stohr Turn Und Sportgeraete	Sports Equipment	92,688.00
Germany	Stohr Turn Und Sportgeraete	Sports Equipment	58,291.00
Germany	Labsco , Laboratory Supply Co.	Glassware	45,290.00
Germany	Stohr Turn Und Sportgeraete	Sports Equipment	44,869.00
Germany	Lucas Nulle Lehrsysteme	Didactic Equipment	39,873.00
Hungary	Stm Engineering Ltd	Fm Radio Station	44,863.00
India	Shub Impex	Chemicals	240,742.00
India	Shub Impex	Chemicals	80,948.00
Italy	Coelmo	Generators	842,261.00
Italy	Coelmo	Generators	278,058.00
Italy	Prodit Engineering	Didactic Equipment	133,562.00
Italy	Idea	Software	98,352.00
Italy	Cnh Italy	Tractors And Accessories	68,176.00
Italy	Eurovector Spa	Analysis Instruments	64,915.00
Italy	Prodit Engineering	Didactic Equipment	47,428.00
Italy	Coelmo	Generators	43,262.00
Italy	Idea	Didactic Equipment	38,807.00
Italy	Coelmo	Generators	34,007.00
Japan	Toyota Motor Corporation	Vehicles	522,686.00
Japan	Toyota Motor Corporation	Vehicles	440,934.00
Japan	Toyota Motor Corporation	Vehicles	127,371.00
Japan	K Arano	Music Instruments	68,323.00
Japan	Ogawa Seiki Co. Ltd.	Music Instruments	47,450.00
Japan	Toyota Motor Corporation	Vehicles	46,802.00
Japan	Toyota Motor Corporation	Vehicles	36,376.00
Japan	Isuzu Motors Ltd.	Truck	35,151.00
Japan	Inter Solutions Co.	Audio Visual Equipment	30,900.00

**Major Equipment ordered by Agency during 2003**  
(Orders of USD 30,000 or more)

Agency/Country Procurement	Name of supplier	Description of goods (equipment)	Total Cost (USD)
<b>UNESCO cont.</b>			
Jordan	Tesco	Printers And Copiers	896,290.00
Jordan	Grand Stores	Audio Visual Equipment	708,743.00
Jordan	Eagle	Freight Forwarding	700,000.00
Jordan	Trans Middle East Int'l Distribution	Periodicals	400,255.00
Jordan	Printing And Packing Technology	Printing Equipment	240,982.00
Jordan	Trans Middle East Int'l Distribution	Books	237,372.00
Jordan	Grand Stores	Audio Visual Equipment	235,986.00
Jordan	Grand Stores	Audio Visual Equipment	235,856.00
Jordan	Tesco	Printers And Copiers	162,973.00
Jordan	Graphic Supplies	Printing Equipment	48,289.00
Jordan	Trans Middle East Int'l Distribution	Books	47,799.00
Jordan	Alpha Films And Printing Technology	Printing Consumables	42,073.00
Jordan	Amoun Est.	Air Conditioners	36,793.00
Jordan	General Computers And Electronics	Computing Equipment	36,177.00
Jordan	Antemina International Llc	Trailer For Tractor	30,071.00
Libya	Worled Cars Camp.	Vehicles	66,785.00
Libya	El Youm Computer Center	It Equipment	57,190.00
Netherlands	Santpoort Project Supplies	Handicap Wheelchairs	41,125.00
Switzerland	John Deere	Combine Harvesters	179,696.00
Switzerland	Walter & Bai Ag.	Testing Machines	108,728.00
Switzerland	John Deere	Combine Harvesters	91,474.00
Syria	Danzas Syria	Freight Forwarding	150,000.00
Turkey	Escort Computers Elekt. San Ve Tic A.s.	It Equipment	3,303,749.00
Turkey	Escort Computers Elekt. San Ve Tic A.s.	It Equipment	1,413,828.00
Turkey	Meteksan	Exercise Books	654,760.00
Turkey	Meteksan	Exercise Books	554,643.00
Turkey	Skora Import & Export Inc.	Desk Production Equipment	375,678.00
Turkey	Skora Import & Export Inc.	Desk Production Equipment	367,428.00
Turkey	Escort Computers Elekt. San Ve Tic A.s.	It Equipment	274,987.00
Turkey	Tekno Ses Ve Isik Sistemleri Ltd Sti	Professional Av	213,823.00
Turkey	Tekno Ses Ve Isik Sistemleri Ltd Sti	Professional Av	98,972.00
Turkey	Skora Import & Export Inc.	Agricultural Equipment	87,916.00
Turkey	Escort Computers Elekt. San Ve Tic A.s.	It Equipment	39,160.00
Ukraine	Kvazar-mikro Tekhno	It Equipment	83,752.00
United Kingdom	Eurostar Scientific	Laboratory Equipment	1,389,053.00
United Kingdom	Eagle Scientific	Didactic Equipment	331,236.00
United Kingdom	Blackwell Uk Ltd	Books	261,759.00
United Kingdom	Nrg	Photocopiers	256,039.00
United Kingdom	Nrg	Photocopiers	253,538.00
United Kingdom	Eagle Scientific	High Tech Measuring	248,052.00
United Kingdom	Polymer Laboratories Ltd	Scientific Equipment	201,157.00
United Kingdom	Chemtal	High Tech Measuring	179,702.00
United Kingdom	Kenyon, Clark & Herbert Ltd	Books	169,071.00
United Kingdom	Nrg	Photocopiers	116,870.00
United Kingdom	Flite Electronics	Didactic Computers	114,075.00
United Kingdom	Tq Education And Training Ltd	Didactic Engineering Equipment	104,504.00
United Kingdom	Flite Electronics	Software	103,664.00
United Kingdom	Eagle Scientific	Glassware	78,743.00
United Kingdom	Caxton Printers Supplies	Printing Consumables	63,318.00
United Kingdom	Coutts Library Services Uk	Books	57,015.00
United Kingdom	Kenyon, Clark & Herbert Ltd	Books	52,419.00
United Kingdom	Wagtech International	Meteorology Equipment	51,259.00
United Kingdom	Feedback	Didactic Equipment	38,235.00
United Kingdom	Mallory International Ltd	Books And Journal	36,168.00
United Kingdom	Mallory International Ltd	Books And Journal	32,485.00
United Kingdom	Nrg	Photocopiers	30,932.00
Yugoslavia	Dartas	Paper	344,471.00
<b>UNFPA</b>			
Belgium	Pfizer Enterprises Sarl	Contraceptives	19,796,178.00
Belgium	Becton Dickinson International	Needles/Syringes	108,358.00
Brazil	Injeflex Industria E Comercio Ltda.	Contraceptives	788,101.00
Canada	Wyeth Pharmaceuticals	Contraceptives	2,369,640.00
China	Jacky'S International Ltd.	Edp Equipment	58,073.00
Denmark	Bukkehave	Vehicles	316,000.00
Denmark	Peter Justesen Company A/S	Edp Equipment	190,851.00
Denmark	Johs.gram-hanssen Product Ltd.	Medical Equipment/Pharmaceuticals	142,717.00
Denmark	Danoffice Trading	Edp Equipment	113,864.00
Denmark	Missionpharma A/S	Pharmaceuticals	112,628.00
Denmark	Eurocare International Ltd.	Medical Equipment	85,502.00
Denmark	Connectra Aps	Medical Equipment	32,735.00
Finland	Schering Oy	Contraceptives	544,854.00
France	Innotech International	Contraceptives	705,706.00
France	Wyeth France	Contraceptives	248,200.00
France	Peugeot Sodexa	Vehicles	54,000.00

**Major Equipment ordered by Agency during 2003**  
(Orders of USD 30,000 or more)

Agency/Country Procurement	Name of supplier	Description of goods (equipment)	Total Cost (USD)
<b>UNFPA cont.</b>			
Germany	Schering Ag-pharmac Division	Contraceptives	5,145,371.00
Germany	Fleischhacker Gmbh & Co. Kg	Medical Equipment	530,918.00
Germany	Wyeth Pharma Gmbh	Contraceptives	342,200.00
Germany	Condomi	Contraceptives	167,761.00
Germany	Michael Renka Gmbh	Medical Equipment	96,696.00
Germany	Abbott Gmbh & Co. Kg	Medical Equipment	44,900.00
India	Famy Care Ltd.	Contraceptives	3,170,000.00
India	Hindustan Latex Limited	Contraceptives	630,510.00
India	Pregna International Ltd.	Contraceptives	243,540.00
India	Medikits	Medical Equipment	108,080.00
India	Eastern Surgical Company	Medical Equipment	59,607.00
India	Indus Medicare Ltd.	Contraceptives	40,000.00
Indonesia	Pt Sunthi Sepuri	Contraceptives	688,000.00
Indonesia	Pt Triyasa Nagamas Farma	Contraceptives	435,000.00
Indonesia	Pt Organon Indonesia	Contraceptives	270,000.00
Japan	Toyota Motor Corporation	Vehicles	1,322,071.00
Japan	Nissan Trading Co.	Vehicles	431,500.00
Japan	Eisai Co., Ltd.	Contraceptives	370,878.00
Japan	K. Arano & Co., Ltd.	Vehicles	132,000.00
Japan	J. Gerber & Co. (Jpn) Ltd, Tokyo	Vehicles	68,000.00
Korea, Republic of	Unidus Corporation	Contraceptives	2,325,865.00
Korea, Republic of	Dongkuk Trading Co. Ltd.	Contraceptives	498,950.00
Korea, Republic of	Hankook Latex Gongup Co., Ltd.	Contraceptives	271,000.00
Malaysia	Karex Industries Sdn. Bhd	Contraceptives	279,574.00
Malaysia	Dongkuk Techco	Contraceptives	38,336.00
Netherlands	N.v. organon	Contraceptives	6,389,715.00
Netherlands	Imres	Medical Equipment/Pharmaceuticals	1,115,718.00
Netherlands	The Medical Export Group	Medical Equipment	947,469.84
Netherlands	Development And Relief Corporation B.v.	Medical Equipment	499,800.00
Netherlands	Saybolt	Contraceptives	246,464.50
Netherlands	Santpoort	Audio Visual/Edp Equipment	155,898.00
Netherlands	Simed International B.v.	Medical Equipment	57,000.00
Pakistan	Medipharm (Pvt) Ltd.	Contraceptives	3,136,693.00
Singapore	Media Asia Supplies	Medical Equipment	307,970.00
Switzerland	Cilag Ag International	Contraceptives	302,318.00
Thailand	Suretex	Contraceptives	114,000.00
United Kingdom	Ssl International Plc	Contraceptives	1,037,000.00
United Kingdom	Pharmchem International Limited	Medical Equipment/Pharmaceuticals	428,702.00
United Kingdom	The Female Health Company	Contraceptives	315,550.00
United Kingdom	Morningside Pharmaceuticals	Pharmaceuticals	192,620.00
United Kingdom	Land Rover And Ford Project Vehicles	Vehicles	175,000.00
United Kingdom	Neomedic Limited	Medical Equipment	34,900.00
USA	United Med-health International Corporation	Contraceptives	1,063,600.00
USA	Gedeon Richter Usa, Inc. (Was Medimpex Northamerica Inc.)	Contraceptives	750,835.00
USA	American International Radio, Inc.	Miscellaneous Goods	245,000.00
USA	Dell Marketing L.p.	Edp Equipment	242,218.46
USA	Planson International Company	Audio Visual/Edp Equipment	154,577.00
USA	Ropa Group Corporation	Vehicles	151,000.00
USA	Hudson Bay Environments	Office Furniture	106,125.00
USA	Hon C/O Evensonbest	Office Furniture	78,514.00
USA	Office Depot	Miscellaneous Goods	68,000.00
USA	Gaumard Scientific Company	Medical Equipment	67,620.00
USA	Herman Miller C/O Wb Wood	Office Furniture	67,554.00
USA	Omggrafik, Inc.	Miscellaneous Goods	60,700.00
USA	Excelerant, Inc.	Audio Visual Equipment	52,055.00
USA	Ciphertrust Inc	Edp Equipment	40,000.00
USA	Sun Microsystem Federal Inc.	Edp Equipment	39,146.00
<b>UNHCR</b>			
N/A	N/A	Corporate Services	13,634,279.18
N/A	N/A	Pickups & 4wds	11,081,965.31
N/A	N/A	Telecommunications Equipment	6,601,756.54
N/A	N/A	Specialised Vehicles	6,230,633.01
N/A	N/A	K&N Freight For Purchases Of Goods	5,673,443.63
N/A	N/A	Blankets	4,880,852.47
N/A	N/A	It Equipment/Software/Supplies	4,873,274.00
N/A	N/A	Cotton Canvas Double Fly Tents	3,786,200.89
N/A	N/A	Reinforced Plastic Tarpaulins	3,449,687.00
N/A	N/A	Kitchen Sets	3,492,231.12
N/A	N/A	Exterior Door, Steel	2,764,872.77
N/A	N/A	Transport Pos By Suppliers	2,682,646.80
N/A	N/A	Air Charters	2,431,290.50
N/A	N/A	Foam Mattresses	2,227,061.58
N/A	N/A	Other Transports	1,956,958.02
N/A	N/A	Office Supplies	1,679,067.84
N/A	N/A	Light Aircrafts	1,645,333.25
N/A	N/A	Generators	1,026,969.51



**Major Equipment ordered by Agency during 2003**  
(Orders of USD 30,000 or more)

Agency/Country Procurement	Name of supplier	Description of goods (equipment)	Total Cost (USD)
<b>UNHCR cont.</b>			
N/A	N/A	Medical Items	834,719.15
N/A	N/A	Cooking Stoves	760,879.98
<b>UNICEF</b>			
Afghanistan	Mohammed Dawood Niazi Ltd. Kabul	Education Supplies	629,988.00
Afghanistan	Truebell Marketing & Trading L.L.c	IT & Office Supplies	231,267.00
Afghanistan	Red Sea Engineers & Constructors,Kbl	IT & Office Supplies	194,660.00
Afghanistan	Jubaili Bros, Kabul	IT & Office Supplies	163,870.00
Afghanistan	Ahmad Printing Press, Kabul	IT & Office Supplies, Printing, Education Supplies	154,174.00
Afghanistan	Al Nahar	IT & Office Supplies	152,965.00
Afghanistan	Golden Relief Resources L.L.c	IT & Office Supplies	108,672.00
Algeria	S.b.b Santé	Medical Equipment	117,799.00
Angola	Ponto Um, Publicidade, Lda	Education Supplies, Printing	650,813.00
Angola	Toyota De Angola, Sarl	IT & Office Supplies, Transport	463,966.00
Angola	Ncr - Angola	IT & Office Supplies, Communication Equip.	339,050.00
Angola	Luanda Editora, Lda.	Education Supplies	259,880.00
Angola	Eal - Edicoes De Angola, Lda.	Printing, Education Supplies	232,388.00
Angola	Publibrinde, Brindes Publicitarios-Ilda	Education Supplies, Clothing & Footwear, Printing	170,184.00
Angola	Guarda Segura	Shelter/Field Equip., Transport	135,134.00
Angola	Bricomat-const. Maq. E Ferram. Lda	Water & Sanitation, IT & Office Supplies	131,760.00
Angola	Rocha Monteiro Ltd	Communication Equip., Educ.Supplies, IT & Office Supplies	129,303.00
Argentina	José Freiberg S.a.c.i.	Education Supplies	272,304.00
Australia	Csl Limited	Vaccines/Biologicals	2,537,536.00
Australia	Mono Pumps (Australia) Pty. Ltd.	Water & Sanitation	473,782.00
Austria	Sandoz Gmbh	Pharmaceuticals	351,323.00
Austria	Brevillier-urban Schreibwarenfabrik	IT & Office Supplies, Education Supplies	164,734.00
Azerbaijan	Santral Elektrik Ltd Sti	IT & Office Supplies, Water & Sanitation	102,821.00
Bangladesh	Elite Printing & Packages Ltd.	Education Supplies, Printing	658,083.00
Bangladesh	Bangladesh Progressive Enterprise Press	Printing, Identific. & Signage	575,130.00
Bangladesh	Essential Drugs Company Ltd.	Pharmaceuticals	234,900.00
Bangladesh	Bangla Academy	Printing	228,484.00
Bangladesh	S. S. Scientific Corporation	Education Supplies	195,918.00
Bangladesh	Technoworth Associates Ltd.	Water & Sanitation	185,137.00
Bangladesh	Goodwill Trade International	Education Supplies, Clothing & Footwear	178,935.00
Bangladesh	Orchid Printers	Printing, IT & Office Supplies	174,301.00
Bangladesh	Brac Printers	Printing	148,870.00
Bangladesh	Shahitya Prakash	Printing	145,549.00
Bangladesh	Desktop Computer Connection Ltd	IT & Office Supplies	113,276.00
Bangladesh	Robin Printing And Packages Limited	Printing	112,888.00
Bangladesh	Birimoy Printers Ltd.	Printing	109,003.00
Bangladesh	Multilink International Co. Ltd.	IT & Office Supplies	106,571.00
Bangladesh	Printers Line Ltd.	Printing	102,338.00
Belgium	Glaxosmithkline	Vaccines/Biologicals	146,080,395.00
Belgium	Becton Dickinson International	Medical Renewable, Diagnostic Test	25,935,014.00
Belgium	Michiels Fabrieken N.v.	Nutrition	1,972,168.00
Belgium	Terumo Europe Nv	Medical Renewable	1,293,786.00
Belgium	Purna Pharmaceuticals N.v.	Pharmaceuticals	1,190,922.00
Belgium	Laboratoria Wolfs N.v.	Pharmaceuticals, Nutrition	186,578.00
Bhutan	Gaki Enterprise	Education Supplies, Water & Sanitation, Laboratory Supplies	132,219.00
Bolivia	Ametex S.a.	Shelter/Field Equip.	109,848.00
Brazil	Bio-manguinhos	Vaccines/Biologicals	734,421.00
Brazil	Cromos Editora E Industria Grafica Ltda	Printing	143,345.00
Burkina Faso	Cfao - Sifa	Transport	261,186.00
Burkina Faso	E.s.o.f.	Water & Sanitation	105,800.00
Burundi	Great Lake Inter. Company	Fuel & Lubricants	134,883.00
Burundi	Ets Kadende	Water & Sanitation	115,165.00
Cambodia	In Piteak	Water & Sanitation	215,572.00
Cambodia	Nuth Chheng Ang Construction	Water & Sanitation	166,599.00
Cambodia	Keo Ny Construction	Water & Sanitation	151,370.00
Cambodia	Thakral Brothers Pte Ltd	IT & Office Supplies	123,707.00
Cambodia	Te Aik Hong Office Machines Supplies	IT & Office Supplies, Education Supplies	122,311.00
Cambodia	Ngo Tay Eak Construction	Water & Sanitation	110,451.00
Cambodia	Chhoun Khisak	Medical Equipment, Water & Sanitation	108,373.00
Cameroon	Macpac International	Transport, Printing, IT & Office Supplies, Education Supplies	102,832.00
Canada	Aventis Pasteur Canada	Vaccines/Biologicals	3,609,041.00
Canada	Intervax	Vaccines/Biologicals	2,243,840.00
Canada	Banner Pharmacaps (Canada) Ltd	Pharmaceuticals, Nutrition	277,350.00
Chile	Ajay - Sqm Chile S.a.	Nutrition	2,036,288.00
China	Iti Company (Shanghai) Ltd.	Medical Equipment, Education Supplies	1,541,270.00
China	Northern International (Holding) Co	Education Supplies	403,403.00
China	Dalian F.t.z Toyota Motor Sales Co. Ltd	Transport	369,600.00
China	Beijing Xintongjiu Science & Trade Co.	Communication Equip., Educ. Supplies, IT & Office Supplies	216,777.00

**Major Equipment ordered by Agency during 2003**  
(Orders of USD 30,000 or more)

Agency/Country Procurement	Name of supplier	Description of goods (equipment)	Total Cost (USD)
<b>UNICEF cont.</b>			
China	A.andrews & Co.	IT & Office Supplies	209,438.00
China	Doftec, Xinjiang	Water & Sanitation, Education Supplies	207,129.00
China	Beijing Sanjiangjinke Auto Sales Co.	Transport	180,701.00
China	Zhengzhou Nissan Automobile Co. Ltd	Transport	177,389.00
China	Qinghua University Printing Factory	Printing	166,912.00
China	M/S Hainan Sheng-chang Wuye Dev.	Medical Equipment, Water & Sanitation, Education Supplies	158,148.00
China	Ministry Of Public Health, Epi	Vaccines/Biologicals	153,000.00
China	Shanghai Soap(group) Product Sales C	Household Technology	147,936.00
China	China National Medical Equip.& Supplies	Laboratory Supplies, Medical Equipment	131,027.00
China	Xi'an International Trade Economic	Clothing & Footwear, Warehousing, Water & Sanitation	109,096.00
Congo	Utexafrika	Clothing & Footwear, Printing, Transport	172,707.00
Cyprus	Remedica Ltd.	Pharmaceuticals	2,949,223.00
Czech Republic	Krkonoske Papirny A.s.	Education Supplies	105,883.00
Democratic People's Republic of Korea	Efco Corporation	Printing	190,083.00
Democratic Republic of the Congo	Kinpress (Imprimerie Typo-ofset)	Education Supplies, Printing	144,599.00
Democratic Republic of the Congo	Sintel S.p.r.l.	Communication Equip., IT & Office Supplies	102,787.00
Denmark	Statens Seruminstitut	Vaccines/Biologicals	10,038,217.00
Denmark	Ementor Denmark A/S	IT & Office Supplies	5,013,908.00
Denmark	Ementor Denmark A/S	Com. Equip., Cold Chain Equip., Medical Equip.	3,651,755.00
Denmark	Kelsenbisca A/S	Nutrition	2,532,731.00
Denmark	Canon Danmark A/S	Medical Equip., Education Supplies, Medical Renewable	2,349,747.00
Denmark	Vestergaard Frandsen A/S	Shelter/Field Equip., Household Tech., Water & Sanitation	2,109,352.00
Denmark	Cicci Aps	Education Supplies	1,723,593.00
Denmark	Danimex Communication Ltd.	Communication Equip., IT & Office Supplies	1,574,831.00
Denmark	Bukkehave A/S	Transport	1,005,260.00
Denmark	Faraone Danmark Aps	Education Supplies	771,552.00
Denmark	A/S Vestfrost	Cold-Chain Equipment	561,259.00
Denmark	Kuhne & Nagel A/S	Transport	547,053.00
Denmark	Canon Danmark A/S	IT & Office Supplies	528,877.00
Denmark	Compact A/S	Nutrition	516,257.00
Denmark	Scanpharm A/S	Pharmaceuticals	506,855.00
Denmark	A/S Vestfrost	Cold-Chain Equipment	462,819.00
Denmark	Peter Justesen Company A/S	Communication Equip., Nutrition, IT & Office Supplies	405,436.00
Denmark	Peter Justesen Company A/S	Transport, Nutrition, Medical Equip. Education Supplies	403,346.00
Denmark	Missionpharma A/S	Medical Renewable, Pharmaceuticals	390,977.00
Denmark	Fortitech Europe Aps	Nutrition	290,752.00
Denmark	Zarges Aps	Education Supplies	269,205.00
Denmark	Danoffice Ltd	IT & Office Supplies	254,482.00
Denmark	Isaak	Education Supplies	254,241.00
Denmark	Ambu A/S	Medical Equipment	189,580.00
Denmark	Grundfos Dk A/S	Water & Sanitation	187,827.00
Denmark	Smith & Nephew A/S	Pharmaceuticals	174,968.00
Denmark	Steka Reklame Aps	Clothing & Footwear, Identific. & Signage	159,408.00
Denmark	Icopal Plastic Membranes A/S	Shelter/Field Equip., Water & Sanitation	148,192.00
Denmark	Select Sport A/S	Education Supplies	128,839.00
Denmark	Dr. Lange Danmark A/S	Water & Sanitation	120,034.00
Denmark	H. Jessen Jürgensen A/S	Cold-Chain Equipment	116,644.00
Denmark	Eurocare Denmark Ltd. Aps.	Laboratory Sup., Medical/Hygiene Kits, Pharmaceuticals	116,139.00
Denmark	Hobart Foster Scandinavia A/S	Cold-Chain Equipment	114,447.00
Denmark	Kjaer & Kjaer Worldwide A/S	Transport	112,890.00
Denmark	Tdc Totaløsninger A/S	Communication Equip.	106,278.00
Denmark	Roche Vitamins A/S	Nutrition	104,886.00
Denmark	Borg & Bigum Danmark A/S	Clothing & Footwear, Identific. & Signage	103,457.00
Dominican Republic	Manrique Industrial, C. Por A.	Shelter/Field Equip.	135,580.00
Egypt	Sahara Printing Co.	Education Supplies	547,612.00
Egypt	Al Ahram Commercial Press	Education Supplies	452,967.00
Egypt	Shorouk	Education Supplies	405,934.00
Egypt	Misr El-hegaz For Upvc Pipes & Plast.p	Water & Sanitation	401,689.00
Egypt	Sadko Trade & Distribution	Cold-Chain Equipment	146,263.00
Ethiopia	Selamawit Abate Importer	Shelter/Field Equip., Clothing & Footwear, Educ. Supplies	690,517.00
Ethiopia	Health Care Food Manufacturer	Nutrition	654,521.00
Ethiopia	Haron Computer Pvt. Ltd. Co.	IT & Office Supplies, Education Supplies, Printing	312,193.00
Ethiopia	Moenco	Transport	248,551.00
Ethiopia	Finfinne Printing & Publishing S.c.	Printing, Education Supplies	178,304.00
Ethiopia	Pharmid	Pharmaceuticals	163,938.00
Ethiopia	Maky Tx Trading	Shelter/Field Equip., Medical Renewable, Education Supplies	141,258.00
Ethiopia	Snap Trading And Industry P.l.c	Education Supplies, IT & Office Supplies, Printing	140,216.00
Ethiopia	Chamber Printing House Pvt	Education Supplies, IT & Office Supplies, Printing	131,973.00
Ethiopia	Dire Industries Plc	IT & Office Supplies, Communication Equip., Educ. Supplies	122,463.00
Ethiopia	Bereket Plc	Water & Sanitation, Education Supplies	112,412.00
Ethiopia	Bahiru Birru Metals&Wood Work Enterp	Education Supplies, Nutrition, Shelter/Field Equip.	102,747.00
Finland	Pa-hu Oy	Medical Renewable	3,108,252.00
Finland	Ab Crown Products Oy	Education Supplies	1,548,580.00
Finland	Smead Paperisto Oy	Medical Renewable, Education Supplies	1,033,087.00
Finland	Sademan Oy	Nutrition	243,119.00
Finland	Huurre Finland Oy	Cold-Chain Equipment	177,274.00
Finland	Nerox Filter Oy	Water & Sanitation	110,430.00
France	Aventis Pasteur	Vaccines/Biologicals	64,952,055.00
France	Nutriset	Nutrition	5,744,826.00
France	Omyacolor Sa	Education Supplies, IT & Office Supplies	2,243,418.00

**Major Equipment ordered by Agency during 2003**  
(Orders of USD 30,000 or more)

Agency/Country Procurement	Name of supplier	Description of goods (equipment)	Total Cost (USD)
<b>UNICEF cont.</b>			
France	Sanofi Winthrop Industrie S.a.	Water & Sanitation, Pharmaceuticals	1,231,416.00
France	Aventis Intercontinental S.a.s	Pharmaceuticals	708,364.00
France	Arch Chemicals S.a.	Water & Sanitation	617,463.00
France	Lms World Water Treatment Group Gmd	Water & Sanitation	460,605.00
France	Guerbet	Pharmaceuticals	299,531.00
France	Mediprema S.a.	Medical Equipment	279,411.00
France	Laboratoire Renaudin	Pharmaceuticals	236,733.00
France	Renault V.i. Sa (Renault Trucks)	Transport	215,083.00
France	Bristol-myers Squibb Sarl	Pharmaceuticals	203,853.00
France	Peugeot Motocycles S.a.	Transport	200,969.00
France	Panpharma Laboratories	Pharmaceuticals	190,595.00
France	Agencinox	Medical Equipment	190,480.00
France	Peters Surgical	Medical Renewable	188,047.00
France	Compagnie Européenne D'exportation	Clothing & Footwear, Medical/Hygiene Kits	168,493.00
France	Sofip Export	IT & Office Supplies	117,221.00
France	Peugeot Sodexa	Transport	111,098.00
France	Aavs Advanced Audio Visual Systems	Communication Equip.	106,430.00
Germany	Destroject Gmbh Medical Devices	Medical Renewable	2,836,065.00
Germany	Kbi Kunststoffbeutel Prod. Gmbh & C	Pharmaceuticals	2,228,065.00
Germany	Landre Gmbh	Medical Renewable, IT & Office Supplies, Educ. Supplies	1,253,372.00
Germany	Herlitz Pbs Ag	Education Supplies	1,225,038.00
Germany	Pythago Color Gmbh	Education Supplies	1,030,220.00
Germany	Lomapharm, Rudolf Lohmann Gmbh Kg	Pharmaceuticals	762,633.00
Germany	Smurfit Europa Carton Gmbh	Warehousing, Education Supplies	533,381.00
Germany	Henke-sass, Wolf Gmbh	Medical Renewable	465,584.00
Germany	Sanavita Aktiengesellschaft & Co.	Pharmaceuticals	456,950.00
Germany	Seca Vogel & Halke Gmbh & Co.	Nutrition	417,782.00
Germany	B. Braun Melsungen Ag	Medical Renewable, Pharmaceuticals	407,751.00
Germany	Fahrzeugbau Stoof Gmbh	IT & Office Supplies	297,601.00
Germany	Fleischhacker Gmbh & Co.kg	Laboratory Supplies, Medical Equipment	294,046.00
Germany	Rotexmedica Gmbh	Pharmaceuticals	272,412.00
Germany	Boehringer Ingelheim Gmbh	Pharmaceuticals	261,401.00
Germany	Siemens Audiologische Technik Gmbh	Medical Equipment	163,153.00
Germany	Chempatex Medizinische	Medical Renewable	162,020.00
Germany	Hagemann & Partner Bildungsmedien	Nutrition	157,229.00
Germany	Aesculap Ag & Co. Kg	Medical Renewable	154,557.00
Germany	Stoehr Turn- Und Sportgeraet Gmbh	Education Supplies	149,338.00
Germany	Boss Pro-tec	Water & Sanitation	123,675.00
Germany	Bayer Ag	Pharmaceuticals	117,680.00
Germany	Merck Kgaa	Water & Sanitation	107,997.00
Ghana	Ghacem Limited	Water & Sanitation	169,427.00
Ghana	Royal Crown Press Ltd.	Printing	111,580.00
Ghana	Pideck	IT & Office Supplies	100,514.00
Guinea	Total Guinee	Fuel & Lubricants	190,328.00
India	Serum Institute Of India Ltd.	Vaccines/Biologicals	25,876,082.00
India	Panacea Biotec Ltd.	Vaccines/Biologicals	25,129,438.00
India	Shantha Biotechnics Pvt. Limited	Vaccines/Biologicals	3,423,375.00
India	Ipca Laboratories Limited	Pharmaceuticals	1,742,606.00
India	Strides Arcolab Limited	Pharmaceuticals	1,179,065.00
India	Nicholas Piramal India Limited, Thane	Pharmaceuticals, Vaccines/Biologicals, Nutrition	830,483.00
India	Asian Pencil Pvt. Ltd., New Delhi	Education Supplies, Shelter/Field Equip.	580,474.00
India	Ajay Industrial Corporation	Water & Sanitation, Warehousing	573,994.00
India	Fdc Ltd.	Pharmaceuticals	521,448.00
India	Apex Continental Ltd.	Cold-Chain Equipment	487,081.00
India	Nikhil Offset	Education Supplies, Printing, Cold-Chain Equipment	440,454.00
India	Karnataka Antibiotics	Pharmaceuticals	433,705.00
India	Blow Kings	Cold-Chain Equipment	426,155.00
India	Ranbaxy Laboratories Ltd.	Pharmaceuticals	417,124.00
India	Kay & Company	Printing, Medical Equip., Education Sup.,Water & Sanitation	371,392.00
India	Aov International	Water & Sanitation, Cold-Chain Equipment, Warehousing	344,257.00
India	Apex Continental Limited	Cold-Chain Equipment	331,831.00
India	Avon Cycles Private Ltd.	Transport	320,717.00
India	Medikits	Cold-Chain Equipment	319,202.00
India	Apex Continental Ltd.	Cold-Chain Equipment	272,860.00
India	Ajanta Pharma Limited	Pharmaceuticals	271,825.00
India	Geetanjali Woollens Pvt. Ltd.	Shelter/Field Equip.	218,712.00
India	Salter India PrivateLtd., New Delhi	Medical Equipment, Nutritiion, Water & Sanitation	213,581.00
India	Antarctica Limited, Kolkata	Printing	205,366.00
India	Strides Arcolab Limited, Bangalore	Pharmaceuticals	196,300.00
India	Shital Ceramic Works, Ahmedabad	Water & Sanitation	183,513.00
India	Eros Industries	Education Supplies	179,770.00
India	Toyop Relief, Mumbai	Education Supplies	179,188.00
India	Mbi Kits International Park View	Nutrition	173,403.00
India	Jmd House, New Delhi	Printing	169,475.00
India	Annappoorna Industrial Corporation	Education Supplies	169,118.00
India	Instant Offset Printers, New Delhi	Printing	157,816.00
India	Atlas Surgical Company, New Delhi	Medical Equipment, Medical/Hygiene Kits	154,712.00
India	Hcl Infosystems Ltd.	IT & Office Supplies	117,866.00
India	Orchid Biomedical Systems	Diagnostic Test Kits, Medical/Hygiene Kits	117,115.00
India	Printex Works	Education Supplies, Printing	112,506.00
India	Newage Industries	IT & Office Supplies	105,522.00
India	Hero Honda Motors Limited	Transport	103,250.00
India	Kanam Latex Industries Private Ltd.	Medical Renewable	103,140.00
India	Sintex Industries Ltd., Kalol	Water & Sanitation	101,086.00

**Major Equipment ordered by Agency during 2003**  
(Orders of USD 30,000 or more)

Agency/Country Procurement	Name of supplier	Description of goods (equipment)	Total Cost (USD)
<b>UNICEF cont.</b>			
Indonesia	P. t. Bio Farma (Persero)	Vaccines/Biologicals	2,111,675.00
Indonesia	Pt Indonesia Printers	IT & Office Supplies, Printing, Education Supplies	230,226.00
Indonesia	Pt Balai Pustaka	Education Supplies	137,440.00
Indonesia	Pt Multi Kuarta Kencana	Education Supplies, IT & Office Supplies	122,442.00
Iran (Islamic Republic of)	Offset Press Inc.	Education Supplies	746,152.00
Iran (Islamic Republic of)	Hasoun Makoo Company	Water & Sanitation	169,588.00
Iraq	Hajer Printing Press	Clothing & Footwear, Printing, Education Supplies	205,233.00
Iraq	Ali Abdul Sahib/Engineering Services	Water & Sanitation, Warehousing,Transport, Nutrition	193,723.00
Iraq	Haverkamp Gmbh	IT & Office Supplies	185,112.00
Iraq	Ahlia Industrial Projects Co.,	Laboratory Supplies	178,203.00
Iraq	Al-naizak Printing Press	Printing	171,280.00
Iraq	Ibn Al-arab Bureau	Printing, Clothing & Footwear, Education Supplies	166,384.00
Iraq	Al-dewan Printing Press	Printing, Education Supplies	150,388.00
Iraq	Al-mahasen Co.,	Cold-Chain Equipment, Water & Sanitation,Fuel&Lubricants	117,200.00
Iraq	Al Wifaq Printing Press	Printing, Education Supplies	111,500.00
Iraq	Al-baraka Printing Press	Education Supplies, Printing	108,571.00
Ireland	Trinity Biotech	Diagnostic Test Kits	410,045.00
Ireland	Ovelle Limited	Pharmaceuticals	296,454.00
Ireland	Medentech Ltd	Water & Sanitation, Pharmaceuticals	201,416.00
Israel	S.n.o Aseel Co. For Printing & Trading	Printing	361,193.00
Israel	M. Sun Zughaiar Company	Education Supplies, Identific. & Signage	194,275.00
Israel	Educational Bookshop	Education Supplies, Clothing & Footwear,Printing	184,619.00
Israel	Haim Levi Ltd.	Transport	175,055.00
Israel	Hirbawi Investment & Int'l Trade Co.	Education Supplies, Identific. & Signage	150,579.00
Italy	Chiron S.r.l.	Vaccines/Biologicals	39,312,007.00
Italy	Nuova Industrie Biscotti Crich	Nutrition	7,399,463.00
Italy	Coelmo S.r.l.	Nutrition, Warehousing, Water & Sanitation,Medical Equip.	1,345,825.00
Italy	Universal S.p.a.	Education Supplies, IT & Office Supplies	641,890.00
Italy	Nuova Omsa S.r.l.	Shelter/Field Equip., Medical Equipment, Rehab./Disabilities	589,192.00
Italy	Alfa Intes	Pharmaceuticals	391,382.00
Italy	Pharmatex Italia Srl	Pharmaceuticals	304,200.00
Italy	Gio Style Spa	Cold-Chain Equipment	287,632.00
Italy	Galeno A.m.s. S.r.l.	Medical Equipment	167,855.00
Italy	Artsana Spa	Medical Renewable	124,619.00
Italy	Saponerie M. Fissi S.p.a.	Medical Renewable, Household Technology	109,034.00
Italy	Iveco S.p.a.	Water & Sanitation, Transport	106,060.00
Japan	Toyota Motor Corporation	IT & Office Supplies, Transport, Staff Supplies	8,659,178.00
Japan	Sumitomo Chemical Co. Ltd.	Household Technology	5,596,037.00
Japan	Japan Bcg Laboratory	Vaccines/Biologicals	2,450,388.00
Japan	J. Gerber & Company (Japan)	Transport	2,090,788.00
Japan	Tanabe Seiyaku Co. Ltd.	Vaccines/Biologicals	557,365.00
Japan	Fujirebio Inc.	Diagnostic Test Kits	381,810.00
Japan	Toa Corporation	Communication Equip.	213,185.00
Japan	Nissan Trading Co., Ltd	Cold-Chain Equipment, Transport	105,037.00
Japan	Nissan Trading Co., Ltd Nissan	Transport	104,533.00
Jordan	National Press	Education Supplies	1,067,679.00
Jordan	Forum Furniture	IT & Office Supplies	735,293.00
Jordan	National Chlorine Industries	Water & Sanitation	251,236.00
Jordan	Technical Distribution Agency	IT & Office Supplies, Communication Equip.	218,459.00
Jordan	Jordan Data System	IT & Office Supplies	167,908.00
Jordan	National Press	Education Supplies, Printing	137,038.00
Kenya	Techno Relief Services Ltd.	Nutrition,Education Supplies,Water & Sanitation	2,690,674.00
Kenya	Rymans Limited	Education Supplies, IT & Office Supplies,	2,628,534.00
Kenya	English Press Ltd	Printing, Identific. & Signage, Education Supplies	1,196,001.00
Kenya	Norwegian Church Aid	Nutrition	584,284.00
Kenya	Toyota East Africa Ltd	Transport, Communication Equip.Education Supplies	490,389.00
Kenya	Nairobi Ironmongers Ltd	Water & Sanitation, Transport,Cold-Chain Equipment	420,729.00
Kenya	Circuit Business Systems Ltd	Education Supplies, IT & Office Supplies	382,621.00
Kenya	Proctor & Allan	Nutrition	370,535.00
Kenya	Caltex Oil (Kenya) Limited	Fuel & Lubricants	271,868.00
Kenya	Colour Creations	Printing, Clothing & Footwear, Identific. & Signage	268,731.00
Kenya	Lisal Chemicals Company Ltd	Staff Supplies, Medical Renewable, Medical Equipment	212,552.00
Kenya	Mabati Rolling Mills Ltd	Water & Sanitation	161,494.00
Kenya	Davis & Shirtliff Limited	Water & Sanitation, Laboratory Supplies	153,432.00
Kenya	Adva Tech Office Supplies	Communication Equip., Education Supplies	148,054.00
Kenya	Ricky Stationers	IT & Office Supplies, Education Supplies	144,351.00
Kenya	Megamart Holdings Limited	Shelter/Field Equip., Water & Sanitation, Nutrition,	124,780.00
Kenya	Tarpo Industries Limited	Shelter/Field Equip., Identific. & Signage,Education Sup.	109,818.00
Kenya	Navcom Ltd	Communication Equip.	109,536.00
Kuwait	Al Khat Printing Press	Education Supplies	1,661,260.00
Kuwait	Ahlia Industrial Projects Co.	Water & Sanitation	1,450,827.00
Kuwait	Fahad Al Marzouk Printing & Publish	Education Supplies	153,951.00
Kuwait	Al Nazaer Company	Education Supplies	140,537.00
Lebanon	Arab Printing Press S.a.l	Education Supplies	600,178.00
Lebanon	Chemaly & Chemaly Printing Press	Education Supplies	508,584.00
Lebanon	All Prints Distributions And Publis	Education Supplies	441,968.00
Lebanon	Dar El Kotob S.a.l	Education Supplies	414,993.00
Lebanon	Joseph D. Raidy Printing Press	Education Supplies	212,148.00
Lebanon	Nazeeh Karaky Est.	Education Supplies	182,923.00
Lebanon	Arab Scientific Publishers	Education Supplies	151,083.00

**Major Equipment ordered by Agency during 2003**  
(Orders of USD 30,000 or more)

Agency/Country Procurement	Name of supplier	Description of goods (equipment)	Total Cost (USD)
<b>UNICEF cont.</b>			
Liberia	Petrol 1 Inc.	Fuel & Lubricants, Water & Sanitation	107,537.00
Luxembourg	Dometic Sarl	Cold-Chain Equipment	2,366,154.00
Luxembourg	Dometic Sarl	Cold-Chain Equipment	1,212,952.00
Madagascar	Madprint	Printing, IT & Office Supplies, Education Supplies	141,198.00
Madagascar	Cnapmad	Printing, Laboratory Supplies, Education Supplies	133,057.00
Madagascar	Societe Chandarana & Cie.	Cold-Chain Equipment, Com.Equip.,Education Supplies	108,935.00
Malawi	Capital Furniture Company Ltd	Education Supplies, Shelter/Field Equip.	121,115.00
Malaysia	Hovid Sdn Bhd	Pharmaceuticals	656,000.00
Malaysia	Sm Pharmaceuticals	Pharmaceuticals	109,550.00
Mali	Diama -toyota	Transport	209,421.00
Mali	Totalfinaelf Mali S.a.	Fuel & Lubricants	116,298.00
Mali	Mobil Oil Mali	Fuel & Lubricants	109,416.00
Malta	Pharmamed Ltd.	Pharmaceuticals	1,128,633.00
Mexico	Baxter Sa De Cv	Water & Sanitation	388,830.00
Mozambique	Dataserv Lda	Printing, IT & Office Supplies	163,069.00
Mozambique	Serigrafia Crescente	Identific. & Signage, Clothing & Footwear	145,614.00
Mozambique	Agrifocus-agricultura E Comércio Intl	Laboratory Supplies	112,000.00
Myanmar	Shwe Naing Ngan Printing House	Printing	321,640.00
Myanmar	Shay Saung Printing Press	Printing	229,875.00
Myanmar	Myanmar Pipes & Accessories Co.,Ltd	Water & Sanitation	151,443.00
Myanmar	Man International Co., Ltd.	Printing	122,824.00
Netherlands	Simed International B.v.	Water & Sanitation, Rehab./Disabilities,Medical Equipment	1,520,452.00
Netherlands	Project Production International Bv	Nutrition	350,630.00
Netherlands	Pally Holland B.v.	Nutrition	332,617.00
Netherlands	Melspring International B.v.	Pharmaceuticals, Water & Sanitation,Shelter/Field Equip.	280,669.00
Netherlands	Huwa	Water & Sanitation	242,702.00
Netherlands	Ida - International Dispensary	Pharmaceuticals	231,722.00
Netherlands	Merck Sharp & Dohme B.v.	Pharmaceuticals	184,345.00
Nicaragua	Sunline International, S.a	Medical Renewable, Medical Equipment	250,098.00
Niger	Buropa Papeter-	Water & Sanitation, Education Supplies	150,897.00
Nigeria	Sun Flag (Nigeria) Ltd.	Household Technology	359,490.00
Nigeria	Syngenta Nigeria Limited	Household Technology	218,659.00
Nigeria	Silhouette International Ltd.	Education Supplies	132,953.00
Nigeria	Sunflag (Nigeria) Ltd	Household Technology	121,280.00
Norway	Telenor Satellite Networks As	Communication Equip., IT & Office Supplies	945,011.00
Norway	Weifa As	Pharmaceuticals	214,953.00
Norway	Fiskars Norge A/S	IT & Office Supplies, Com.Equip., Educ.Supplies	204,163.00
Norway	Naps Norway A/S	Cold-Chain Equip., Water & Sanitation, Com.Equip.	188,754.00
Norway	Telenor Satellite Services As	IT & Office Supplies, Communication Equip.	178,022.00
Oman	Saud Bahwan Automotive Llc	IT & Office Supplies, Transport	2,232,967.00
Pakistan	Zahra Industries Private Limited	Education Supplies	1,268,212.00
Pakistan	Shahsons (Pvt) Limited	Education Supplies	599,421.00
Pakistan	H.sheikh Noor-ud-din & Sons (Pvt) Ltd.,	Shelter/Field Equip.	573,024.00
Pakistan	Lareb Printing Press	Printing	406,827.00
Pakistan	Noorani Printing & Packing Industry	Identific. & Signage, Printing	259,926.00
Pakistan	Mensunco Sports (Pvt) Ltd.	Education Supplies	218,280.00
Pakistan	Indus Pencil Industries (Pvt) Ltd.	Education Supplies	173,617.00
Pakistan	Dacaar Handpump Factory,	Water & Sanitation	173,099.00
Pakistan	Prime Star Industries (Pvt) Ltd.,	Water & Sanitation	151,447.00
Pakistan	National Tent House	Shelter/Field Equip.	150,925.00
Pakistan	Buraq Surgical Corporation	Medical Equipment	136,718.00
Pakistan	Sigma Press, Printers, Publishers	Printing, IT & Office Supplies	131,622.00
Pakistan	M/S F.k. Pvc Pipe Company	Water & Sanitation	123,764.00
Pakistan	Packs Packages,	Warehousing	122,029.00
Pakistan	Taj Packrite	Warehousing	118,218.00
Peru	Abbott Laboratorios S.a.	Pharmaceuticals	320,332.00
Philippines	Ec-tec Commercial	Printing, Education Supplies	118,530.00
Poland	Polskie Zaklady Optyczne S.a.	Laboratory Supplies	154,840.00
Republic of Korea	Lg Life Sciences Ltd.	Vaccines/Biologicals	6,750,875.00
Republic of Korea	Green Cross Vaccine Corporation	Vaccines/Biologicals, Diagnostic Test Kits	4,574,320.00
Republic of Korea	Cj Corp.	Vaccines/Biologicals	636,000.00
Russian Federation	Ooo Artemed	Rehab./Disabilities, Medical Renewable, Medical Equipment	138,829.00
Russian Federation	Zao Kil-m	Medical Equipment, Rehab./Disabilities	123,623.00
Russian Federation	Ooo Vital-pk	Education Supplies	100,711.00
Senegal	Institut Pasteur De Dakar	Vaccines/Biologicals	432,740.00
Senegal	Typorapide	Printing, IT & Office Supplies, Education Supplies	131,111.00

**Major Equipment ordered by Agency during 2003**  
(Orders of USD 30,000 or more)

Agency/Country Procurement	Name of supplier	Description of goods (equipment)	Total Cost (USD)
<b>UNICEF cont.</b>			
Sierra Leone	John Michael Motors	Transport	212,160.00
Sierra Leone	Centrum Investment	Water & Sanitation, Transport	104,880.00
Sierra Leone	Natgas Corporation (S. L.) Ltd.	Warehousing, Fuel & Lubricants	100,604.00
Somalia	Transglobal International Ltd	Water & Sanitation	316,747.00
Somalia	Somalia	Fuel & Lubricants, Water & Sanitation, Warehousing	106,061.00
South Africa	Bayer Pty (Ltd)	Household Technology	2,879,270.00
South Africa	Lucra Trading	Diagnostic Test Kits	405,648.00
South Africa	Discount Steel Trading	Water & Sanitation	364,832.00
South Africa	Griffin Exports Cc	Education Supplies, Medical/Hygiene Kits, Shelter/Field Equip.	347,700.00
South Africa	Maskew Miller Longman (Pty) Ltd.	Education Supplies, Printing	303,190.00
South Africa	Cip Industries Cc	Cold-Chain Equipment	277,416.00
South Africa	Yamaha Distributors	Transport	271,753.00
South Africa	Nissan South Africa (Pty ) Ltd	Transport	256,312.00
South Africa	Toyota Sa Motors (Pty) Ltd.	IT & Office Supplies, Transport	189,443.00
South Africa	Basf South Africa Pty Ltd.	Household Technology, Water & Sanitation	188,176.00
South Africa	The Chart Studio (Pty) Ltd.	Education Supplies	172,569.00
South Africa	Pacific Paper Technologies (Pty) Ltd	Education Supplies	159,708.00
South Africa	Townsend International (Pty) Ltd	Water & Sanitation, Education Supplies	152,782.00
South Africa	Bpsa	Transport, Fuel & Lubricants, Cold-Chain Equipment	146,834.00
South Africa	Colorpress (Pty) Ltd	Printing	135,437.00
Spain	Bieffe Medital S.a.	Pharmaceuticals	1,474,915.00
Spain	Seta (Sociedad Espanolade Tratamein	Water & Sanitation	479,751.00
Spain	Toyland S.a.	Education Supplies	171,124.00
Sri Lanka	Union Lanka Stationers	Education Supplies	143,004.00
Sri Lanka	Weerodara Stationery (Pvt) Ltd	Education Supplies, Printing	140,826.00
Sri Lanka	Gunaratne Offset Limited	Printing	128,773.00
Sri Lanka	Lazergraphic (Pvt) Ltd.	Education Supplies, Printing	125,674.00
Sudan	Hafez El Sayed El Barbary Co. Ltd.	Fuel & Lubricants, Water & Sanitation	234,529.00
Sudan	Seabulk Trading G.s.a.	Water & Sanitation	219,292.00
Sudan	United Engineering Services	Warehousing, Water & Sanitation, Education Supplies	164,785.00
Swaziland	Leites Motors Ltd.	IT & Office Supplies	123,340.00
Swaziland	Swazi Delta Mbabane	Water & Sanitation	101,874.00
Sweden	Sibir International Ab	Cold-Chain Equipment	1,507,292.00
Sweden	Atlas Copco Craelius Ab	Water & Sanitation	1,505,604.00
Sweden	Smurfit Munksjo Lagamill	Medical Renewable	711,900.00
Sweden	Sibir International Ab	Cold-Chain Equipment	634,478.00
Sweden	Kemira Kemi Ab, Kemwater	Water & Sanitation	394,362.00
Sweden	Menox Ab	Medical Equipment	259,947.00
Sweden	Linden International Ab	Medical Equipment	224,228.00
Sweden	Hemocue Ab	Laboratory Supplies	175,426.00
Sweden	Volvo Car Corporation	Transport	129,774.00
Sweden	Anza Ab	Education Supplies	127,214.00
Sweden	Optoteam Ab	Medical Equipment	110,451.00
Switzerland	Berna Biotech Ltd.	Vaccines/Biologicals	4,265,496.00
Switzerland	Papemo	IT & Office Supplies	714,011.00
Switzerland	Mepha Ltd.	Pharmaceuticals	313,263.00
Switzerland	Syngenta Crop Protection Ag	Household Technology	302,488.00
Switzerland	F. Hoffmann-la Roche Ltd.	Pharmaceuticals	298,386.00
Switzerland	Berlinger & Co. Ag	Cold-Chain Equipment, IT & Office Supplies	211,582.00
Switzerland	Rueger Sa	Cold-Chain Equipment	128,678.00
Syrian Arab Republic	Koutby Bros Co.	Education Supplies	428,421.00
Syrian Arab Republic	Tarabichi Printing & Packaging	Education Supplies	108,874.00
Syrian Arab Republic	Mhd Nasser Abdallah Al-kannani	Water & Sanitation	101,851.00
Thailand	Commonwealth Trading Co., Ltd.	Household Technology	1,263,236.00
Thailand	Medicap Limited	Pharmaceuticals	1,062,645.00
Thailand	Thaibednets Manufacture Co. Ltd	Household Technology	733,618.00
Thailand	Akrungaroon Industry Co. Ltd.	Household Technology	441,664.00
Thailand	C.a.s Paper Co.,Ltd.	Education Supplies, Printing	423,048.00
Thailand	Promotion Of Appropriate Technology	Water & Sanitation	334,335.00
Thailand	Roumsub Industry Co., Ltd.	Medical/Hygiene Kits	282,314.00
Thailand	Eastern Printing Public Co., Ltd.	Printing, Education Supplies	188,081.00
Thailand	Siam Dutch Mosquito Netting Co. Ltd	Household Technology	176,280.00
Thailand	Ricoh (Thailand) Limited	IT & Office Supplies, Education Supplies	120,605.00
Thailand	Hua Nam Printing Co., Ltd.	Education Supplies, Printing	104,474.00
Turkey	Ramko Foreign Trading Ltd. Co.	Water & Sanitation	1,508,160.00
Turkey	Arch Kimya San. Ve Dis Tic A.s	Water & Sanitation	941,860.00
Turkey	Dogan Ofset Yayincilik Ve Mafbatbaa	Education Supplies	793,828.00
Turkey	Meteksan Printing & Industrial	Education Supplies	746,191.00
Turkey	Ofset Filimcilik Ve Matbaacilik As	Education Supplies	489,555.00
Turkey	Nurul Printing & Packaging Industry	Education Supplies	362,134.00
Turkey	Meteksan Printing & Ind. Trade Co.	Education Supplies	329,438.00
Turkey	Ram Dis Ticaret As.	Education Supplies, Medical Equipment	320,760.00
Turkey	Etsun Ent. Tarim Urun. As.	Education Supplies	296,250.00
Turkey	Elit Imalat San. Ve Tic. Ltd. Sti.	Education Supplies	230,000.00
Turkey	Adel Kalemcilik Tic. Ve San. A.s.	Education Supplies	215,820.00
Turkey	Mas Matbaacilik Ticaret Ve Sanayi A	Education Supplies	198,484.00
Turkey	Ramko Dis Ticaret Ltd. Sti.	Water & Sanitation	151,097.00
Turkey	Egeplast A.s.	Water & Sanitation	139,871.00
Turkey	Ajans-türk Gazete. Ve Matb. San. A.s.	Printing	123,463.00

**Major Equipment ordered by Agency during 2003**  
(Orders of USD 30,000 or more)

Agency/Country Procurement	Name of supplier	Description of goods (equipment)	Total Cost (USD)
<b>UNICEF cont.</b>			
Uganda	Crestanks Limited	Water & Sanitation, Shelter/Field Equip.	716,346.00
Uganda	Bros & Company (U) Ltd-transporters	Water & Sanitation, Fuel & Lubricants, Education Supplies	480,672.00
Uganda	Graphic Systems (U) Ltd	Printing	313,498.00
Uganda	Gm Tumpeco Ltd	IT & Office Supplies	150,678.00
Uganda	Techno Relief Services (U) Ltd	Shelter/Field Equip.	108,707.00
United Arab Emirates	Al Ghurair Printing & Publishing	Education Supplies	958,061.00
United Arab Emirates	Gomax Fzc	Education Supplies, IT & Office Supplies	463,108.00
United Arab Emirates	Cosmoplast Ind. Co.	Warehousing, Water & Sanitation	311,957.00
United Arab Emirates	National Plastic & Building	Water & Sanitation	300,869.00
United Arab Emirates	Emirates Printing Press Llc	Education Supplies	270,841.00
United Arab Emirates	National Plastic & Building Material Ind	Water & Sanitation	231,025.00
United Arab Emirates	Transglobal International Ltd.	Shelter/Field Equip., Water & Sanitation	140,998.00
United Arab Emirates	Fiber Technology Corporation	Water & Sanitation	139,050.00
United Kingdom	Tyco Healthcare Group	Medical Equipment, Medical Renewable	3,750,320.00
United Kingdom	Dulas Ltd.	Cold-Chain Equipment	1,877,958.00
United Kingdom	Toyota Gibraltar Stockholdings Ltd.	Transport, IT & Office Supplies	1,334,223.00
United Kingdom	Geometrix Ltd.	Education Supplies	842,589.00
United Kingdom	Ilt Sanitaire Ltd (Portacel Divisio	Water & Sanitation	813,091.00
United Kingdom	Smithkline Beecham International	Pharmaceuticals	591,715.00
United Kingdom	Morningside Pharmaceuticals Ltd.	Medical Renewable, Pharmaceuticals, Medical Equip.	583,847.00
United Kingdom	Tri-med Ltd.	Water & Sanitation, Shelter/Field Equip.	522,734.00
United Kingdom	Oxfam	Nutrition	436,024.00
United Kingdom	Avery Berkel Salter Weigh-tronix	Nutrition	427,020.00
United Kingdom	Glaxosmithkline Export Limited	Pharmaceuticals	418,708.00
United Kingdom	Robens Institute	Water & Sanitation	351,172.00
United Kingdom	A.J. Cope & Son Ltd	Laboratory Supplies, Diagnostic Test Kits	344,770.00
United Kingdom	Evenproducts Ltd.	Water & Sanitation	314,587.00
United Kingdom	Paintmaster (2000) Limited	Education Supplies	282,566.00
United Kingdom	Nrg Group World Accounts	IT & Office Supplies	279,099.00
United Kingdom	Lfpv Limited	Transport	251,911.00
United Kingdom	Wagtech International Ltd.	Water & Sanitation, Transport	244,209.00
United Kingdom	Dawson Uk Ltd. (Book Division)	Printing	238,177.00
United Kingdom	Aladdin Sales & Marketing Limited	Cold-Chain Equipment	212,115.00
United Kingdom	Bright Light Solar Ltd.	Cold-Chain Equip., Com.Equip., Water& Sanitation	180,416.00
United Kingdom	Cromwell International	Clothing & Footwear, Education Supplies, Water&Sanitation	164,056.00
United Kingdom	Bp Solar Ltd	Cold-Chain Equipment	157,597.00
United Kingdom	Sollatek Uk Ltd	Cold-Chain Equip., IT & Office Supplies, Water&Sanitation	134,164.00
United Kingdom	Sunrise Medical Limited	Medical Equipment	112,313.00
United Kingdom	Osprey Ltd.	Water & Sanitation, Household Technology	105,482.00
United Republic of Tanzania	A To Z Textile Mills Limited	Household Technology	2,383,415.00
United Republic of Tanzania	Tanzania Printers Limited	Education Supplies, Medical/Hygiene Kits, Printing	820,983.00
USA	Sap America Inc.,	IT & Office Supplies	3,055,155.00
USA	Manchester Technologies, Inc.	IT & Office Supplies	1,359,825.00
USA	Microsoft Corporation	IT & Office Supplies	1,349,810.00
USA	Merck & Co., Inc.	Pharmaceuticals, Vaccines/Biologicals	1,054,631.00
USA	Hewlett Packard	IT & Office Supplies	815,302.00
USA	Cisco Systems, Inc	Communication Equip., IT & Office Supplies	694,383.00
USA	Software Spectrum	IT & Office Supplies	641,188.00
USA	Hewlett Packard Company	IT & Office Supplies	565,745.00
USA	Atlantic Business Systems, Inc.	IT & Office Supplies	411,884.00
USA	Kyocera Solar Inc.	Cold-Chain Equipment	394,321.00
USA	Atlantic Business Systems, Inc.	Printing, Communication Equip., IT & Office Supplies	295,774.00
USA	Colorcraft Of Virginia, Inc.	Printing	278,396.00
USA	Sybase, Inc.	IT & Office Supplies	275,278.00
USA	Sitara Networks, Inc.	Communication Equip., IT & Office Supplies	270,744.00
USA	Remlitho, Inc.	Printing	261,343.00
USA	Derive Technologies	Communication Equip., IT & Office Supplies	246,944.00
USA	Manchester Technologies, Inc.	Communication Equip., Cold Chain Equipment	225,173.00
USA	Enterasys Networks	IT & Office Supplies	204,386.00
USA	Shorr Production	Nutrition	202,500.00
USA	Ixos Software, Inc.	IT & Office Supplies	188,700.00
USA	Wisconsin Aluminum Foundry Co. Inc.	Medical Equipment	185,867.00
USA	Office Depot	IT & Office Supplies	180,000.00
USA	Gaumard Scientific Company, Inc.	Medical Equipment, Education Supplies	179,863.00
USA	Bmil International Inc	Cold-Chain Equipment	177,300.00
USA	Canon Business Solutions-east, Inc.	IT & Office Supplies	170,839.00
USA	Hewlett-packard Professional Servic	IT & Office Supplies	167,207.00
USA	Cognos Corporation	IT & Office Supplies	154,787.00
USA	Oracle Corporation	IT & Office Supplies	134,230.00
USA	The Document Company Xerox	IT & Office Supplies	133,888.00
USA	International Business Machines	IT & Office Supplies	125,000.00
USA	Fisher Scientific Global Export Division	Diagnostic Test Kits, Laboratory Supplies	117,762.00
USA	Reddot Solutions Corporation	IT & Office Supplies	106,491.00
USA	Total Concept Graphics, Inc.	Printing	103,955.00
USA	Devlin Video International	IT & Office Supplies	100,000.00
Venezuela	Technology & System Ideal Net, C.a.	IT & Office Supplies	123,774.00
Viet Nam	Cong Ty In & Van Hoa Pham	Transport, IT & Office Supplies, Printing	106,111.00
Yemen	Husein Ben Husein Al-hababi	Water & Sanitation	255,904.00
Yemen	Pta Council Of Parents In Ibb	Water & Sanitation	189,102.00
Yemen	Hashem Abdul-karim Al-magrebi	Water & Sanitation	185,902.00
Yemen	Al-athwari Center	Water & Sanitation, Rehab./Disabilities	172,134.00
Yemen	Public Corporation Carpentry	Education Supplies	142,050.00
Yemen	Nasser Saleh Al-agbari	Water & Sanitation, Warehousing	139,797.00

**Major Equipment ordered by Agency during 2003**  
(Orders of USD 30,000 or more)

Agency/Country Procurement	Name of supplier	Description of goods (equipment)	Total Cost (USD)
<b>UNICEF cont.</b>			
Yemen	Abdo Al-hameed Al-athwary	Water & Sanitation	117,259.00
Yemen	Yaqwb Ahmed Hamed	Water & Sanitation	111,493.00
Zambia	New Horizon Printing Press	Printing, Identific. & Signage, Education Supplies	490,382.00
Zambia	Supersonic International Zambia Ltd	IT & Office Supplies, Education Supplies	294,958.00
Zambia	Saro Agri Equipment Limited	Water & Sanitation	147,529.00
Zambia	Society For Family Health	Shelter/Field Equip., Water & Sanitation	124,349.00
Zambia	Insaka Press Co. Ltd	Education Supplies	122,852.00
Zimbabwe	Rolden Trading T/A Prestige Books	Education Supplies	160,770.00
Zimbabwe	Zero Suppliers	Education Supplies	155,144.00
Zimbabwe	Pg Building Supplies	Water & Sanitation, Education Supplies	141,584.00
Zimbabwe	National Blankets Ltd	Shelter/Field Equip., Clothing & Footwear	137,833.00
Zimbabwe	Ts Timber (Pvt) Ltd	Water & Sanitation	120,641.00
Zimbabwe	Afri-link (Pvt) Ltd	Nutrition	112,659.00
Zimbabwe	Mild Engineering Enterprises	Water & Sanitation	112,175.00
<b>UNIDO</b>			
Austria	Amex Export Import Gmbh	Laboratory Equipment	304,985.00
Austria	Boku University Of Agricultural Sciences Of Vienna	Food, Beverages And Tobacco Process	132,490.99
Austria	Amex Export Import Gmbh	Laboratory Equipment	50,097.39
Austria	Amex Export Import Gmbh	Laboratory Equipment, Special Purpo	45,178.15
Belgium	Ite N V	Equip To Replace Sub Cfcs Refrig/Ac	77,311.70
Brazil	Machcorp Brasil Ltda	Equip To Replace Sub Cfcs Refrig/Ac	278,100.00
Brazil	Machcorp Brasil Ltda	Equip Sub Cfcs In Foam Plastic Manf	70,600.00
China	Hydropower Co. Ltd.	Machinery, Special Purpose, Other A	87,010.00
China	Inficon Limited	Equip To Replace Sub Cfcs Refrig/Ac	65,383.00
Costa Rica	Conceptos.cr	Agriculture Machinery And Parts The	185,960.00
Croatia	Maservice Vrbovec D O O	Agriculture Machinery And Parts The	124,400.00
Finland	Finnsonic Oy	Equip Sub Cfcs For Solvs And Aeros	1,286,760.00
France	Hi Tech Detection Systems Htds	Laboratory Equipment	88,082.00
France	Aes Laboratories	Laboratory Equipment	54,145.87
France	R Biopharm France	Laboratory Equipment	40,350.36
France	Comaral Consulting	Software, Computer, Including Manua	34,221.29
Germany	Starclean Company Consulting Gmbh	Equip Sub Cfcs For Solvs And Aeros	2,106,000.00
Germany	Huehren Kaelte Klima Elektrotechnik	Equip To Replace Sub Cfcs Refrig/Ac	110,748.00
Germany	Labsco Laboratory Supply Company	Laboratory Equipment	89,710.41
Germany	Haefner Gewichte Gmbh	Measuring, Checking And Testing Ins	49,287.41
Germany	Labsco Laboratory Supply Company	Laboratory Equipment, Special Purpo	31,583.73
Gibraltar	Toyota Gibraltar Stockholdings Ltd	4wd Station Wago Diesel, 1500-3000	32,551.33
India	Polutech Limited	Equip Replacing Carbon Tetrachloric	75,481.00
India	Subshash Chandra & Bros	Equip Replacing Carbon Tetrachloric	67,000.00
Ireland	Ntron Europe Ltd	Equip To Replace Sub Cfcs Refrig/Ac	30,675.00
Israel	Azrom Metal Industries Ltd	Greenhouses	2,567,680.00
Italy	Impianti Oms Spa	Equip Sub Cfcs In Foam Plastic Manf	823,680.00
Italy	Galileo Tp Process Equipment Srl	Equip To Replace Sub Cfcs Refrig/Ac	371,032.16
Italy	Technografiing S.r.l.	Agriculture Machinery And Parts The	300,000.00
Italy	Germa S R L	Seeders	159,930.00
Italy	Idrotec Snc Di Camilletti E Giuliador	Greenhouses	150,000.00
Italy	Qs Group S P A Perros Division	Machinery, Special Purpose, Other A	113,334.00
Italy	Mac Dry	Equip Sub Cfcs For Solvs And Aeros	88,362.00
Italy	Afros S P A	Machinery, Special Purpose, Other A	86,330.00
Italy	Tec Mac S R L	Equip Sub Cfcs In Foam Plastic Manf	72,380.00
Italy	Galileo Tp Process Equipment Srl	Machinery, Special Purpose, Other A	66,170.00
Italy	Torielli Rag Pietro	Software, Computer, Including Manua	56,228.57
Italy	Manni S P A	Equip Sub Cfcs In Foam Plastic Manf	55,650.00
Italy	G B L Officina Meccanica G B L S R L	Fleshing Machine	55,100.00
Italy	F T S R L	Machinery, Special Purpose, Other A	48,427.55
Italy	Cm S P A	Presses, Letherworking	45,715.00
Italy	Qs Group	Equip Sub Cfcs In Foam Plastic Manf	41,000.00
Italy	Afros S P A	Equip Sub Cfcs In Foam Plastic Manf	40,620.00
Italy	Qs Group S P A Perros Division	Equip Sub Cfcs In Foam Plastic Manf	34,534.75
Japan	Shin-ei Kiko Co Ltd	Metal Products, Fabricated, Other	41,000.00
Morocco	Computer General Des Produits Agricoles Cogepra	Olive Processing Machinery	58,700.00
Netherlands	Devotra B V	Laboratory Equipment	77,172.21
Netherlands	Arendonk International Tannery Machenes	Textile, Apparel And Leather Produc	67,980.00
Netherlands	Devotra B V	Machinery, Special Purpose, Other A	40,304.00
Singapore	Rim Polymers Industries Pte Ltd	Equip Sub Cfcs In Foam Plastic Manf	227,500.00
Spain	Indigo Telares	Weaving Machines (Looms)	67,779.76
Sweden	Elastocon Ab	Measuring, Checking And Testing Ins	36,052.63
Switzerland	Mettler Toledo Gmbh	Measuring, Checking And Testing Ins	190,948.13
Switzerland	Gerber Instruments Ag	Laboratory Equipment	65,444.02
Switzerland	Mettler Toledo Gmbh	Measuring, Checking And Testing Ins	33,537.78
Switzerland	Branson Ultrasonic S A	Equip To Replace Sub Cfcs Refrig/Ac	31,000.00



**Major Equipment ordered by Agency during 2003**  
(Orders of USD 30,000 or more)

Agency/Country Procurement	Name of supplier	Description of goods (equipment)	Total Cost (USD)
<b>UNIDO cont.</b>			
Syrian Arab Republic	Syrian Coil Firm S C	Equip Sub Cfcs In Foam Plastic Manf	58,000.00
Turkey	L And N Computer And Consultancy Services	Personal Computers (Pc), Gen. Purp.	83,659.00
United Kingdom	Eagle Scientific Ltd	Laboratory Equipment	1,283,378.00
United Kingdom	Welding Alloys Limited	Equip To Replace Sub Cfcs Refrig/Ac	43,285.25
United Kingdom	Buckhickman Inone	Machine Tools	31,482.87
USA	Ohiolumex Co Inc	Laboratory Equipment, Special Purpo	89,000.00
USA	Stapla Ultrasonics Corporation	Equip To Replace Sub Cfcs Refrig/Ac	37,020.00
<b>UNOG</b>			
France	Dynetcom.	Transmitting And Communicating Equi	146,432.00
France	Dynetcom.	Equipment And Accessories For Conne	31,937.80
India	Parkash Woollen Industries	Blankets And Travelling Rugs	132,750.00
Italy	Intertrade - Internat. Services	Electric Motors, Generators And The	424,925.71
Italy	Ferrino & C. Spa	Camping Equipment	399,600.00
Italy	Metallurgica Italo Ottonetti S.r.l	Domestic Metal Products	97,020.00
Italy	G.m.p. Spa	Pumps, Water	57,908.57
Norway	Plastec As	Containers Of Iron, Steel Or Alumin	201,600.00
Norway	Plastec As	Tableware, Kitchenware, Other House	50,400.00
Switzerland	Man Roland Swiss Ag	Printing And Bookbinding Equipment	831,167.88
Switzerland	Dell Computer Sa	Micro-computers	364,948.08
Switzerland	Antalis Sa	Paper Of Paperboard N.e.c., For Pri	213,345.32
Switzerland	Sihl & Eika Papiers Sa	Technical Vocational Training	200,237.04
Switzerland	Antalis Sa	Paper Of Paperboard N.e.c., For Pri	184,851.85
Switzerland	Xerox Office Supplies	Paper Of Paperboard N.e.c., For Pri	167,000.00
Switzerland	Xerox Office Supplies	Paper Of Paperboard N.e.c., For Pri	165,107.91
Switzerland	Dell Computer Sa	Micro-computers	147,619.15
Switzerland	Mds Medasys Data Systems	Micro-computers	100,625.65
Switzerland	Dell Computer Sa	Micro-computers	95,444.85
Switzerland	Dell Computer Sa	Micro-computers	87,450.35
Switzerland	E-secure Sarl	Software Application Packages	84,953.85
Switzerland	Dell Computer Sa	Micro-computers	78,822.70
Switzerland	Ibm (Suisse)	Micro-computers	73,720.00
Switzerland	Sihl & Eika Papiers Sa	Paper Of Paperboard N.e.c., For Pri	63,888.89
Switzerland	Dell Computer Sa	Micro-computers	54,948.91
Switzerland	Dell Computer Sa	Micro-computers	52,208.09
Switzerland	Dell Computer Sa	Micro-computers	50,870.80
Switzerland	Dell Computer Sa	Micro-computers	50,693.85
Switzerland	Round Office & Collectivites Sa	Furniture, Office, Other Than Chair	49,352.00
Switzerland	Dell Computer Sa	Computer Display Terminals	48,527.69
Switzerland	Sitag S.a.	Seats And Chairs	47,845.39
Switzerland	R. Savoy Sa	Trailers And Semi-trailers; Contain	47,777.78
Switzerland	Techno-link-computer Sa	Micro-computers	45,019.92
Switzerland	Dell Computer Sa	Micro-computers	44,750.00
Switzerland	Emc Computer Systems Sa	Storage Units And Storage Media For	43,548.00
Switzerland	Dell Computer Sa	Micro-computers	39,191.97
Switzerland	Dell Computer Sa	Micro-computers	39,075.56
Switzerland	Dell Computer Sa	Computer Display Terminals	38,851.85
Switzerland	Round Office & Collectivites Sa	Furniture, Office, Other Than Chair	38,256.00
Switzerland	Dps Sa	Printing And Plotting Devices For E	38,222.22
Switzerland	Dell Computer Sa	Micro-computers	37,977.14
Switzerland	Ibm (Suisse)	Micro-computers	35,500.65
Switzerland	Absolis Sa	Micro-computers	34,098.46
Switzerland	Dell Computer Sa	Micro-computers	34,019.50
Switzerland	Baumgartner Papiers Sa	Paper Of Paperboard N.e.c., For Pri	33,471.58
Switzerland	Dell Computer Sa	Micro-computers	33,237.41
Switzerland	Dell Computer Sa	Micro-computers	33,191.11
Switzerland	Sitag S.a.	Seats And Chairs	32,817.60
Switzerland	Onex Television Sa	Recording And Reproducing Apparatus	32,461.54
Switzerland	Round Office & Collectivites Sa	Furniture, Other, N.e.c.	32,400.00
Switzerland	Round Office & Collectivites Sa	Furniture, Workshop, Shop Etc.	32,099.36
Switzerland	Round Office & Collectivites Sa	Furniture, Other, N.e.c.	31,361.76
Switzerland	Sihl & Eika Papiers Sa	Paper Of Paperboard N.e.c., For Pri	30,315.81
United Kingdom	Toyota Motor Corporation	Motor Vehicles, Special Purpose	251,856.34
United Kingdom	Toyota Motor Corporation	Motor Vehicles, Special Purpose	152,877.00
United Kingdom	Toyota Motor Corporation	Motor Vehicles, Passenger, Other	147,740.37
United Kingdom	Toyota Motor Corporation	Motor Vehicles, Passenger, Other	137,141.86
United Kingdom	Toyota Motor Corporation	Motor Vehicles, Passenger, Other	106,072.92
United Kingdom	Toyota Motor Corporation	Motor Vehicle Parts And Accessories	103,825.68
United Kingdom	Toyota Motor Corporation	Motor Vehicles, Special Purpose	56,705.66
United Kingdom	Toyota Motor Corporation	Motor Vehicles, Passenger, Other	51,147.67
United Kingdom	Toyota Motor Corporation	Motor Vehicles, Special Purpose	34,385.32
United Kingdom	Toyota Motor Corporation	Motor Vehicles, Special Purpose	34,280.31
USA	Some's Uniforms Worldwide	Tulles, Lace, Narrow Woven Fabrics,	38,867.00
USA	Endeavor Information Systems Inc.	Software Application Packages	38,575.00
USA	Some's Uniforms Worldwide	Hats And Headgear	30,928.59
<b>UNON</b>			
Denmark	Bukkehave	Vehicle, Isuzu Crew Cabin 2.8TD S 4WD Pick-UP	126,869.28
Hong Kong	A. Andrews & Co.	EDP Equipment	50,907.50
India	PT. Ziegler Indonesia	Fire Fighting Trucks & Spare Parts	1,486,604.00
Italy	Bitelli	Cold Planers & Set of spare parts	1,457,478.15
Japan	Nissan Trading Co. Ltd.	Nissan Patrol Station Wagon STD grade 4.2 L Diesel and spare parts	81,069.00

**Major Equipment ordered by Agency during 2003**  
(Orders of USD 30,000 or more)

Agency/Country Procurement	Name of supplier	Description of goods (equipment)	Total Cost (USD)
<b>UNON cont.</b>			
Kenya	Car & General Ltd	350 KVA, 415 Electrical Generator, Standby, Cummins Model 280 DFBH	132,499.52
Kenya	Pegrume Ltd	Telephones-Meridian M3820/3110 digital sets	80,800.00
Kenya	D.T. Dobie & Company Kenya Ltd.	Mercededes Benz-S 350, Right HD.	67,168.74
Kenya	Legend Power System	16 KVA UPS Unit APC SY16K31	62,285.00
Kenya	Pegrume Ltd	Ericsson GSM Gateways	47,792.00
Kenya	Armor Group Kenya Ltd.	Rapiscan 520 X-Ray Machine	43,587.73
Kenya	Pegrume Ltd	Communication Equipment	42,265.00
Kenya	First Computers Ltd	Desktop Computer, Compaq Evo D310	37,322.24
Kenya	First Computers Ltd	Desktop Computer, Compaq Evo D310	36,155.92
Turkey	Al -Barzanji Dis Tic Ltd.	Komatsu equipment, Accessories and spare parts	198,440.00
South Africa	All Technologies Access Parking (PTY) Ltd	Barriers & Equipment	127,291.74
USA	Firematic Supply Co. Inc.	Fire Fight Equipment	44,446.64
<b>UNOPS</b>			
Albania	Biometric Albania Sh.p.k.	Btc Reagents	209,982.13
Argentina	Ibm Argentina S.a	Impresoras Laser Marca Lexmark T420dn O T420d Con	567,627.00
Argentina	Coradir S.r.l	Microsoft Office Professional Xp Version Olp	95,295.00
Argentina	Datastar	Item 1.1 Oracle Database Enterprise Edition 9i O	52,100.00
Argentina	Stylus S.a.	Software -microsoft Office Professional Ultima Version	31,718.90
Belgium	Manuchar N.v.	Sitc: 678 - Steel Water Pipes: Thickness: 8mm,	673,320.00
Belgium	Bia S.a.	Sitc: 723 - Excavator, Model Pc300-7 Komatsu, With 600 Mm	358,470.02
Belgium	Manuchar N.v.	Sitc: 999 - Freight And Associated Charges Cfr Conakry,	247,962.00
Belgium	Manuchar N.v.	Sitc: 999 - Freight And Associated Charges Cfr Conakry,	247,962.00
Belgium	Manuchar N.v.	Sitc: 999 - Freight And Associated Charges Cfr Conakry,	247,962.00
Belgium	Decra Roofing (Polytuil Sa)	Fpo-sen-pg03-2006 Has Been Issued To Cover The Purchase Of	196,555.26
Belgium	Nialco S.a.	Sitc: 999 - Freight Forwarding Cpt Bamako Mali	163,669.89
Belgium	Manuchar N.v.	Sitc: 999 - Freight And Associated Charges Cfr Conakry,	161,947.50
Belgium	Manuchar N.v.	Sitc: 999 - Freight And Associated Charges Cfr Conakry,	154,154.00
Belgium	Manuchar N.v.	Sitc: 634 - Harboard 122cm X 244cm X 3mm, One Side Smooth ,	128,742.00
Belgium	Manuchar N.v.	Sitc: 634 - Plywood Sheets 4'x8', 3.6mm, Two Good Sides, As	118,401.03
Belgium	Parts Trading Company Nv	Sitc:778 - Battery, 12v - 150ah, N 150	88,060.42
Belgium	Manuchar N.v.	Sitc: 634 - Harboard 122cm X 244cm X 3mm, One Side Smooth,	75,099.50
Belgium	Manuchar N.v.	Sitc: 523 - Welding Flux, A.w.s. 6013, Green	33,792.00
Brazil	Bayer Polymers (Brazil)	Sitc: 516 - Toluene Di-isocyanate (Tdi)	272,000.00
Canada	Med-eng Systems Inc	Ldh Long Visor With Pouch	274,830.00
Canada	Med-eng Systems Inc	Ldh Med Helmets With Long Visor, Size: Medium	63,546.00
China	Rm Asia (H.k.) Limited	Ford Ranger Double Cab Diesel Pick Up Trucks, 2.9 Up 45 Lac	855,925.00
China	Rm Asia (H.k.) Limited	Ford Ranger - Specifications As Per Above	411,040.00
China	Rm Asia (H.k.) Limited	Ford Ranger - Specifications - As Above	333,970.00
China	Rm Asia (H.k.) Limited	Ford Ranger Double Cab Diesel Pick Up Trucks, 2.9 Up 45 Lac	306,600.00
China	Iti Company Ltd	Sitc: 728 - Polyol Foam Processing Machines:	108,274.00
China	Rm Asia (H.k.) Limited	Ford Ranger - Specifications - As Above	77,070.00
China	China Nat'l Constructional&Agricuit	Sitc: 625 - Tyres, Specifications As Follows:	42,309.60
Colombia	Consultecnica	Equipo Para Una Planta De Aceite De Palma, De Acuerdo Con Vu	574,017.00
Colombia	Hacienda La Cabana S.a.	Semilla Pregerminada De Palma Africana	66,050.00
Costa Rica	Bridgestone Firestone De Costa Rica	Sitc: 625 - Tyres, As Per Item 27 Of Attached Annex 1	77,094.18
Cote D'ivoire	Societe Des Ciments D'abidjan	Sitc: 999 - Freight And Associated Charges For Delivery Cpt	184,953.06
Cote D'ivoire	Societe Des Ciments D'abidjan	Sitc: 999 - Freight And Associated Charges For Delivery Cpt	182,512.07
Cote D'ivoire	Societe Des Ciments D'abidjan	Sitc: 999 - Freight And Associated Charges For Delivery Cpt	172,935.82
Cote D'ivoire	Societe Des Ciments D'abidjan	Sitc: 999 - Freight Forwarding And Associated Charges For	172,935.82
Cote D'ivoire	Sotaci	Sitc: 674 - Steel Sheets, Cold Rolled, 0.8 X 1000 X 2000	147,470.00
Cote D'ivoire	Sotaci	Sitc: 674 - Steel Sheets, Oiled, Cold Rolled, 0.7 X 1000 Mm,	147,320.00
Cote D'ivoire	Societe Des Ciments D'abidjan	Sitc: 999 Freight Forwarding And Associated Charges Delivery	123,364.63
Cote D'ivoire	Sotaci	Sitc:673 - Ribbed Reinforcing Bars, 6mm Diameter, In Lengths	95,742.05
Cote D'ivoire	Societe Des Ciments D'abidjan	Sitc: 999 Freight Forwarding And Associated Charges For	93,321.49
Cote D'ivoire	Societe Des Ciments D'abidjan	Sitc: 999 - Freight Forwarding And Associated Charges For	92,382.65
Cote D'ivoire	Sotaci	Sitc: 674 - Steel Sheets, Cold Rolled, 0.8 X 1000 X 2000 Mm	30,752.00
Denmark	Johs.gram-hanssen Product Ltd.	Lot A - New Tents	4,178,901.39
Denmark	Mahe Freight As	Freight Forwarding - Air, Sea And Truck And Warehousing For	3,522,214.00
Denmark	Missionpharma A/S	Lot No. 7, Miscellaneous, Composed Of 23 Line Items As Per	1,493,336.32
Denmark	Mahe Freight As	Freight Forwarding And Transport For Two Lots Of	884,000.00
Denmark	Mahe Freight As	Storage Jabel Ali - June To Dec. 2003	697,649.18
Denmark	Mahe Freight As	Fright And Freight Forwarding Services For The Emergency	644,028.39
Denmark	Johs.gram-hanssen Product Ltd.	Foam Mattresses	642,000.00
Denmark	Johs.gram-hanssen Product Ltd.	Multi Purpose Tents	640,560.00
Denmark	Missionpharma A/S	One Lot Of Pharmaceuticals Composed Of 33 Line Items As Per	519,591.57
Denmark	Scandinavian Relief Services Aps	Emergency Water Purification Kit	473,922.26
Denmark	Mahe Freight As	Freight Forwarding - To Cover 25% Of Total Payment For	442,000.00
Denmark	Johs.gram-hanssen Product Ltd.	3mm Double Galvanized Steel Wire	417,600.00
Denmark	Danish Camp Supply	Cooking Stoves	335,000.00
Denmark	Johs.gram-hanssen Product Ltd.	Balance Of Invoice No. 3723 Under Purchase Order	282,150.00
Denmark	Danimex Communications Ltd.	Codan Mobile Radio - Ngf- Vr As Per Our Specifications And	266,422.23
Denmark	Grundfos A/S	Solar Pump System, Type 1	255,677.69
Denmark	Scandinavian Relief Services Aps	Foam Mattresses	243,000.00
Denmark	Johs.gram-hanssen Product Ltd.	Qty. 750 Rolls Of Plastic Sheeting	226,601.92
Denmark	Johs.gram-hanssen Product Ltd.	Combination Tandem Roller: Hamm Hd 70k As Per Your	195,227.76
Denmark	Danish Camp Supply	Stainless Steel Kitchen Sets As Per Your Bid Offer Dated	195,200.00
Denmark	Connectra Aps	Rocket Wrenches Re 61 Rw	185,031.46
Denmark	Scandinavian Relief Services Aps	Blankets, Wool, Emergency Grade	123,674.92
Denmark	Danimex Communications Ltd.	Codan Mobile Radio - Ngf- Vr As Per Our Specifications And	123,312.60
Denmark	Bukkehave Ltd	Sitc: 625 Goodyear Tyres G386, 1200 R20, 154 K, 18 Pr,	110,250.93
Denmark	Scandinavian Relief Services Aps	Water Plant Purification Kit (On Skid):	105,159.17
Denmark	Bukkehave Ltd	Sitc: 625 Goodyear Tyres, G386, 1200 R20, 154 K, 18 Pr,	102,900.86
Denmark	Scandinavian Relief Services Aps	Bed Sheets:	102,085.62
Denmark	Scandinavian Relief Services Aps	Lada Niva Vehicles Model 21213:	99,802.00

**Major Equipment ordered by Agency during 2003**  
(Orders of USD 30,000 or more)

Agency/Country Procurement	Name of supplier	Description of goods (equipment)	Total Cost (USD)
<b>UNOPS cont.</b>			
Denmark	Johs.gram-hanssen Product Ltd.	Ballistic Helmets As Per Specifications, Size: Medium	97,900.00
Denmark	Hyma Foam Machinery	Machine Hyma Type Fp-200-ft Complete Including	88,483.57
Denmark	Johs.gram-hanssen Product Ltd.	Theodolites	74,090.00
Denmark	Bukkehave Ltd	Sitc: 625 Goodyear Tyres, G386, 1200 R20, 154k, 18pr,	73,500.62
Denmark	Johs.gram-hanssen Product Ltd.	Prefabricated Warehouse	60,103.86
Denmark	Bukkehave Ltd	Sitc: 625 Goodyear Tyres, G386, 1200 R20, 154k, 18pr,	58,800.49
Denmark	Bukkehave Ltd	Sitc: 625 Goodyear Tyres, G386, 1200 R20, 154k, 18pr,	58,800.49
Denmark	Connectra Aps	Qty. 130 Line Items Of Genuine Spare Parts For Komatsu	58,252.08
Denmark	Johs.gram-hanssen Product Ltd.	Flatbed Rigid Gooseneck Trailers	55,860.00
Denmark	Scandinavian Relief Services Aps	Lada Niva Vehicles Model 21213:	53,316.00
Denmark	Dlh A/S	Sitc: 634 - Plywood Sheets, 244cm X 122cm, 4.5mm, One Good	49,795.44
Denmark	Danish Camp Supply	Refrigerator/Freezer, Lot No 8, Items 38, 39 & 40 Of Our Itb	48,708.00
Denmark	Danish Camp Supply	23 Lines Items Of Workshop Equipment As Specified And	47,027.00
Denmark	Mahe Freight As	Demurrage Charges For Qty. 9 Containers Of Blankets	45,000.00
Denmark	Scandinavian Relief Services Aps	Pillow Tanks - 10 M3	38,529.09
Denmark	Johs.gram-hanssen Product Ltd.	Accommodation Tents	37,450.00
Denmark	Danoffice Trading	Canon Ir3300 Copier With Duplexing Automatic Document	35,482.85
Denmark	Johs.gram-hanssen Product Ltd.	Jerry Cans (For Kerosene)	35,023.04
Egypt	Egyptian Aluminium Products Company	Sitc: 684 - Aluminium Profiles, In Length Of 5.8m, For 1550	146,043.50
Egypt	Egyptian Aluminium Products Company	Sitc: 684 - Aluminium Profiles, In Length Of 5.8m, For 670	72,526.30
Finland	Huure Finland Oy	Sitc:741 - Cold Room, Freezer Rooms And Intermediary Rooms	301,470.59
France	See Ingenierie Et Systemes	Sistema De Vhf (Sdvhf). See Annex 1 And 2 .	3,435,761.50
France	Snetor Chimie	Sitc:583 - Pvc Resins In 25 Kg Bags. Sasol S6721. One Lot	1,188,342.00
France	Societe Lensoise Du Cuivre	Sitc:682 - Continuous Cast & Rolled Copper Wire Rod, 8 Mm	1,141,160.59
France	Snetor Chimie	Sitc: 516 Toluene Di-isocyanate Tdi, 99.5%, Lyondel	156,570.00
France	Snetor Chimie	Sitc: 516 Toluene Di-isocyanate Tdi, 99.5%, Lyondel	156,489.45
France	Snetor Chimie	Sitc: 583 Ldpe Resin, Hyundai Seetec Uf 315, Packed In 25	147,262.50
France	Snetor Chimie	Sitc: 583 Ldpe Resin, Hyundai Seetec Uf 315, Packed In	147,262.50
France	Mcs International	Sitc: 583 Polypropylene Copolymer, Fina Chemicals Ppc 11712	137,445.00
France	Lippi La Cloture	Sitc:693 - Concertina Type Razor Wire, 450 Mm, 26249 Meters	91,094.50
France	Cirad-cp	Germinated Oil Palm Seeds	78,105.00
France	S.c. Toutelectric	Sitc: 772 - Transformers And Line Accessories	72,914.41
France	Cirad-cp	Germinated Oil Palm Seeds	70,100.00
France	Alm International	Sitc: 522- Caustic Soda 99% Solid, 15 Ppm W/W.	68,323.04
France	S.f.c.e.	Fpo-ivc-pg03-2001 Is Issued For 4 Vehicles, 4 Wd, For	60,000.00
France	Hydro Agri International France	Sitc:562 - Npk, 23-13-13, +3.6 S, 2.6 Mg, 0.3 Zn, In 50 Kg	55,176.00
France	Necotrans Aata	Sea Freight Fob Genoa Djibouti And Inland Transportation Cpt	54,090.00
France	Hydro Agri International France	Sitc:562 - Npk, 23-13-13, +3.6 S, 2.6 Mg, 0.3 Zn, In 50 Kg	36,784.00
France	Nexans France	Sitc: 773 - Electrical Cables And Accessories	35,415.50
Germany	Fresenius Medical Care Deutschland	Haemodialysis Products As Per Attached List Of 51 Articles.	2,657,084.45
Germany	Man Nutzfahrzeuge Ag	Sitc: 783 - Semi-trailer Tractor, Man Model 33.373 Dft	650,242.21
Germany	Aventis Behring Gmbh	One Lot Of Pharmaceuticals Composed Of 5 Line Items As Per	524,452.28
Germany	Bomag Gmbh And Co. Ohg	Bomag Tandem Bw 135 Ad	395,665.48
Germany	M.g. International Transports Gmbh	Freight / Turck Transport Of Approx. 28,000 Cbm Of Cargo	370,000.00
Germany	Hugo Saur Nutzfahrzeuge And Fahrseu	Sitc: 783 - Iveco Truck, Euro-tracker 720 E37, 6x4, With	200,954.45
Germany	Hemopharm Pharmazeutisches Unterneh	One Lot Of Pharmaceuticals Composed Of 9 Line Items As Per	178,826.47
Germany	Hamm Ag	Sitc: 723 - Self Propelled Asphalt Pneumatic Roller	146,420.83
Germany	Force Ware Gmbh	De-mining Apron Stanag 2920 (As Per Specifications In Your	98,903.19
Germany	Boss Pro-tec	Sitc: 782 - Refrigerated Truck, Iveco Eurocargo Type 170 E	79,534.31
Germany	Krauss-maffei	High Pressure,Variable Ratio Polyurethane Foam	78,247.56
Greece	Demo S.a.	One Lot Of Pharmaceuticals Composed Of 2 Line Items As Per	81,874.29
Guatemala	Int'l Coffee And Fertilizer Trading	Sitc: 562 - Prilled Urea Fertilizer, 46% Nitrogen	699,138.00
Honduras	Comercial Rio Dulce	Sitc: 635 - Pine Wood, 50% Of Items As Specified In Annex 1	43,583.26
India	Angelique International Limited	Hot Mix Asphalt (Mobile)	239,460.00
India	Vandana Logistics	Kitchen Sets	184,200.00
India	Jindal Iron And Steel Co Ltd	Sitc: 674 - Galvanised Steel Sheets, 0.23 X 1,000 X 2,000 Mm	183,490.00
India	Jindal Iron And Steel Co Ltd	Sitc: 674 - Galvanised Steel Sheets, 975 X 0.38 Mm,	147,420.00
India	Jaguar International Limited (Jaga	Sitc: 677 Wire, Galvanized As Per Astm B498	147,000.00
India	Parkash Woollen Industries	Blankets	145,500.00
India	Angelique International Limited	Hot Mix Asphalt (Mobile)	119,730.00
Iran (Islamic Republic Of)	Iran Radiator Co	Sitc:784 - Radiator Cores, One Lot Composed Of 47 Line Items	39,287.26
Israel	Eshet Eilon Industries	Sitc: 728 - Mango Processing Line, Capacity 2.5 Mt/Hour	111,500.00
Italy	Com.int S.p.a.	Dozer Fiat Kobelco (Fiat-hitachi) Model Fd255	660,202.86
Italy	Afros Spa	High Pressure, Variable Ratio Polyurethane Foam	617,100.00
Italy	Costruzioni Elettroniche Industrial	Ceia Mil-d1 V3.30 Underground Metal Detectors	316,290.00
Italy	Otto Bock Italia Srl	One Lot Medical And Orthopedic Material, Supplies And	276,876.79
Italy	Saip Srl	Low/Medium Pressure Variable Ratio Foam Dispensers,	274,100.00
Italy	Iveco Spa	Fiat Iveco Dump Truck, Diesel, 6 Cylinder, 9m3 Capacity, 4x4	251,920.81
Italy	Costruzioni Elettroniche Industrial	Ceia Metal Detectors Mil-d1 V3.30	186,368.00
Italy	Marini Spa	Sitc: 723 - Paver Finisher Type Mf 571 Hc Lv+Fv, With Cab,	175,500.59
Italy	Galileo Tp Process Equipment	Double Stage Rotary Vane Vacuum Pumps	139,822.00
Italy	Costruzioni Elettroniche Industrial	Mil-d1 Mine Detecting Sets	92,440.00
Italy	Iveco Spa	Sitc: 782 - Truck Chassis Type, Model Eurotrakker	64,834.66
Italy	Coelmo Srl	Sitc: 743 - Generating Set, 25 Kva, Model Dlt5l,	62,253.32
Italy	Coelmo Srl	Generating Sets, 24 Kva	60,749.14
Italy	Industrial Marketing Engineers And	Water Trailer With 5000 Liter Capacity, Compatible With	58,480.50
Italy	Afros Spa	High Pressure, Variable Ratio Polyurethane Foam	56,500.00
Italy	Main Group	Low Pressure Dispenser Including Ddu Charges	56,300.00
Italy	Coelmo Srl	Sitc: 743 Generating Set, 15 Kva, Model Dlt3l,	41,644.79
Italy	Coelmo Srl	Generating Sets, 24kva Model Dltw 24ps	41,179.03
Japan	Itochu Corporation	Sitc: 334 - Diesel Fuel Type L-0.5-40 Including	2,999,835.00
Japan	Kowa Tsusho Co, Ltd	Sitc: 625 - Tyres As Per Attachment, Item 29	268,567.76
Japan	Kanematsu Corporation	Sitc: 743 - One Lot Of Spare Parts For Nigata Turbo	265,724.55
Japan	Tomen Corporation	Sakai Walk-behind Roller Model Hv 80 S1	191,073.44
Japan	Toyota Motors Corporation (Japan)	Toyota Landcruiser Station Wagons (Hzj105l-gcmrs), With The	161,386.45

**Major Equipment ordered by Agency during 2003**  
(Orders of USD 30,000 or more)

Agency/Country Procurement	Name of supplier	Description of goods (equipment)	Total Cost (USD)
<b>UNOPS cont.</b>			
Japan	Caterpillar Power Systems Inc	Generators	127,439.82
Japan	K.arano And Co., Ltd	Sitc: 625 - Bridgestone Radial, Tbr B52k, 12r225, 16 Pr,	110,469.72
Japan	K.arano And Co., Ltd	Sitc: 625 - Bridgestone Radial, Tbr B52k, 295/80 R225,	109,635.36
Japan	Caterpillar Power Systems Inc	Construction Work And Site Manageme	83,275.00
Japan	Toyota Motors Corporation (Japan)	Toyota Hilux 4x4 Double Cab Pick Up 2800cc Diesel Engine	77,940.81
Japan	K.arano And Co., Ltd	Sitc: 625 Bridgestone Radial, Tbr B52k, 12r225, 16 Pr, M857,	73,646.48
Japan	K.arano And Co., Ltd	Sitc: 625 - Bridgestone Radial, Tbr B52k, 12r225 16pr,	73,646.48
Japan	K.arano And Co., Ltd	Sitc: 625 - Bridgestone Radial, Tbr B52k, 12r225, 16 Pr,	73,646.48
Japan	K.arano And Co., Ltd	Sitc: 625 - Bridgestone Radial Tbr B52k, 12r225, 16 Pr,	73,646.48
Japan	K.arano And Co., Ltd	Sitc: 625 - Bridgestone Radial, Tbr B52k, 12r225, 16 Pr,	73,646.48
Japan	K.arano And Co., Ltd	Sitc:625 - Truck Tyres, 1200r20 Tt	69,941.50
Japan	Toyota Motors Corporation (Japan)	Land Cruiser Station Wagongx, 4wd, 4200cc Diesel 5-speed	46,948.63
Japan	K.arano And Co., Ltd	Sitc: 625 - Bridgestone Radial, Tbr B52k, 12r225, 16pr,M857,	44,860.80
Japan	Nissan Trading Co	Fpo-ivc-pg03-2002 Is Issued For 1 Nissan Pick Up 4wd, Double	42,231.48
Japan	Toyota Motors Corporation (Japan)	Motor Vehicles And Parts And Access	40,052.72
Japan	K.arano And Co., Ltd	Sitc: 625 - Bridgestone Radial, Tbr B52k, 12r225, 16pr,	36,823.24
Japan	Toyota Motors Corporation (Japan)	Toyota Hilux 4x4 Single Cab, Long Wheel Base, Dlx Grade,	36,000.01
Japan	Toyota Motors Corporation (Japan)	Hi-lux Pick-up, 4wd, 2800cc Diesel, Double Cab, Rhd	32,732.21
Lebanon	Fincorp Engineering	Automatic Production Unit For Flexible Pu Boxfoam	63,000.00
Macedonia	Fonko Int Doo Skopje	Fpo K03-051 Is Issued For Rehabilitation Of Heating Systems	189,215.29
Macedonia	Meditrejd '94 Zlatko I Dr. Doo	Lot No. 8, X-ray Material, Composed Of 10 Line Items As Per	185,658.29
Macedonia	Makedonijalek	One Lot Of Pharmaceuticals Composed Of 3 Line Items As Per	127,530.74
Macedonia	Meditrejd '94 Zlatko I Dr. Doo	One Lot Of Pharmaceuticals Composed Of 14 Line Items As Per	102,320.81
Macedonia	Avicena Diagnostica	Medical, Surgical Or Dental Instrum	100,657.32
Macedonia	Td Zegin Blagoj Dooel	One Lot Of Pharmaceuticals Composed Of 10 Line Items As Per	94,770.59
Mozambique	United International Lda/A.basma/T.	Prrm Green Sleeve T-shirts.	39,460.00
Netherlands	Imres	One Lot Of Pharmaceuticals Composed Of 58 Line Items As Per	1,059,098.52
Netherlands	International Procurement Agency B.	Construction Work And Site Manageme	613,200.00
Netherlands	International Procurement Agency B.	Canon Copier Ir 3300 - With Full Options	350,387.73
Netherlands	Dutch Agricultural Developmt&Tradin	Sitc:562 - Urea, 46%, Prilled, In 50 Kg Bags	294,690.00
Netherlands	H.c.i. Chemicals Nederland B.v.	Sitc 583: - Polyol. - Veranol 3136	227,000.00
Netherlands	Ccc International	Sitc: 743 - Water Treatment Equipment As Per Attachment	213,191.99
Netherlands	Ida Holland	One Lot Of Pharmaceuticals Composed Of 9 Line Items As Per	189,806.89
Netherlands	Imres	Lot No. 3, Gloves, Composed Of 6 Line Items As Per Attached	182,410.06
Netherlands	Dutch Agricultural Developmt&Tradin	Sitc:562 - Urea, 46%, Prilled, In 50 Kg Bags	165,772.50
Netherlands	International Procurement Agency B.	Blankets	136,485.00
Netherlands	International Procurement Agency B.	Plastic Tarpaulins, 4 X 5 Mtrs, 200 Gsm, 4 Kgs. Per Piece	132,592.50
Netherlands	Schaart Communications	Codan Ngt Sr Voice Mobile Station Packages	117,885.00
Netherlands	International Procurement Agency B.	Accommodation Tents	88,270.00
Netherlands	Santpoort Project Supplies	Hi-flo 6 Taps	85,782.86
Netherlands	Dutch Agricultural Developmt&Tradin	Sitc:562 - Dap, In 50 Kg Bags	73,710.00
Netherlands	Santpoort Project Supplies	Pillow Tanks - 10 M3	62,285.72
Netherlands	Santpoort Project Supplies	Leica Geo Systems Tcra+, Type 1103 Professional Series	62,168.24
Netherlands	The Medical Export Group Of The Net	Elisa Microplate System, Lot No 4, Item 25-27 Of Our Itb	61,542.00
Netherlands	Santpoort Project Supplies	Hp Laserjet Color Printer Model 5500, English Version	61,248.79
Netherlands	Schaart Communications	Codan Ngt Sr Voice Mobile Station Packages	60,975.00
Netherlands	Tricom Paper International B.v.	Sitc: 641 Carbonless Copy Paper, Yellow Cfb, 53 Gr/M2,	50,952.06
Netherlands	Tricom Paper International B.v.	Sitc: 641 Carbonless Copy Paper, Pink Cfb, 53 Gr/M2,	47,426.46
Netherlands	Dutch Agricultural Developmt&Tradin	Sitc:562 - Urea, 46%, Prilled, In 50 Kg Bags	36,993.00
Netherlands	Santpoort Project Supplies	Optiplex Gx270 Desktop: P4/533mhz/256mb/40gb	36,036.58
Netherlands	Santpoort Project Supplies	Hp Designjet 800 Ps (42") - P/N C7780c W/With Printer	33,319.86
Netherlands	Schaart Communications	Codan Base Station 02-10517 With Codan 3020	33,295.00
Netherlands	Schaart Communications	Codan Ngt Sr Voice Mobile Station Packages	32,520.00
Norway	Norsk Hydro Asa, Hydro Agri North E	Sitc: 562 - Fertilizers, Mineral. Single Superphosphate, Tu	999,994.74
Norway	Rofi Industrier As	Ravelin Pb (Protected Back) Protective Vest For De-miners	292,070.00
Norway	Rofi Industrier As	Qty. 211 Fender Hpb Protective Aprons For Deminers,	215,844.75
Norway	Rofi Industrier As	Fender Half Protected Back Protective Apron For Deminers	200,396.00
Norway	Rofi Industrier As	Fender Hpb (Half Protected Back) Protective Apron For	197,181.00
Norway	Plastec A/S	Emergency Water Purification Kits	121,936.00
Pakistan	H. Sheikh Noor-ud-din And Sons (Pvt	Tents - Alternate li	1,179,800.00
Pakistan	H. Sheikh Noor-ud-din And Sons (Pvt	Lot A - Tents	914,987.50
Pakistan	H. Sheikh Noor-ud-din And Sons (Pvt	Qty. 120,000 Each Sanitary/Hygiene Kits (Soap, Toothpaste,	153,600.00
Pakistan	H. Sheikh Noor-ud-din And Sons (Pvt	Storage For September 2003	39,114.00
Panama	Roche Vitaminas Interamerica Sa	Sitc: 541 - Vitamin A Palmitate	973,437.50
Panama	Roche Vitaminas Interamerica Sa	Sitc: 541- Vitamin A Palmitate	194,687.50
Republic Of Korea	Oci Corporation	Sitc:516 - Toluene Di-isocyanate (Tdi), Orinate 80.	429,000.00
Republic Of Korea	Muso Corporation	Fpo K02-060 Issued For Daewoo Heavy Industry And Machinery	68,424.38
Russian Federation	Sovico Co.ltd	Kamaz 43114-025-02, 6x6, 240hp Trucks:	403,271.00
Russian Federation	Sovico Co.ltd	Kamaz Medium Size Cargo Truck, 6 X 6, Model 43114	306,606.00
Russian Federation	Sovico Co.ltd	Kamaz 43114 Medium-size Cargo Trucks	233,240.00
Russian Federation	Sovico Co.ltd	Kamaz Mobile Workshop (Mws) 4909 On Chassis Kamaz 43114	106,480.00
Senegal	Societe Africaine De Raffinage	Sitc:334 - Gas Oil, Approx. 377 Mt	220,925.00
Slovenia	Kia Motorsadria Group Kmag D.d.	Fpo K03-049 Issued For 6x Kia Sportage, 4x4 Grand Wagon	136,637.88
Slovenia	Kia Motorsadria Group Kmag D.d.	Fpo K03-50 Issued For 3x Kia Sportage, 4x4 Grand Wagon	43,758.51
South Africa	Aspen Pharmacare International (Pty	One Lot Of Pharmaceuticals Composed Of 5 Line Items As Per	58,990.50
South Africa	Tactical Medical Development	Trauma Kits	43,340.00
South Africa	Tactical Medical Development	First Aid Kits - 10 Persons As Per Itb & Offer	42,467.00
South Africa	Milltech	Backup Solutiion With Tape Backup, Scisi Card And Rackmount	30,172.49
Sweden	Hans Andersson Paper Ab	Sitc: 641 Offset Paper, White, 80 Gr/M2, 65 X 90cm, As Per	247,521.13
Sweden	Hans Andersson Paper Ab	Sitc 641: White, Woodfree Offset Paper, 80 Gr/M2, 65 X	202,910.55
Sweden	Graphium Consult Ab	Sitc: 726 - Printing Press, Heidelberg Model Printmaster	192,722.37

**Major Equipment ordered by Agency during 2003**  
(Orders of USD 30,000 or more)

Agency/Country Procurement	Name of supplier	Description of goods (equipment)	Total Cost (USD)
<b>UNOPS cont.</b>			
Switzerland	Saicat Sa	Sitc:722 - Agricultural Crawler Tractors T-4a.01 With Diesel	3,942,432.00
Switzerland	Petroleum A.g.	Sitc: 334 - Diesel Fuel Type L-0.2% To 0.5 % And Minimum	2,199,825.00
Switzerland	Addax Bv Geneva Branch	Sitc:334 - Regular Gasoline, 87 Octane, Approx. 653 Mt	442,007.00
Switzerland	Addax Bv Geneva Branch	Sitc:334 - Regular Gasoline, 87 Octane, Approx. 653 Mt	442,007.00
Switzerland	Addax Bv Geneva Branch	Sitc:334 - Gas Oil, Approx. 415 Mt	294,430.00
Switzerland	Addax Bv Geneva Branch	Sitc:334 - Gas Oil, Approx. 290 Mt	147,367.00
Switzerland	Addax Bv Geneva Branch	Sitc:334 - Gas Oil, Approx. 290 Mt	147,367.00
Switzerland	Addax Bv Geneva Branch	Sitc:334 - Regular Gasoline, 87 Octane, Approx. 218 Mt	147,330.00
Switzerland	Addax Bv Geneva Branch	Sitc:334 - Regular Gasoline, 87 Octane, Approx. 218 Mt	147,330.00
Switzerland	Petroleum A.g.	Sitc:334 - Diesel Fuel Type L - 0.2 % To 0.5 % And Minimum	134,964.00
Switzerland	Pirelli Tyre Europe S.a.	Sitc:625 - Truck Tyres, 315/80 R22.5 TI	36,495.32
Thailand	D.b. Chemical Industrial Co Ltd	Sitc: 583 - Linear Low Density Polyethylene (Ldpe) Resins	645,000.00
Togo	Ciments Du Togo	Sitc:999 - Freight And Associated Cpt Charges For Delivery	167,726.25
Togo	Ciments Du Togo	Sitc:999 - Freight And Associated Cpt Charges For Delivery	160,639.23
Togo	Nouvelle Sototoles Sarl	Sitc: 673 - Reinforcing Bars, Ribbed 6mm Diameter, In Length	86,774.37
Togo	Ciments Du Togo	Sitc:999 - Freight And Associated Cpt Charges For Delivery	80,411.20
Togo	Ciments Du Togo	Sitc:999 - Freight And Associated Cpt Charges For Delivery	78,297.53
Togo	Ciments Du Togo	Sitc:999 - Freight And Associated Cpt Charges For Delivery	78,118.97
Togo	Ciments Du Togo	Sitc:999 - Freight And Associated Cpt Charges For Delivery	74,306.23
Togo	Ciments Du Togo	Sitc:999 - Freight And Associated Cpt Charges For Delivery	67,128.75
Togo	Ciments Du Togo	Sitc:999 - Freight And Associated Cpt Charges For Delivery	67,128.75
Togo	Ciments Du Togo	Sitc:999 - Freight And Associated Cpt Charges For Delivery	41,883.75
Turkey	Teksis Tekstil Urunleri Pazarlaa A.	Sitc: 677 - Preassembled Mattress Springs Consisting Of The	220,919.00
Turkey	Dimeks Ltd	Sitc:522 - Caustic Soda, 99%, Solid, In 380 Kg Drums	146,798.40
United Kingdom	Toyota Gibraltar Stockholding Ltd	Toyota 4wd Land Cruiser Hard Top, 6-seater, Lhd	2,258,092.87
United Kingdom	Pharmchem International Limited	Lot No. 5, Sutures, Composed Of 82 Line Items As Per	1,306,974.73
United Kingdom	The Mace Partnership	One Lot Of Pharmaceuticals Composed Of 15 Line Items As Per	609,356.97
United Kingdom	Nesstra Services (Uk) Ltd	Sitc:582 - Polyol Copolymer, Shell Caradol Sp42-02. 369.6 Mt	526,663.20
United Kingdom	Exploration Logistics Group Plc/Min	Qty. 243 Line Items Of Spare Parts For Bozena Mini-flails	494,501.87
United Kingdom	Exploration Logistics Group Plc/Min	Qty. 243 Line Items Of Spare Parts For Bozena Mini-flails	494,501.87
United Kingdom	Toyota Gibraltar Stockholding Ltd	Toyota 4wd Land Cruiser Station Wagon, 10-seater,	468,730.74
United Kingdom	Toyota Gibraltar Stockholding Ltd	Toyota 4wd Land Cruiser Hardtop, Ambulance, Lhd,	457,019.44
United Kingdom	Tfi Defence Ltd	Protective De-miners Vests	435,348.46
United Kingdom	Toyota Gibraltar Stockholding Ltd	Toyota 4wd Land Cruiser Hardtop, 6-seater, Lhd,	281,869.80
United Kingdom	Land Rover And Ford Project Vehicle	Sitc: 782 Ford Ranger Xl, J97t Up45lac, Double Cab, 4 X 4,	229,529.95
United Kingdom	Toyota Gibraltar Stockholding Ltd	Toyota 4wd Land Cruiser Hardtop, 13-seater, Lhd,	221,811.67
United Kingdom	Toyota Gibraltar Stockholding Ltd	Toyota Landcruiser Gx Station Wagons, 5-seater, 4wd,	220,992.63
United Kingdom	Sony Business Europe	Sony Spare Parts	150,479.67
United Kingdom	Toyota Gibraltar Stockholding Ltd	Toyota 4wd Landcruiser Hartop, 6-seater, Lhd, Model	144,221.29
United Kingdom	Sony Business Europe	Sony Spare Parts Equipment	143,376.89
United Kingdom	Toyota Gibraltar Stockholding Ltd	Toyota Land Cruiser Std Station Wagon, 10 Seater - 4x4 Lhd.	132,750.90
United Kingdom	Paraby Ltd	140 Units Motorola Pg 380 Hand Held Vhf	119,960.90
United Kingdom	Tri-med Ltd	Pillow Tanks - 10 M3	119,672.13
United Kingdom	Toyota Gibraltar Stockholding Ltd	Toyota Land Cruiser - Specifications As Per Line 2 Above.	109,763.60
United Kingdom	Toyota Gibraltar Stockholding Ltd	Toyota Land Cruiser - Specifications As Per Line 2 Above.	98,661.74
United Kingdom	Toyota Gibraltar Stockholding Ltd	Fpo-ivc-pg03-2004 Is Issued To Cover The Purchase Of Two	91,926.92
United Kingdom	Toyota Gibraltar Stockholding Ltd	Toyota 4wd Land Cruiser Hardtop, 13-seater, Lhd, Model	90,932.76
United Kingdom	Toyota Gibraltar Stockholding Ltd	Station Wagons, 4wd, Diesel Driven,	80,233.09
United Kingdom	Toyota Gibraltar Stockholding Ltd	Toyota Land Cruiser Std Station Wagon, 10 Seater As Per Your	72,507.24
United Kingdom	Chelsea Technologies Group	Frrf6500 - Fastracka Submersible Fluorimeter	70,114.50
United Kingdom	Toyota Gibraltar Stockholding Ltd	Additional Funds To Cover Tgs Ltd. Invoice No. 84375 For	67,792.67
United Kingdom	Toyota Gibraltar Stockholding Ltd	Seafreight/Inland Transportation Charges To Mersin,	67,252.38
United Kingdom	Toyota Gibraltar Stockholding Ltd	Toyota Land Cruiser, Hardtop, 13 Seater, 4x4 Lhd	65,518.90
United Kingdom	Land Rover And Ford Project Vehicle	Land Rover Defender 110 Station Wagon Tdi 4 X 4	60,646.32
United Kingdom	Toyota Gibraltar Stockholding Ltd	Toyota Land Cruiser Std Station Wagon - 4x4 Lhd	55,404.80
United Kingdom	Toyota Gibraltar Stockholding Ltd	Toyota 4wd Land Cruiser Gx Station Wagon, 5-seater, Lhd,	52,567.15
United Kingdom	Wagtech International Ltd	Lab & Monitoring Equipment	48,834.56
United Kingdom	Toyota Gibraltar Stockholding Ltd	Toyota Hilux Double Cab, 5 Seater Lhd, Ln166l-prmds5	48,465.32
United Kingdom	Toyota Gibraltar Stockholding Ltd	Toyota Land Cruiser 4 Wdr Station Wagon - Equipped As Per	47,590.29
United Kingdom	Paraby Ltd	Motorola Radius Mdh25kdc9an3_E, Gp-340 Handie-talkie,	46,315.05
United Kingdom	Toyota Gibraltar Stockholding Ltd	Toyota Land Cruiser Std Station Wagon, 10 Seater, Model	39,193.10
United Kingdom	Toyota Gibraltar Stockholding Ltd	Toyota 4wd Landcruiser Hardtop Ambulance, 13-seater,	37,279.97
United Kingdom	Eti (Exploroccean Technology Ltd)	Whm300-1000 Workhorse Monitor 300 Khz,1000 M Rated,	36,822.20
United Kingdom	Toyota Gibraltar Stockholding Ltd	Toyota 4wd Land Cruiser Hard Top, 6-seater, Lhd, Model	36,423.24
United Kingdom	Tfi Defence Ltd	Eod Tool Sets	36,366.20
United Kingdom	Toyota Gibraltar Stockholding Ltd	Fpo-sen-pg03-2005 Is Issued To Cover The Purchase Of One	35,685.87
United Kingdom	Bwi Kp Aerofill	Crimping System	35,674.00
United Kingdom	Toyota Gibraltar Stockholding Ltd	Toyota Land Cruiser Std Station Wagon - 4x4 Lhd	34,716.08
United Kingdom	Toyota Gibraltar Stockholding Ltd	Toyota 4wd Land Cruiser Hardtop, 13-seater, Lhd,	34,694.83
United Kingdom	Eurafric Trading Company Limitec	Rouleaux Vibrants Duplex Modele Bomag Bw75h As Specified	31,809.86
United Kingdom	Applied Satellite Technology	Thuraya Hand Held Satellite Phones	30,990.20
United Kingdom	Glaxosmithkline Export Ltd	One Lot Of Pharmaceuticals Composed Of 2 Line Items As Per	30,905.52
USA	Latin American Export And Import In	Sitc: 673 - Steel Wire Rod As Per Annex 1	2,447,500.00
USA	Latin American Export And Import In	Sitc: 674 - Hot Rolled Steel, Sheets As Per #3 Of Bid	234,000.00
USA	Resident Representative (Generic)	Medical, Surgical Or Dental Instrum	233,984.00
USA	Elfa Trading Company Inc	Sitc: 653 - Polyester Printed Knit Fabric In Rolls	169,879.62
USA	Planson International Corporation	Hp Compaq D330 Minitower Computer	138,256.00
USA	Bukkehav, Inc. (Usa)	Gmc Chevrolet 4wd Suburban 4-door 2500 Model Code Ck2590E	126,000.00
USA	Vinmar International Ltd	Sitc: 583 - Low Density Polyethylene Resin.	124,800.00
USA	Resident Representative (Generic)	Personal Computers (Pc), General Pu	99,734.75
USA	Shop Toshiba	Computers, Laptop/Notebook	95,877.35
USA	Planson International Corporation	Lot Of 32 Line Items Comprising Of Various Computer	95,021.00
USA	Derive Technologies	Ms Office 2003 Select 4.0	91,566.00
USA	Rti Technologies Inc	Refrigerant Recovery Kit	91,409.00
USA	Peter Albrecht Company Inc	Sets Of Curtains For Both Large And Small Theatres As Per	79,750.00
USA	Resident Representative (Generic)	Generators	76,800.00
USA	Vinmar International Ltd	Sitc: 583 - Low Density Polyethylene Resin (Ldpe) Pb52E	71,000.00
USA	Gencom Technology, Llc	Various Audio Visual Equipment As Per Gencom Quote.cost	65,299.68
USA	Planson International Corporation	Toshiba Satellite Lap Top Computer A 10-s169, Pentium 4,	59,860.00
USA	Shop Toshiba	Computers, Laptop/Notebook	48,361.50
USA	Planson International Corporation	Dell Optiplex Gx270 Small Desktop Computer	41,835.00
USA	Planson International Corporation	Softwares: Ms Office Xp Pro, E&F, 5-user License + 1media	41,780.00

**Major Equipment ordered by Agency during 2003**  
(Orders of USD 30,000 or more)

Agency/Country Procurement	Name of supplier	Description of goods (equipment)	Total Cost (USD)
<b>UNOPS cont.</b>			
USA	Derive Technologies	Ms Windows 2000/Xp Pro Upgrade Lic For 310 Users English	41,690.00
USA	Motorola Inc (Tx)	Motorola Radius Gp-340 Handie-talkies, Vhf 136-174 Mhz,	39,902.68
USA	Cisco Systems Inc	Smartnet 8 X 5 X Nbd Ref Quote # Q3180422	38,948.40
USA	Jq American Corporation	Fpo K03-54 Issued For Incubator (Caleo Infant Incubator,	38,436.15
USA	Motorola Inc (Tx)	Motorola Gp-340 Vhf Hand Held Radios	34,086.02
USA	Perez Trading Company Inc	Sitc: 641 - Paper Bond In Rolls, 75 Gsm, Whiteness 84%	30,000.00
<b>UNOV</b>			
Austria	Madras Computer Vertriebs Gmbh		612,828.17
Austria	Bruck Technologies		240,211.97
Austria	Spp Handelsgesmbh. & Co.kg		240,211.97
Austria	T-systems Debis Systemhaus Cae		236,527.25
Austria	Acp Computer Handels Gmbh		132,582.44
Austria	Ivellio Vellin		115,725.75
Austria	Xerox Austria Gmbh		83,529.86
Austria	Computacenter Information Technology		64,398.55
Austria	Posner Gesmbh & Co Kg (Druma)		47,873.68
Austria	Hali Bueromoebel Gmbh		46,700.12
Austria	Sybase Edv-systeme		31,958.35
Switzerland	Lipomed Ag		44,112.50
USA	Cisco Systems Inc		63,744.94
<b>UNPD</b>			
Afghanistan	Coelm0 S.r.l.	Electric Motors, Generators And The	361,742.05
Afghanistan	Afghan National Integrated Services	Sands, Pebbles, Gravel, Broken Or C	169,700.00
Afghanistan	Nau Bahar Pump Station	Gas Oils (Diesel Oil)	68,000.00
Afghanistan	Emaran Sameem Trading Co.	Training And Demonstrational Models	54,159.60
Afghanistan	Afghan National Integrated Services	Doors, Windows And Their Frames, Of	49,476.00
Afghanistan	Shar-e-naw Pump Station	Gas Oils (Diesel Oil)	37,452.36
Afghanistan	Khan Mohammad Plywood Merchants	Wood, Timber	32,210.00
Afghanistan	Abasin Traders	Wood, Sawn Of Chipped Lengthwise, S	32,141.50
Afghanistan	Shar-e-naw Pump Station	Motor Spirit (Gasoline), Including	30,000.00
Algeria	Naftal Spa	Jet Fuel, Spirit Type (Gasoline Typ	168,000.00
Australia	Bp Australia Limited	Petroleum Oils, Light, And Other Li	236,414.00
Australia	Moogully P/L	Footwear, Of Rubber Or Plastics	126,483.87
Australia	British Motor Imports	Motor Vehicles And Parts And Access	109,861.93
Australia	Bp Australia Limited	Jet Fuel, Spirit Type (Gasoline Typ	69,877.51
Australia	Bp Australia Limited	Motor Spirit (Gasoline), Including	59,529.60
Australia	Shamrock Chemicals Nt	Domestic Metal Products	45,274.50
Australia	Peerless Emulsion	Sacks And Bags, Of Plastic Material	35,063.96
Australia	Beaurepaires	Tyres, Pneumatic New, Inner Tubes,	33,378.79
Australia	Independent Building Products	Plywood	32,918.53
Australia	Northpharm Pty Ltd	Pharmaceutical Products And Vaccine	32,593.05
Australia	Eiw Wangara Pty Ltd	Sacks And Bags, Of A Kind Used For	31,011.24
Austria	Rosenbauer International Ag	Motor Vehicles And Parts And Access	435,680.75
Austria	Bridgestone / Firestone Austria Gmbh	Transport Equipment, Other And Part	183,204.34
Austria	Kreps	Expendables For Use With Edp Equipm	157,564.55
Austria	Kreps	Transmitting And Communicating Equi	95,344.90
Austria	Kreps Handelsgesellschaft Keg	Transport Equipment, Other And Part	78,590.65
Austria	Kreps	Projectors	77,296.03
Austria	Kassbohrer Gelandefahrzeug	Motor Vehicle Parts And Accessories	48,323.23
Austria	Kreps Handelsgesellschaft Keg	Furniture, Workshop, Shop Etc.	43,085.57
Austria	Kreps Handelsgesellschaft Keg	Security And Safety Equipment	38,503.56
Austria	Kreps Handelsgesellschaft Keg	Primary Cells And Primary Batteries	36,563.12
Austria	Kreps	Optical Instruments	36,130.00
Austria	Rodlauer Computer	Edp Equipment/Machinery, Other, And	34,798.54
Austria	Kreps Handelsgesellschaft Keg	Motor Vehicle Parts And Accessories	33,128.43
Austria	Amex Gmbh	Medical And Surgical Equipment And	30,995.20
Belgium	General Business Consultants	Furniture, Office, Other Than Chair	190,170.10
Belgium	Sotrad Sprl	Forklift Trucks And Other Works Tru	157,832.74
Belgium	General Business Consultants	Chemical Elements, N.e.c.	134,958.66
Belgium	Sotrad Sprl	Equipment And Accessories For Conne	119,640.50
Belgium	General Business Consultants	Expendables For Use With Edp Equipm	117,093.20
Belgium	Tdp	Radio Broadcast And Television Rece	90,102.26
Belgium	Sotrad Sprl	Tubes, Pipes And Hoses, And Fitting	73,603.65
Belgium	Sotrad Sprl	Weighing Equipment, Micrometers, Ga	69,300.00
Belgium	General Business Consultants	Articles For Medical Or Surgical Pu	60,596.72
Belgium	S.w.i.f.t.	Software, Computer, Including Manua	55,847.98
Belgium	Golf Center Nv	Transport Equipment, Other And Part	54,559.43
Belgium	Ericsson Damovo	Telephone Equipment	50,692.39
Belgium	General Business Consultants	Textile Working Machinery	48,415.50
Belgium	Volvo Parts Gent	Electrical Equipment, Parts And Acc	47,315.96
Belgium	Damovo Belgium Nv/Sa	Electronic Integrated Circuits And	46,270.28
Belgium	Alpinter Sa	Sacks And Bags, Of Plastic Material	42,781.71
Belgium	Damovo Belgium Nv/Sa	Telecommunication Equipment, Other	40,773.12
Belgium	Golf Center Nv	Insulated Wire And Cable; Optical F	36,116.61
Belgium	Damovo Belgium Nv/Sa	Telephone Equipment	34,554.68
Belgium	Parts Trading Company	Motor Vehicles And Parts And Access	33,819.27
Belgium	General Business Consultants	Expendables And Accessories For Use	32,568.74
Belgium	General Business Consultants	Anaesthetics And Oxygen	32,417.87
Belgium	Sotrad Sprl	Sampling Equipment, Water Purificat	31,000.00
Canada	Newcon Optik	Optical Instruments	427,937.82
Canada	Weatherhaven	Camping Equipment	248,705.22
Canada	Cbr Plus North America Inc	Chemicals, Basic	160,000.00
Canada	Atco Structures Inc.	Prefabricated Buildings	131,876.00
Canada	Weatherhaven	Trailers And Semi-trailers; Contain	107,996.00
Canada	Atco Structures Co	Goods, Other, Except Metal Products	65,038.00
Canada	Medgate Inc.	Software Application Packages	48,512.00
Canada	Unifold Shelters Ltd	Buildings, Prefabricated For Office	42,160.00
Canada	Newcom Optik	Security And Safety Equipment	31,155.00

**Major Equipment ordered by Agency during 2003**  
(Orders of USD 30,000 or more)

Agency/Country Procurement	Name of supplier	Description of goods (equipment)	Total Cost (USD)
<b>UNPD cont.</b>			
Canada	Island Clean Air, Inc.	Air Conditioning, Cold Chain And Re	30,410.00
China	Nanjing Luzhou Machine Works, Inc	Boring, Grinding, Cutting, Pressing	139,500.00
China	Hefei Sifang Environment Sanitary	Motor Vehicles, Special Purpose	62,400.00
China	China National General Machinery	Pyrotechnic Articles	50,000.00
China	A. Andrews & Co. (Mail Order) Ltd.	Domestic Appliances Other Than Cool	45,408.00
Congo, Dem. Rep.	Shell Rdc	Jet Fuel, Spirit Type (Gasoline Typ	30,043,298.88
Congo, Dem. Rep.	Fina Congo	Jet Fuel, Spirit Type (Gasoline Typ	6,216,874.63
Congo, Dem. Rep.	Shell Rdc	Gas Oils (Diesel Oil)	4,382,249.23
Congo, Dem. Rep.	Fina Congo	Gas Oils (Diesel Oil)	3,121,362.51
Congo, Dem. Rep.	Centre Medical De Kinshasa (Cmk)	Buildings, Prefabricated For Office	420,000.00
Congo, Dem. Rep.	Service Deelectricite & Froid	Electricity Distribution Or Control	236,906.00
Congo, Dem. Rep.	Engineering Consulting Computer & Peripherals Netw	Equipment And Accessories For Conne	183,858.08
Congo, Dem. Rep.	Dim Froid	General Purpose Machinery, Parts An	176,644.50
Congo, Dem. Rep.	Quing Materiaux S.p.r.l	Plywood	169,650.00
Congo, Dem. Rep.	Mobimetal S.p.r.l.	Containers Of Iron, Steel Or Alumin	158,200.00
Congo, Dem. Rep.	Fina Congo	Lubricating Preparations	150,000.00
Congo, Dem. Rep.	Pharmacie Wagenia	Antihypertensive Drugs	149,185.88
Congo, Dem. Rep.	Radio Com	Electricity Distribution Or Control	145,548.85
Congo, Dem. Rep.	Societe Panache	Plywood	131,305.00
Congo, Dem. Rep.	Societe Kotecha - Bukavu	Kerosene	128,433.13
Congo, Dem. Rep.	Tracore Sprl	Machinery For Sorting, Screening, S	123,900.00
Congo, Dem. Rep.	Ets La Naissance	Toilet Tissue Stock; Miscellaneous	112,200.00
Congo, Dem. Rep.	Station Africom	Gas Oils (Diesel Oil)	102,526.30
Congo, Dem. Rep.	Congregation Fille De Marie	Pebbles, Gravel, Broken Or Crushed	98,000.00
Congo, Dem. Rep.	Tractafic Congo	Electric Motors, Generators And Tra	75,174.34
Congo, Dem. Rep.	Pharmacie Wagenia	Vitamins And Minerals	74,236.50
Congo, Dem. Rep.	Vinis Inter. Trading Company (Pty) Ltd	Gymnasium Or Athletics Articles And	62,570.00
Congo, Dem. Rep.	U.a.c. S.p.r.l.	Air Conditioning, Cold Chain And Re	55,000.00
Congo, Dem. Rep.	Ets. Amka	Construction Goods, Ceramic, Other	49,000.00
Congo, Dem. Rep.	Maison Janina	Pebbles, Gravel, Broken Or Crushed	49,000.00
Congo, Dem. Rep.	Quing Materiaux S.p.r.l	Electrical Equipment, Other And Par	48,000.00
Congo, Dem. Rep.	Vinis Inter. Trading Company (Pty) Ltd	Transformers, Electrical	47,374.70
Congo, Dem. Rep.	Cinat	Cements	47,160.00
Congo, Dem. Rep.	Alpha Depot Pharmaceutique	Sugars And Sugar Syrups, Other	46,678.00
Congo, Dem. Rep.	Entriaco	Sands	45,012.50
Congo, Dem. Rep.	Quing Materiaux S.p.r.l	Sanitaryware And Plumbing Fixtures,	45,000.00
Congo, Dem. Rep.	Pharmacie Wagenia	Vaccines And Sera (Immunologicals)	41,882.55
Congo, Dem. Rep.	Khalilco	Photographic And Cinematographic Eq	41,800.00
Congo, Dem. Rep.	Quing Materiaux S.p.r.l	Construction Materials Of Plastic;	39,916.00
Congo, Dem. Rep.	Griffin Exports C.c.	Weighing Equipment, Micrometers, Ga	39,184.00
Congo, Dem. Rep.	Pharmacie Wagenia	Laboratory Equipment, Miscellaneous	38,853.06
Congo, Dem. Rep.	Ets "Le Reveil"	Paper Of Paperboard N.e.c., For Pri	36,141.34
Congo, Dem. Rep.	Zecopal	Cements	36,000.00
Congo, Dem. Rep.	Tramic	Soap And Cleaning Preparations	35,254.60
Congo, Dem. Rep.	Aberi Issiaka	Pebbles, Gravel, Broken Or Crushed	35,100.00
Congo, Dem. Rep.	Clement Omari	Pebbles, Gravel, Broken Or Crushed	35,100.00
Congo, Dem. Rep.	Ets Mbaruku	Pebbles, Gravel, Broken Or Crushed	35,100.00
Congo, Dem. Rep.	Vinis Inter. Trading Company (Pty) Ltd	Security And Safety Equipment	35,069.01
Congo, Dem. Rep.	Emarco - Metolkin	Paper Of Paperboard N.e.c., For Pri	35,000.00
Congo, Dem. Rep.	Utexafrica	Safety Clothing And Headgear; Other	34,000.00
Congo, Dem. Rep.	Ets Ekima	Metal Goods N.e.c.	33,500.00
Congo, Dem. Rep.	Treffilkin Sprl	Angles, Shapes And Sections, Of Iro	33,000.00
Congo, Dem. Rep.	Enterprise Manitoba	Clothing Of Textile Materials	32,400.00
Congo, Dem. Rep.	Sdv-agetraf	Soap, Cleaning Preparations, Perfum	31,950.00
Congo, Dem. Rep.	Societe Olive	Cements	31,500.00
Congo, Dem. Rep.	Buhendwa Bagalwa	Sands	30,000.00
Congo, Dem. Rep.	Ets Le Bosseur	Wood, Timber	30,000.00
Cote d'Ivoire	Shell Cote Divoire	Motor Spirit (Gasoline), Including	39,545.41
Cote d'Ivoire	Securicom	Sound Or Visual Signalling Apparatu	34,414.18
Croatia	Crodux	Lubricating Preparations	199,760.89
Croatia	Kodeks D.o.o.	Telephone Equipment	105,491.94
Croatia	Kodeks	Telecommunication Equipment, Parts	83,922.46
Croatia	3m (East) Ag	Glass, Unworked, Flat Glass And Pre	82,000.00
Croatia	Motomariner D.o.o.	Electric Motors, Generators And Tra	55,217.14
Croatia	Modatech Ltd	Safety Equipment	54,618.00
Croatia	Modatech Ltd	Tubes, Pipes And Hoses, And Fitting	39,146.62
Cyprus	Ess Support Services Worldwide	Food Products, Other	960,000.00
Cyprus	Eurest Support Services Worldwide	Food Products, Other	826,872.00
Cyprus	Ess Support Services Worldwide	Meat And Edible Offal, Fresh, Chill	300,000.00
Cyprus	Christis Dairies Ltd	Dairy Products	216,037.04
Cyprus	Marcos Stephanou & Sons Ltd.	Vegetables, Fresh Or Chilled	185,780.24
Cyprus	Marcos Stephanou & Sons Ltd.	Fruit, Other, Fresh	148,708.23
Cyprus	Demstar Information Group Ltd.	Office And Accounting Machinery, Pa	105,361.00
Cyprus	Hellenic Petroleum Cyprus Ltd	Petroleum Oils, Light, And Other Li	79,800.00
Cyprus	K.k.t.c	Electricity Distribution Or Control	78,479.59
Cyprus	Andreas Argyrou	Pebbles, Gravel, Broken Or Crushed	68,353.33
Cyprus	Bp Cyprus Limited	Petroleum Oils And Petroleum Produc	48,339.44
Cyprus	Cyprus Trading Corporation; Ltd.	Motor Vehicles, Goods Transport	41,481.48
Cyprus	Heataircon Ltd	Air Conditioning, Cold Chain And Re	37,142.00
Cyprus	Digicom Ltd.	Transformers, Electrical	35,980.39
Cyprus	C.v.philippou Ltd	Optical Instruments	31,020.60
Denmark	Danoffice Plc	Micro-computers	4,388,178.63
Denmark	Cicci Holding Ltd.	Telecommunication Equipment	1,286,656.12
Denmark	Johs Gram Hanssen Product Ltd	Trailers And Semi-trailers; Contain	906,107.72
Denmark	Moeller Electric A/S	Telecommunication Equipment	880,241.57
Denmark	Johs. Gram-hanssen Product Ltd	Trailers And Semi-trailers; Contain	718,316.08
Denmark	Bukkehave	Motor Vehicle Parts And Accessories	441,608.87
Denmark	Danoffice Plc	Telecommunication Equipment	433,960.04
Denmark	Dlh A/S	Wood Continuously Shaped Along Any	412,285.04
Denmark	Cicci Aps.	Edp Equipment N.e.c.	395,139.74
Denmark	Moeller Electric A/S	Electrical Equipment, Parts And Acc	377,570.79

**Major Equipment ordered by Agency during 2003**  
(Orders of USD 30,000 or more)

Agency/Country Procurement	Name of supplier	Description of goods (equipment)	Total Cost (USD)
<b>UNPD cont.</b>			
Denmark	Danoffice Plc	Mini-computers	376,479.13
Denmark	Danoffice Plc	Equipment And Accessories For Conne	329,371.50
Denmark	Danoffice Plc	Printing And Plotting Devices For E	297,289.56
Denmark	Danoffice Plc	Transmitting And Communicating Equi	280,367.96
Denmark	Danoffice Plc	Electricity Distribution Or Control	215,730.00
Denmark	Danoffice Plc	Protection Devices For Edp Equipmen	212,186.35
Denmark	Bukkehave Ltd	Transport Equipment, Other And Part	183,820.00
Denmark	Danoffice Plc	Input/Output Units For Edp, Accesso	172,557.66
Denmark	Danoffice Plc	Photocopying Apparatus	152,142.09
Denmark	Cicci Aps.	Equipment And Accessories For Conne	149,600.71
Denmark	Danoffice Plc	Office And Accounting Machinery, Pa	145,576.29
Denmark	Cicci Aps.	Motor Vehicle Parts And Accessories	135,152.00
Denmark	Danoffice Plc	Expendables And Accessories For Use	120,619.78
Denmark	Moeller Electric A/S	Electricity Distribution Or Control	119,557.88
Denmark	Bukkehave	Rubber Tyres And Tubes	117,813.25
Denmark	Danoffice Trading	Processing Units For Edp And Access	116,722.26
Denmark	Cicci Aps.	Components For Telecommunication Eq	104,202.00
Denmark	Danoffice Plc	Computer Systems, Special Purpose O	102,546.65
Denmark	Cicci Aps.	Expendables And Accessories For Use	101,967.00
Denmark	Danoffice Plc	Projection Accessories	92,239.30
Denmark	Danoffice Plc	Edp Equipment N.e.c.	92,231.00
Denmark	Danoffice Plc	Tapes And Other Unrecorded Media Fo	90,536.68
Denmark	Moeller Electric A/S	Insulated Wire And Cable; Optical F	87,203.33
Denmark	Danoffice Plc	Optical Storage Units	83,430.11
Denmark	Danoffice Plc	Recording And Reproducing Apparatus	81,713.22
Denmark	Danoffice Plc	Expendables For Use With Edp Equipm	81,146.36
Denmark	Danoffice Plc	Telephone Equipment	70,034.44
Denmark	Mibo Trading	Radio Or Television Transmission Ap	66,480.00
Denmark	Cicci Aps	Equipment And Accessories For Conne	64,471.00
Denmark	Thrane & Thrane	Satellite Communication Systems	58,017.14
Denmark	Cicci	Electricity Distribution Or Control	54,771.00
Denmark	Peter Justesen Company A/S	Projectors	54,338.00
Denmark	Cicci Aps.	Transmitting And Communicating Equi	53,573.62
Denmark	Danoffice Plc	Measuring, Checking And Testing App	52,745.00
Denmark	Danoffice Plc	Optical Input/Output Units, Such As	51,645.71
Denmark	Cicci Aps.	Telecommunication Equipment	50,394.00
Denmark	Danimex	Telecommunication Equipment, Parts	49,293.04
Denmark	Cicci	Optical Instruments	45,497.14
Denmark	Danoffice Trading	Micro-computers	43,030.02
Denmark	Danoffice Plc	Photographic And Cinematographic Eq	41,596.30
Denmark	Bukkehave Ltd	Motor Vehicle Parts And Accessories	38,198.26
Denmark	Bukkehave A/S	Packing And Sealing Articles Of Pla	38,139.34
Denmark	Santpoort	Printing And Plotting Devices For E	35,252.96
Denmark	Danoffice Plc	Paints And Varnishes (Including Ena	34,237.71
Denmark	Dan:Office	Expendables And Accessories For Use	33,616.02
Denmark	Danoffice Plc	Storage Units And Storage Media For	33,475.99
Denmark	Moeller Electric A/S	Electrical Equipment, Other And Par	31,943.74
Denmark	Cicci Aps	Motor Vehicle Parts And Accessories	31,158.34
Denmark	Danoffice Plc	Motor Vehicle Parts And Accessories	30,718.10
Denmark	Peter Justesen Company A/S	Telecommunication Equipment	30,181.67
Djibouti	Shell Djibouti	Motor Spirit (Gasoline), Including	67,000.00
Eritrea	Mobil Oil East Africa Ltd (Eritrea)	Petroleum Oils And Petroleum Produc	2,201,631.31
Eritrea	Shell Eritrea Ltd	Petroleum Oils And Petroleum Produc	1,106,443.52
Eritrea	Mobil Oil East Africa Ltd (Eritrea)	Motor Spirit (Gasoline), Including	981,600.00
Eritrea	Shell Eritrea Ltd	Motor Spirit (Gasoline), Including	748,800.00
Eritrea	Total Eritrea S.c.	Petroleum Oils And Petroleum Produc	533,906.91
Eritrea	Mobil Oil East Africa Ltd (Eritrea)	Kerosene	74,627.31
Eritrea	Vivi Cleaning Plc	Instruments For Measuring Temperatu	60,349.85
Eritrea	Asbeco	Pebbles, Gravel, Broken Or Crushed	49,784.07
Eritrea	Asmara Water Supply Departement	Water	47,177.79
Eritrea	Marsa Construction & Eng. Plc	Hand Tools (Including Glaziers Diarr	43,173.43
Eritrea	Total Stadium	Petroleum Gases And Other Gaseous H	37,994.13
Eritrea	Cosmos Gen.trading & Contracting	Quilts, Eiderdowns, Cushions, Pouff	31,771.96
Eritrea	Al-bakri For Trading & Investment	Insulated Wire And Cable; Optical F	30,000.00
Ethiopia	Total Ethiopia S.c.	Motor Spirit (Gasoline), Including	390,495.00
Finland	Patria Vehicles	Motor Vehicles And Parts And Access	858,357.22
Finland	Stonesoft Corp.	Edp Equipment N.e.c.	397,192.00
Finland	Stonesoft Corp.	Processing Units For Edp And Access	35,755.00
France	Renault Vehicules Industriels	Motor Vehicles And Parts And Access	11,661,474.05
France	Economat De Larmee	Food Products, Other	3,833,912.67
France	G. Feron - E. De Clebsattel Sa	Prefabricated Buildings	2,870,990.08
France	G.ferron - E.de Clebsattel Sa	Prefabricated Buildings	1,192,249.73
France	Tld Europe	Motor Vehicles And Parts And Access	831,275.87
France	G. Feron - E. De Clebsattel Sa	Buildings, Prefabricated For Office	780,057.14
France	Renault V.i.	Motor Vehicle Parts And Accessories	771,688.87
France	Renault Vehicules Industrielles	Motor Vehicles And Parts And Access	485,665.31
France	Economat Des Armees	Food And Textile Products	333,430.04
France	Zhendre	General Purpose Machinery, Parts An	283,644.83
France	Renault Vehicules Industries	Motor Vehicle Parts And Accessories	221,793.67
France	Eads Defence & Security Networks	Radio Broadcast And Television Rece	196,890.49
France	Oligo S.a.s	Tanks, Reservoirs And Containers Of	180,061.25
France	Renault Vehicules Industriels	Motor Vehicle Parts And Accessories	149,264.51
France	Zhendre	Air Conditioning, Cold Chain And Re	144,120.14
France	Phoenix Investment International	Wood Continuously Shaped Along Any	139,020.00
France	G.ferron-e.de Clebsattel Sa	Prefabricated Buildings	136,620.00
France	Florida Purchasing Agency	Surveillance/Control Systems	115,480.02
France	Sdmo Industries	Electric Motors, Generators And Tra	114,072.05
France	Sdmo	Electric Motors, Generators And The	97,396.89
France	Paul Boye Company	Clothing, Medical And Surgical	96,414.42
France	Tec International	Filtering And Purifying Equipment	90,429.93
France	Florida Purchasing Agency	Electricity Distribution Or Control	86,269.63
France	C.i.c.a.a Service	Rubber Tyres And Tubes	73,148.17



**Major Equipment ordered by Agency during 2003**  
(Orders of USD 30,000 or more)

Agency/Country Procurement	Name of supplier	Description of goods (equipment)	Total Cost (USD)
<b>UNPD cont.</b>			
France	Economat Des Armees	Food Products, Other	57,858.95
France	Florida Purchasing Agency	Photocopying Apparatus	50,347.54
France	G. Ferron - E. De Clebsattel Sa	Sanitaryware And Plumbing Fixtures,	48,148.55
France	Zhendre S.a.	Air Conditioning, Cold Chain And Re	45,365.72
France	Florida Purchasing Agency	Electric Motors, Generators And Tra	44,630.88
France	Tec International	Construction Materials Of Plastic;	43,235.46
France	Florida Purchasing Agency Paris	Containers Of Iron, Steel Or Alumin	38,835.71
France	Florida Purchasing Agency Paris	Equipment And Accessories For Conne	38,665.55
France	Compagnie Europeenne Dexportation S.a	Quilts, Eiderdowns, Cushions, Pouff	36,885.87
France	Florida Purchasing Agency	Primary Cells And Primary Batteries	36,835.01
France	Florida Purchasing Agency / Paris	Metal Goods N.e.c.	36,420.88
France	Fleetguard	Electric Motors, Generators And Tra	36,241.66
France	Peugeot Sodexa	Motor Vehicle Parts And Accessories	35,639.10
France	Tec International	Tubes, Pipes And Hoses, And Fitting	33,749.71
France	Titan Aviation Services	Motor Vehicle Parts And Accessories	32,969.54
Georgia	State Company Abkhazskie Airlines	Petroleum Oils And Petroleum Produc	464,950.00
Georgia	Air Bp Georgia Llc	Petroleum Oils And Petroleum Produc	196,636.01
Georgia	Aviatoplivoservice	Petroleum Oils And Petroleum Produc	59,500.00
Germany	Fleischhacker Gmbh & Co. Kg	Articles For Medical Or Surgical Pu	1,376,408.69
Germany	Asbeck Armoring	Motor Vehicles And Parts And Access	1,127,144.34
Germany	Alfred Kaercher Gmbh & Co.	Filtering And Purifying Equipment	849,474.34
Germany	Firma Fleischhacker Medizin	Sterilizers, Medical, Surgical Or L	648,415.43
Germany	Alfred Kaercher Gmbh & Co.	Safety Clothing And Headgear; Other	621,918.05
Germany	Kassbohrer Gelandefahrzeug Gmbh	Motor Vehicles And Parts And Access	360,719.59
Germany	Alfred Karcher Gmbh & Co. Kg	Filtering And Purifying Equipment	351,057.14
Germany	Alfred Kaercher Gmbh & Co.	Pumps, Compressors, Valves, Etc., P	350,256.56
Germany	Asbeck Armoring Bonn Gmbh	Motor Vehicles, Goods Transport	308,450.70
Germany	Cloer International Gmbh	Motor Vehicles And Parts And Access	167,354.51
Germany	Boss Pro-tec	Hand Tools	139,374.81
Germany	Rocablanca Handels Gmbh & Co. Kg	Pulley Tackle And Hoists, Winches A	109,057.72
Germany	Rocablanca Handels Gmbh & Co. Kg	Metal Goods N.e.c.	82,696.25
Germany	Nowar Security Equipment Gmbh	Mortuary Supplies	73,584.00
Germany	Interest Gmbh	Telecommunication Equipment	64,475.83
Germany	Fleischhacker	Testing Equipment Miscellaneous N.e	56,052.62
Germany	Asbeck Armoring Bonn Gmbh	Motor Vehicle Parts And Accessories	54,972.14
Germany	Rocablanca	Photocopying Apparatus	49,609.22
Germany	Armor Mobile Security - Germany Gmbh	Transport Equipment, Other And Part	48,318.70
Germany	Nowar Security Equipment Gmbh	Security Equipment And Supplies N.e	48,218.94
Germany	Nowar Security Equipment Gmbh	Microphones, Loudspeakers, Headphon	47,622.69
Germany	Rocablanca Handels Gmbh & Co. Kg	Electric Motors, Generators And Tra	47,004.69
Germany	Rocablanca Handels Gmbh & Co. Kg	Radio Broadcast And Television Rece	41,442.59
Germany	Gossen-metrawatt Gmbh	Electric Motors, Generators And Tra	41,439.82
Germany	Rocablanca Handels Gmbh & Co. Kg	Electricity Distribution Or Control	39,226.29
Germany	Federal Armed Forces Germany	Pharmaceutical Products And Vaccine	38,843.51
Germany	Nowar	Safety Clothing And Headgear; Other	37,230.00
Germany	Rocablanca Handels Gmbh & Co. Kg	Transmitting And Communicating Equi	36,777.14
Germany	Asbeck Armoring	Motor Vehicle Parts And Accessories	36,225.40
Germany	Rocablanca Handels Gmbh & Co. Kg.	Tanks, Reservoirs And Containers Of	36,215.00
Germany	Krone Gmbh	Electricity Distribution Or Control	36,209.18
Germany	Rocablanca Handels Gmbh & Co. Kg	Laboratory Glassware	34,830.39
Germany	Kassbohrer Gelandefahrzeug Ag	Motor Vehicle Parts And Accessories	33,678.29
Germany	Rocablanca Handels Gmbh & Co. Kg	Motor Vehicle Parts And Accessories	31,996.47
Germany	Shutz Gmbh & Co.kgaa	Construction Materials Of Plastic;	30,852.03
Germany	Snap-on Tools Inc.	Motor Vehicle Parts And Accessories	30,159.98
Guinea	Sitral Group S.a.	Motor Vehicle Parts And Accessories	45,511.30
Guinea	Injelec	Electric Motors, Generators And Tra	30,000.00
India	Telecommunications Consultants Indi	Micro-computers	4,421,534.30
India	Pcp International Ltd.	Electric Motors, Generators And The	2,776,067.96
India	Telecommunications Consultants Indi	Computer Systems, Special Purpose O	1,554,256.80
India	Telecommunications Consultants Indi	Telecommunication Equipment	1,206,196.33
India	Telecommunications Consultants Indi	Transmitting And Communicating Equi	1,049,250.00
India	Telecommunications Consultants Indi	Edp Equipment N.e.c.	711,826.00
India	Telecommunications Consultant	Mini-computers	352,104.96
India	Telecommunications Consultants Indi	Electricity Distribution Or Control	172,880.45
India	Telecommunications Consultants Indi	Computer Display Terminals	164,832.00
India	Telecommunication Consultants India Ltd	Micro-computers	161,456.00
India	Pcp International Ltd	Electric Motors, Generators And Tra	100,707.00
India	Telecommunication Consultants India Ltd	Software Application Packages	48,528.30
India	Telecommunications Consultants Indi	Satellite Communication Systems	38,113.70
India	Srinagar Garage	Fuel Oils, N.e.c.	32,601.96
Indonesia	Pt. Sucindo Jaya	Motor Vehicles And Parts And Access	104,675.70
Indonesia	Pt. Sucindo Jaya	Tyres, Pneumatic New, Inner Tubes,	38,200.00
Ireland	Mmi Group Ltd	Metal Goods N.e.c.	81,442.41
Ireland	The Celtic Engineering Company	Filtering And Purifying Equipment	76,612.06
Ireland	Mmi Group Ltd	Photographic And Cinematographic Eq	44,648.59
Israel	Odis Filtering Ltd.	Filtering And Purifying Equipment	541,386.83
Israel	Odis Filtering Ltd	Instruments For Measuring Temperatu	502,180.00
Israel	Odis Filtering Ltd.	Decanting, Distilling, Evaporating,	337,225.00
Israel	E-drive Technology Ltd	Transmitting And Communicating Equi	308,549.10
Israel	Odis Filtering Ltd	Machinery And Equipment For The Pha	267,242.50
Israel	Sonol Israel Ltd	Gas Oils (Diesel Oil)	253,668.37
Israel	Classica International Ltd.	Safety Clothing And Headgear; Other	235,025.00
Israel	Classica International Ltd	Optical Instruments	194,780.00
Israel	Odis Filtering Ltd.	Pumps, Compressors, Valves, Etc., P	188,371.80
Israel	L.a.d.m. Ltd.	Crowd Control Equipment	144,500.00
Israel	Ackerstein Industries Ltd.	Prefabricated Buildings, Parts Ther	131,051.92
Israel	E-drive Technology Ltd	Pumps, Other Than Water Pumps; Air	112,029.54
Israel	E-drive Technology Ltd	Telecommunication Equipment	106,670.00
Israel	Odis Filtering Ltd.	Construction Materials Of Plastic;	105,090.00
Israel	Atara Ltd	Fruit, Other, Fresh	103,500.00

**Major Equipment ordered by Agency during 2003**  
(Orders of USD 30,000 or more)

Agency/Country Procurement	Name of supplier	Description of goods (equipment)	Total Cost (USD)
<b>UNPD cont.</b>			
Israel	Classica International Ltd.	Telecommunication Equipment	94,968.00
Israel	Odis Filtering Ltd	Sampling Equipment, Water Purificat	79,000.00
Israel	Pazomat Co.- Paz Group Ltd.	Fuel Oils, N.e.c.	66,600.00
Israel	Ligad Technical Data Ltd.	Electronic Storage Units/Media	61,453.00
Israel	Classica International Ltd	Insulated Wire And Cable; Optical F	55,100.01
Israel	L.a.d.m. Ltd.	Safety Equipment	51,266.40
Israel	Classica International Ltd	Printing And Plotting Devices For E	44,474.00
Israel	Tnuva Ltd	Dairy Products, Other	44,000.00
Israel	Raz Agencies Ltd.	Toilet Tissue Stock; Miscellaneous	43,940.00
Israel	Paz Oil Co. Ltd.	Fuel Oils, N.e.c.	42,878.05
Israel	Classica International Ltd	Clothing Of Textile Materials	39,080.00
Israel	E.d.t.e Drivetech Ltd	Motor Vehicle Parts And Accessories	38,375.00
Israel	E-drive Technology Ltd.	Electronic Measuring Equipment N.e.	37,737.50
Israel	L.a.d.m.	Iron And Steel Products, Rolled, Dr	37,705.00
Israel	Dorgas Ltd	Propane And Butane, Liquefied	36,300.00
Israel	Amir Communication Ltd	Satellite Communication Systems	33,606.40
Israel	Rdt Equipment & Systems Ltd.	Testing Equipment N.e.c.	33,599.32
Israel	Classica International	Hand Tools, Powered	33,240.00
Israel	Sun Shield	Security Equipment And Supplies N.e	32,466.52
Israel	District Bakery	Bread, Other, And Bakers' Wares, Ot	32,000.00
Israel	E-drive Technology Ltd	Motor Vehicle Parts And Accessories	31,055.00
Israel	Odis Filtering Ltd	Printing And Plotting Devices For E	30,303.00
Israel	Semo Yerucham Ltd	Lighting Equipment	30,026.38
Israel	Yavne Pitango 2000 (1994) Ltd	Paper And Paper Products	30,000.00
Italy	Ama S.r.l.	Tanks, Reservoirs And Containers Of	6,321,390.20
Italy	Corimec Italiana Spa	Prefabricated Buildings	4,399,457.11
Italy	Corimec Italiana S.p.a.	Prefabricated Buildings	1,171,225.00
Italy	Co.el.mo. S.r.l.	Electric Motors, Generators And The	1,136,410.57
Italy	Intertrade International Services	Electric Motors, Generators And The	949,090.63
Italy	Corimec Italiana S.p.a.	Trailers And Semi-trailers; Contain	941,657.70
Italy	New House S.p.a.	Prefabricated Buildings	686,952.00
Italy	Erreci Sprl	Furniture, Office, Other Than Chair	653,309.96
Italy	Calabrese Spa	Motor Vehicles And Parts And Access	467,846.36
Italy	Erreci Sprl	Seats And Chairs	451,110.00
Italy	New House S.p.a	Buildings, Prefabricated For Office	374,640.00
Italy	Coelmo S.r.l.	Electric Motors, Generators And The	348,309.86
Italy	A. Bellomi S.r.l.	Binders, Folders And File Covers	271,158.18
Italy	A. Bellomi Srl	Paper And Paperboard Products, Oth	267,099.91
Italy	Erreci S.r.l.	Furniture, Office, Other Than Chair	213,737.00
Italy	Erreci S.r.l.	Furniture	182,387.50
Italy	Intertrade International Services S.r.l.	Equipment And Accessories For Conne	175,452.95
Italy	Intertrade International Services	Telecommunication Equipment, Other	173,095.48
Italy	Softway Srl	Micro-computers	171,266.49
Italy	A. Bellomi	Binders, Folders And File Covers	161,173.24
Italy	Corimec Italiana Spa	Security And Safety Equipment	161,083.30
Italy	S.o.c.a.i. (S.r.l.) Carrelli Elevatori Om	Lifting, Handling, Loading Or Unloa	157,319.70
Italy	A. Bellomi S.r.l.	Domestic Metal Products	147,800.37
Italy	Softway Srl	Transformers, Electrical	134,363.18
Italy	Intertrade International Services S.r.l.	Expendables For Use With Edp Equipm	132,155.48
Italy	Erreci S. R.l.	Seats And Chairs	124,757.00
Italy	A. Bellomi S.r.l.	Metal Goods N.e.c.	122,557.67
Italy	Intertrade International Services	Wood For Joinery And Carpentry, Oth	119,546.40
Italy	Softway S. R. L.	Electricity Distribution Or Control	117,759.75
Italy	Co.el.mo. S.r.l.	Electric Motors, Generators And The	117,475.71
Italy	A. Bellomi S.r.l.	Primary Cells And Primary Batteries	116,079.05
Italy	Erreci S. R.l.	Furniture, Office, Other Than Chair	112,094.50
Italy	Erreci Sprl	Furniture, Domestic	109,805.01
Italy	Calzoni S.p.a.	Telecommunication Equipment	109,155.20
Italy	Corimec Italiana Spa	Motor Vehicle Parts And Accessories	101,611.54
Italy	A. Bellomi S.r.l.	Stationery Articles N.e.c.	97,294.24
Italy	Corimec Italiana Spa	Buildings, Prefabricated For Office	93,757.36
Italy	A. Bellomi	Dictionaries And Encyclopedias	93,696.17
Italy	Corade Spa	Hand Tools	85,814.86
Italy	Intertrade International Services S.r.l.	Office And Accounting Machinery, Pa	83,096.60
Italy	Intertrade International Services S.r.l.	Footwear, Of Rubber Or Plastics	80,548.34
Italy	A. Bellomi	Stationery Articles N.e.c.	79,101.74
Italy	Brindedil Srl	Containers Of Iron, Steel Or Alumin	77,197.15
Italy	Softway Srl	Optical Instruments	73,422.18
Italy	Intertrade Intl Services S.r.l.	Electric Motors, Generators And Tra	73,385.86
Italy	Sematron Italia Srl	Expendables For Use With Edp Equipm	70,756.00
Italy	Intertrade International Services S.r.l.	Motor Vehicle Parts And Accessories	67,554.57
Italy	Intertrade International Services S.r.l.	Metal Goods N.e.c.	66,383.77
Italy	Intertrade International	Micro-computers	66,254.94
Italy	Db Elettronica Telecomunicazioni S.p.a.	Radio Or Television Transmission Ap	65,334.91
Italy	A. Bellomi	Weighing Equipment, Micrometers, Ga	65,321.39
Italy	Macchine Industriali Maia S.p.a.	Lifting, Handling, Loading Or Unloa	61,722.28
Italy	Imiel A&G Srl	Components For Telecommunication Eq	59,482.92
Italy	Fluke Italia Srl	Office And Accounting Machinery And	58,539.46
Italy	Rc Trade S.r.l.	Domestic Metal Products	58,399.42
Italy	A. Bellomi	Primary Cells And Primary Batteries	57,781.49
Italy	Softway S.r.l.	Hand Tools	57,282.08
Italy	A. Bellomi Srl	Containers, Paper And Paperboard	56,002.81
Italy	Marra Fernando	Components For Telecommunication Eq	52,470.36
Italy	A. Bellomi S.r.l.	Expendables For Use With Edp Equipm	52,150.00
Italy	Marra Fernando	Electrical Equipment N.e.c.	49,885.97
Italy	Fantuzzi Reggiane Spa	Motor Vehicle Parts And Accessories	48,958.97
Italy	Smiragliautocomponenti Srl	Hand Tools	48,792.98
Italy	Erreci Sprl	Tableware, Kitchenware, Other House	47,495.01
Italy	Legnobbotti Srl	Hand Tools	46,337.27
Italy	Intertrade International Services	Motor Vehicle Parts And Accessories	46,192.00
Italy	Intertrade International Services	Electricity Distribution Or Control	44,477.30
Italy	Intertrade International Services	Equipment And Accessories For Conne	42,477.66
Italy	Intertrade International Services	Detergents, Perfumes And Washing Pr	42,169.26
Italy	Intertrade International Services S.r.l.	Printing And Plotting Devices For E	39,785.28
Italy	Softway Srl	Expendables For Use With Edp Equipm	38,438.73
Italy	Softway S. R. L.	Optical Instruments	38,204.32

**Major Equipment ordered by Agency during 2003**  
(Orders of USD 30,000 or more)

Agency/Country Procurement	Name of supplier	Description of goods (equipment)	Total Cost (USD)
<b>UNPD cont.</b>			
Italy	Db Electronica Telecomunicazioni Spa	Radio Or Television Transmission Ap	37,646.54
Italy	Telecomunicazioni Ferrara Srl	Telecommunication Equipment, Other	37,432.15
Italy	Intertrade International	Air Conditioning, Cold Chain And Re	36,839.44
Italy	Co.el.mo. S.r.l.	Prefabricated Buildings	35,301.71
Italy	Intertrade International Services S.r.l.	Paints And Varnishes (Including Ena	34,837.98
Italy	Compagnia Tecnica Motori	Electric Motors, Generators And The	34,199.94
Italy	Intertrade International Services	Hand Tools	34,015.36
Italy	Softway S.r.l.	Equipment And Accessories For Conne	33,837.19
Italy	Smiragliauto Componenti S.r.l.	Machinery, Special Purpose, Other A	33,181.63
Italy	Intertrade Intl Services S.r.l.	Filtering And Purifying Equipment	33,003.53
Italy	Erreci Sprl	Metal Goods N.e.c.	32,832.50
Italy	Compagnia Tecnica Motori	Electric Motors, Generators And Tra	32,755.34
Italy	Erreci S.r.l.	Domestic Appliances Other Than Cool	31,738.00
Italy	Pivicom Srl	Hand Tools	31,686.57
Italy	Taflu Di Margheriti Emanuele	Motor Vehicle Parts And Accessories	31,000.00
Italy	Team Office Srl	Expansion Cards & Other Add-on Hard	30,694.14
Italy	A.bellomi S.r.l.	Stationery Articles N.e.c.	30,638.96
Italy	A. Bellomi Srl	Expendables And Accessories For Use	30,622.97
Italy	Intertrade International Services S.r.l.	Weighing Equipment, Micrometers, Ga	30,500.29
Italy	Electronica Componenti	Electronic Components, Parts And Ac	30,000.00
Italy	Limongelli Srl	Concrete, Cement And Plaster, Artic	30,000.00
Italy	Pivicom Srl	Ironmongry	30,000.00
Japan	Nissan Trading Co., Ltd.	Motor Vehicles And Parts And Access	23,985,576.13
Japan	Toyota Motor Corporation	Motor Vehicles And Parts And Access	3,581,763.41
Japan	Toyota Motor Corporation	Motor Vehicle Parts And Accessories	1,497,726.98
Japan	Nissan Trading Co.; Ltd	Motor Vehicle Parts And Accessories	392,625.04
Japan	Nissei Trading Co.; Ltd	Motor Vehicle Parts And Accessories	387,894.27
Japan	Toyota Motor Corporation	Transport Equipment, Other And Part	191,247.33
Japan	Nissei Trading Co. Ltd.	Medals And Badges	143,000.00
Japan	Sumitomo Corporation	Motor Vehicles And Parts And Access	120,041.67
Japan	Toyota Motor Corp	Motor Vehicle Parts And Accessories	119,619.81
Japan	K. Arano & Co. Ltd.	General Purpose Machinery, Parts An	102,310.00
Japan	Nissan Trading Co.ltd.	Motor Vehicle Parts And Accessories	86,820.03
Japan	K. Arano & Co.; Ltd.	Rubber Tyres And Tubes	64,895.00
Japan	Nissan Trading Co.; Ltd	Motor Vehicles, Special Purpose	64,696.18
Japan	Nissan Trading Co.; Ltd.	Motor Vehicle Parts And Accessories	62,249.90
Japan	K. Arano & Co. Ltd.	Motor Vehicle Parts And Accessories	43,900.08
Japan	Nissan Trading Co.; Ltd	Hand Tools	42,224.83
Japan	Nissan Trading Co. Ltd.	Motor Vehicles And Parts And Access	36,568.46
Japan	Toyota Industries Corporation	Forklift Trucks And Other Works Tru	34,530.00
Japan	K. Arano & Co. Ltd.	Lubricating Preparations	31,579.40
Kenya	Nairobi Ironmongers Ltd	Pipes And Other Accessories, For Us	250,981.50
Kenya	Telemedia Communications Ltd.	Satellite Communication Systems	175,171.25
Kenya	Nairobi Ironmongers Ltd	Tubes, Pipes And Hoses, And Fitting	149,639.00
Kenya	Tirupati Kenya Ltd	Doors, Windows And Their Frames, Of	130,365.00
Kenya	Telco Ltd.	Trailers And Semi-trailers, Agricul	92,968.00
Kenya	Kapu K. Ltd	Electric Motors, Generators And Tra	88,813.12
Kenya	Telco Ltd.	Electric Motors, Generators And Tra	67,159.00
Kenya	Telemedia Communications Ltd.	Transformers, Electrical	39,252.96
Kenya	Kapu K. Ltd	Optical Input/Output Units, Such As	34,400.00
Kenya	Nairobi Ironmongers Ltd	Electric Motors, Generators And Tra	30,590.16
Kuwait	Kuwaiti Danish Computer Co.	Transmitting And Communicating Equi	114,364.55
Kuwait	Jassim Transport & Stevedoring Co.	Trailers And Semi-trailers; Contain	78,543.06
Kuwait	St. Group Of Companies	Hand Tools	44,979.85
Kuwait	The Trading & Industrial Eqpt. Co.	Electric Motors, Generators And The	41,638.80
Kuwait	Kuwait Aviation Fuelling Co.	Motor Spirit (Gasoline), Including	34,720.69
Lebanon	Mediterranean Oil Shipping & Transport Company (Me	Gas Oils (Diesel Oil)	2,293,934.00
Lebanon	Mounir Osman & Co. S.a.r.l.	Food Products, Other	363,320.00
Lebanon	Malco Trading Co. (Pain Dor)	Bread, Other, And Bakers' Wares, Ot	304,412.86
Lebanon	Liban Lait S.a.l.	Food Products, Other	168,024.33
Lebanon	Computer Information Systems	Transmitting And Communicating Equi	149,000.00
Lebanon	Mediterranean Oil Shipping & Transport Company (Me	Hydrogen, Nitrogen, Oxygen, Carbon	122,000.00
Lebanon	Brothers Electronics Sarl.	Air Conditioning, Cold Chain And Re	121,491.10
Lebanon	Sadaka Trading Est.	Bread, Other, And Bakers' Wares, Ot	111,868.12
Lebanon	Potel Sarl	Boards And Panels	109,380.11
Lebanon	Mediterranean Oil Shipping & Transport Company (Me	Motor Spirit (Gasoline), Including	100,000.00
Lebanon	Liban Cell Company	Telecommunication Equipment	89,316.00
Lebanon	Sidaco S.a.l.	Propane And Butane, Liquefied	88,704.00
Lebanon	Middle East Airlines	Food Products, Other	61,875.00
Lebanon	Avianco Communication	Education Equipment Computer	54,818.50
Lebanon	Societe Ladent S.a.r.l.	X-ray Or Alpha, Beta Or Gamma Radia	51,566.55
Lebanon	Dia Vox Technologies Inc Sarl.	Telecommunication Equipment	46,800.00
Lebanon	Technical Paper Co.	Paper And Paper Products	39,600.00
Lebanon	Baroody Group S.a.l.	Sports Or Outdoor Games, Articles A	38,706.80
Lebanon	Liban Cables Sal	Insulated Wire And Cable; Optical F	38,378.49
Lebanon	Century Motor Company	Motor Vehicles And Parts And Access	35,585.77
Lebanon	Commerce Fawaz	Pebbles, Gravel, Broken Or Crushed	34,780.00
Lebanon	Halawany Transtec (Thermo King)	Air Conditioning, Cold Chain And Re	34,444.85
Lebanon	Computer Information Systems	Protection Devices For Edp Equipmen	33,727.50
Lebanon	Computer Information Systems	Instruments For Measuring Temperatu	32,646.00
Lebanon	Metal Fabrics Est.	Pumps, Other Than Water Pumps; Air	31,900.00
Lebanon	S.e.t.i.charles Keller S.a.l.	Electric Motors, Generators And Tra	30,859.90
Malaysia	Gemilang Trans Logistics Sdn Bhd	Angles, Shapes And Sections, Of Iro	119,954.90
Malaysia	Otofin Sdn Bhd	Electric Motors, Generators And Tra	93,000.00
Malaysia	Volvo Malaysia Sdn Bhd	Electric Motors, Generators And Tra	87,292.16
Monaco	Es-ko International Inc.	Wood, Timber	10,000,000.00
Monaco	Es-ko International Inc.	Food Products N.e.c.	7,463,522.00
Monaco	Es-ko International Inc.	Food Products, Other	5,600,179.60
Monaco	Es-ko International Inc.	Prefabricated Buildings	2,969,680.92
Monaco	Es-ko International Inc.	Domestic Metal Products	531,924.81
Monaco	Es-ko International Inc.	Forklift Trucks And Other Works Tru	33,283.10

**Major Equipment ordered by Agency during 2003**  
(Orders of USD 30,000 or more)

Agency/Country Procurement	Name of supplier	Description of goods (equipment)	Total Cost (USD)
<b>UNPD cont.</b>			
Morocco	Societe Shell Du Maroc	Jet Fuel, Spirit Type (Gasoline Typ	940,000.00
Morocco	Scab	Food Products N.e.c.	637,200.00
Morocco	Atlas Sahara S.a.	Gas Oils (Diesel Oil)	400,000.00
Morocco	Jeamal Ahmed Ben Mbarek Ou Jamaa	Water	120,147.96
Morocco	Recoing & Jacquety S.a. Maroc	Furniture; Other Transportable Good	35,000.00
Netherlands	Amca Hydraulic Fluid Power.	Primary Cells And Primary Batteries	331,500.91
Netherlands	Glocall Satellite Services	Telecommunication Equipment	214,570.00
Netherlands	Imres Bv	Articles For Medical Or Surgical Pu	141,968.90
Netherlands	Santpoort Project Supplies	Tubes, Pipes And Hoses, And Fitting	134,857.14
Netherlands	Protomac International	Hand Tools, Powered	124,206.57
Netherlands	Santpoort Project Supplies B.v.	Storage Units And Storage Media For	116,050.00
Netherlands	Van Vliet Trucks Holland B.v.	Trailers And Semi-trailers; Contain	111,306.26
Netherlands	Holland Aviation	Hydrographic, Hydrological, Meteor	76,612.19
Netherlands	International Procurement Agency B.v.	Processing Units For Edp And Access	69,599.12
Netherlands	Santpoort Project Supplies B.v.	Expendables For Use With Edp Equipm	66,091.46
Netherlands	Sanquin Bloodbank Northwest	Blood Products And Plasma Substitut	65,641.00
Netherlands	Santpoort Project Supplies	Printing And Plotting Devices For E	64,729.09
Netherlands	Devotra Bv	Angles, Shapes And Sections, Of Iro	63,981.99
Netherlands	Kemper En Van Twist Diesel B.v.	Electric Motors, Generators And Tra	59,738.26
Netherlands	Sanquin Blood Bank	Blood Products And Plasma Substitut	52,130.00
Netherlands	Sanquin Bloedbank	Blood Products And Plasma Substitut	51,930.59
Netherlands	Santpoort Project Supplies B.v.	Electronic Components	42,420.75
Netherlands	International Procurement Agency Bv	Expendables And Accessories For Use	41,936.35
Netherlands	Santpoort Project Supplies	Motor Vehicle Parts And Accessories	40,732.25
Netherlands	Santpoort Project Supplies	Safety Equipment	39,066.25
Netherlands	Santpoort Project Supplies	Expendables For Use With Edp Equipm	38,289.79
Netherlands	Akkermans Industrial Engineering	Hand Tools, Powered	36,675.87
Netherlands	Holland Aviation	Lighting Equipment	35,581.78
Netherlands	Devotra Bv	Parts N.e.c. For Special Purpose Ma	35,384.85
Netherlands	L.a.n.	Containers For Compressed Or Liquef	35,100.00
Netherlands	Santpoort Project Supplies	Software Application Packages	30,513.06
Netherlands	Santpoort Project Supplies	Pumps, Compressors, Valves, Etc., P	30,128.21
New Zealand	4rf Communications	Telecommunication Equipment	266,911.91
New Zealand	Hills International Ltd.	Clothing Of Textile Materials	90,000.00
New Zealand	Exicom Technologies	Telephone Equipment	62,489.54
New Zealand	Exicom Technologies	Telecommunication Equipment, Other	36,014.04
Norway	W. Giertsen A/S	Insulated Wire And Cable; Optical F	977,793.70
Norway	W Giertsen As	Buildings, Prefabricated For Office	728,699.55
Norway	Normeca A/S	Safety Clothing And Headgear; Other	362,900.00
Norway	W.giersten A/S	Buildings, Prefabricated For Office	53,667.14
Norway	Ibas As	Computer Systems, Special Purpose O	32,483.35
Norway	W. Giertsen A/S	Camping Equipment	32,097.00
Poland	Pph Valcom	Containers Of Iron, Steel Or Alumin	194,480.00
Republic of Korea	Caravan Int'l Co., Ltd.	Prefabricated Buildings	1,577,600.00
Republic of Korea	Chang Am Corporation	Telecommunication Equipment	186,300.00
Republic of Korea	Changam Corporation	Protection Devices For Edp Equipmen	125,550.00
Republic of Korea	Chang Am Corporation	Protection Devices For Edp Equipmen	62,450.00
Russian Federation	Vostok Aviation Company	Motor Spirit (Gasoline), Including	197,062.90
Russian Federation	Utair Aviation Jsc	Jet Fuel, Spirit Type (Gasoline Typ	178,500.00
Russian Federation	Vostok Aviation Company	Jet Fuel, Spirit Type (Gasoline Typ	178,500.00
Russian Federation	Tyumenaviatrans Aviation	Motor Spirit (Gasoline), Including	130,900.00
Russian Federation	Ryosoboronexport	Firearms And Ammunition	110,550.00
Rwanda	Magasin Gulam Trading As (Mehboob)	Sanitaryware And Plumbing Fixtures,	35,394.00
Saudi Arabia	Saudi Ericsson Communications Co.	Telephone Equipment	66,794.40
Serbia and Montenegro	Belgium Kfor - Leposavic	Fuel Oils, N.e.c.	40,224.97
Sierra Leone	Mobil Oil Sierra Leone Ltd	Motor Spirit (Gasoline), Including	11,451,000.00
Sierra Leone	Safecon Petroleum (Si) Ltd.	Gas Oils (Diesel Oil)	5,521,500.00
Sierra Leone	Safecon Petroleum (Si) Ltd.	Lubricating Preparations	209,695.00
Sierra Leone	Discount Power Enterprises	Detergents, Perfumes And Washing Pr	191,466.00
Sierra Leone	Sierra Leone National Petroleum Ltd	Petroleum Gases And Other Gaseous H	176,000.00
Sierra Leone	Orbit Investment (Si) Ltd	Pebbles, Gravel, Broken Or Crushed	170,000.00
Sierra Leone	Bao Limited	Pebbles, Gravel, Broken Or Crushed	169,000.00
Sierra Leone	Mobil Oil Sierra Leone Ltd	Lubricating Preparations	113,160.00
Sierra Leone	Rokel General Supplies	Rubber Tyres And Tubes	70,200.00
Sierra Leone	Es-ko International Inc.	Water	49,956.62
Sierra Leone	Safecon Petroleum (Si) Ltd.	Kerosene	47,000.00
Sierra Leone	Automotive Supplies	Lubricating Preparations	36,900.00
Sierra Leone	Frankopam Incorporated	Tubes, Pipes And Hoses, And Fitting	36,523.58
Sierra Leone	Es-ko International Inc.	Trailers And Semi-trailers; Contain	35,035.21
Sierra Leone	F.soufan & Sons	Containers Of Iron, Steel Or Alumin	34,740.00
Sierra Leone	Foamex Manufacturing Company	Furniture, Domestic	33,000.00
Singapore	P & G Engineering Pte Ltd	Tanks, Reservoirs And Containers Of	305,750.00
Singapore	P & G Engineering Pte Ltd	Machinery, Special Purpose, Other	282,200.00
Singapore	P & G Engineering Pte Ltd	Filtering And Purifying Equipment	219,000.00
Singapore	Vision 8 Pte Ltd	Expendables For Use With Edp Equipm	89,067.67
Singapore	Vision 8 Pte Ltd	Motor Vehicles And Parts And Access	63,948.41
Singapore	Vision 8 Pte Ltd	Edp Equipment N.e.c.	32,950.65
Slovenia	Ilir D.o.o.	Expendables For Use With Edp Equipm	156,512.38
Slovenia	Trimmo D.d	Buildings, Prefabricated For Office	136,020.00
South Africa	Cochrane Steel Products (Pty) Ltd	Stoppers, Caps, Lids And Other Meta	820,117.48
South Africa	Alvis South Africa (Proprietary)Ltd	Motor Vehicles And Parts And Access	481,917.00
South Africa	Alvis Omc	Motor Vehicle Parts And Accessories	334,645.54
South Africa	African Commodity Traders	Detergents, Perfumes And Washing Pr	199,926.00
South Africa	Kuona Industries Pty Ltd	Telephone Equipment	194,878.90

**Major Equipment ordered by Agency during 2003**  
(Orders of USD 30,000 or more)

Agency/Country Procurement	Name of supplier	Description of goods (equipment)	Total Cost (USD)
<b>UNPD cont.</b>			
South Africa	Alvis Omc	Motor Vehicles And Parts And Access	169,140.01
South Africa	Townsend International (Pty) Ltd	Containers Of Iron, Steel Or Alumin	168,516.03
South Africa	Townsend International (Pty) Ltd	Telecommunication Equipment, Parts	165,393.47
South Africa	Unicomplex Sa Cc	Chemical Products, Other	159,600.24
South Africa	Vinis Inter. Trading Company (Pty) Ltd	Expendables And Accessories For Use	147,948.98
South Africa	African Commodity Traders	Clothing Of Textile Materials	142,020.00
South Africa	Dimension Data	Telephone Equipment	119,088.01
South Africa	Townsend International (Pty) Ltd	Telecommunication Equipment	112,884.21
South Africa	Townsend International (Pty) Ltd	Instruments For Measuring Temperatu	103,441.72
South Africa	Unicomplex Sa Cc	Paper Of Paperboard N.e.c., For Pri	103,279.00
South Africa	Vickers Omc	Transport Equipment, Other And Part	102,216.07
South Africa	J.b. stamp Pty Ltd	Filtering And Purifying Equipment	98,294.33
South Africa	Vinis Inter. Trading Company (Pty) Ltd	Aerials And Antennae	87,500.00
South Africa	Andrew Satcom Africa	Aerials And Antennae	73,489.50
South Africa	Cabletronics	Equipment And Accessories For Conne	71,360.24
South Africa	African Commodity Traders	Optical Instruments	64,460.00
South Africa	Dimension Data Interactive Communications (Pty) LI	Electronic Integrated Circuits And	57,512.44
South Africa	Kangela Trading Co.(pty) Ltd	Advertising Material, Trade, Commer	57,090.41
South Africa	Isobodies	Plastic Articles N.e.c.	53,028.00
South Africa	Mm African Technology Cc	Containers, Paper And Paperboard	49,920.00
South Africa	Plessey (Pty) Ltd	Radio Broadcast And Television Rece	49,808.79
South Africa	Unicomplex Sa Cc	Steam Generators And Parts Thereof	47,225.41
South Africa	Andrew Satcom Africa	Transformers, Electrical	44,935.00
South Africa	Krone South Africa	Telecommunication Equipment, Other	42,967.64
South Africa	African Commodity Traders	Safety Clothing And Headgear; Other	42,800.00
South Africa	Sbs Water System (Pty) Ltd	Containers Of Iron, Steel Or Alumin	42,414.00
South Africa	Townsend International	Pumps, Compressors, Valves, Etc., P	40,014.24
South Africa	African Commodity Traders	Twine, Cordage, Rope And Cables	37,800.00
South Africa	Datro Tech 11 (Pty) Ltd	Safety Clothing And Headgear; Other	37,622.36
South Africa	Townsend International (Pty) Ltd	Security And Safety Equipment	36,142.04
South Africa	Townsend International (Pty) Ltd	Paints And Varnishes (Including Ena	35,135.74
South Africa	Townsend International (Pty) Ltd	Electric Motors, Generators And Tra	34,023.14
South Africa	African Commodity Traders	Radio Broadcast And Television Rece	33,020.00
South Africa	African Commodity Traders	Air Conditioning, Cold Chain And Re	32,625.00
South Africa	Kuona Industries Pty Ltd	Mortuary Supplies	31,369.00
Spain	Redondo Y Garcia, S.a	Motor Vehicles And Parts And Access	230,000.00
Spain	Bobcat Of Canarias	Earth Moving Equipment	65,610.67
Spain	Iturri; Sa	Safety Equipment	58,110.60
Spain	E.i.n.s.a.	Motor Vehicle Parts And Accessories	33,897.66
Sweden	Ericsson Enterprise Solutions	Telecommunication Equipment	4,035,385.17
Sweden	Scania Cv Ab	Motor Vehicles And Parts And Access	315,662.58
Sweden	Biab International Ab	Office And Accounting Machinery, Pa	90,881.35
Sweden	Biab International Ab	Equipment And Accessories For Conne	69,884.17
Sweden	Biab International Ab	Air Conditioning, Cold Chain And Re	65,600.00
Sweden	Bukkehave Ltd	Transport Equipment, Other And Part	38,745.00
Sweden	Biab International Ab	Paints And Varnishes (Including Ena	31,408.52
Switzerland	Caterpillar S.a.r.l.	Motor Vehicles And Parts And Access	1,776,876.00
Switzerland	Genmark S.a.	Motor Vehicles And Parts And Access	119,574.00
Switzerland	C P I International Inc.	Telephone Equipment	61,410.00
Switzerland	Decibel S.a	Radio Broadcast And Television Rece	31,594.07
Syrian Arab Republic	Alrashed Commercial Company	Vegetables, Fresh Or Chilled	350,000.00
Syrian Arab Republic	Sadcop (Mahroukat)	Kerosene	292,900.00
Syrian Arab Republic	Homs Motors Company	Electric Motors, Generators And The	151,726.37
Syrian Arab Republic	Chammas Company	Equipment And Accessories For Conne	80,784.00
Syrian Arab Republic	Forani Brothers Company	Detergents, Perfumes And Washing Pr	62,389.77
Syrian Arab Republic	Alwalid Alimentary Company	Milk, Processed, In Liquid Form	47,108.97
Syrian Arab Republic	Boukein Water Filling Factory	Milk, Processed, In Liquid Form	44,385.00
TFYR of Macedonia	Bis Oil Team D.o.o.	Fuel Oils, N.e.c.	4,285,276.34
Timor-Leste	Pertamina	Motor Spirit (Gasoline), Including	7,999,707.70
Timor-Leste	Pertamina	Jet Fuel, Spirit Type (Gasoline Typ	969,200.00
Timor-Leste	Delicious Blue Pty Ltd	Water	441,128.25
Timor-Leste	Delicious Blue Pty Ltd	Waters, Not Sweetened	337,819.25
Timor-Leste	Pertamina	Propane And Butane, Liquefied	170,181.53
Timor-Leste	Phoenix Fuels	Motor Spirit (Gasoline), Including	55,861.78
Timor-Leste	East Timor Constructions Pty Ltd	Structural Components, Prefabricate	48,125.00
Turkey	Seta Ins. Pet. Ve Pet. Urun. Nak.	Telecommunication Equipment	292,040.00
Turkey	Tecimer Export & Import	Angles, Shapes And Sections, Of Iro	201,950.00
Turkey	Tecimer Export Import	Angles, Shapes And Sections, Of Iro	156,415.00
Turkey	Prekons	Trailers And Semi-trailers; Contain	110,801.00
Turkey	Tecimer Limited	Containers For Compressed Or Liquef	78,624.99
Turkey	Aksa Jenerator Sanayi A.s.	Electric Motors, Generators And Tra	49,996.40
Turkey	Exim Dis Ticaret Limited Sirketi	Weighing Equipment, Micrometers, Ga	49,492.32
Turkey	Exim Dis Ticaret Limited Sirketi	Salts Of Oxometallic Or Peroxometal	49,060.07
Turkey	Tecimer Export & Import	Hand Tools	48,135.00
Turkey	Tecimer Limited	Modelling Pastes, Dental Plaster Pr	48,037.49
Turkey	Prekons	Buildings, Prefabricated For Office	36,531.02
Turkey	Exim Dis Ticaret Limited Sirketi	Pulley Tackle And Hoists, Winches A	36,372.20
Turkey	Gur International Trade & Transport Ltd. Co.	Seats And Chairs	33,521.00
Uganda	Gapco Uganda Limited	Jet Fuel, Spirit Type (Gasoline Typ	1,678,656.00
Uganda	Shell Uganda Limited	Jet Fuel, Spirit Type (Gasoline Typ	1,046,124.00
Uganda	Trans-gaz	Jet Fuel, Spirit Type (Gasoline Typ	685,610.94
Uganda	Trans-gaz	Gas Oils (Diesel Oil)	478,550.00
Uganda	Hima Cement Ltd	Cements	53,625.00
Uganda	Civil Aviation Authority	Cements	42,900.00
Uganda	The Building Center (U) Ltd	Cement, Concrete Or Artificial Ston	34,276.57

**Major Equipment ordered by Agency during 2003**  
(Orders of USD 30,000 or more)

Agency/Country Procurement	Name of supplier	Description of goods (equipment)	Total Cost (USD)
<b>UNPD cont.</b>			
United Arab Emirates	Soufan Engineering	Training And Demonstrational Models	214,111.80
United Arab Emirates	Gulf Engineering Industry	Containers Of Iron, Steel Or Alumin	148,255.00
United Arab Emirates	Enoc International Sales L.L.c.	Motor Spirit (Gasoline), Including	120,000.01
United Arab Emirates	Truebell	Expendables For Use With Edp Equipm	106,300.00
United Arab Emirates	Truebell Marketing & Trading Llc	Motor Vehicle Parts And Accessories	100,190.00
United Arab Emirates	Atcom	Electronic Components N.e.c.	95,677.51
United Arab Emirates	Jackys Gulf Fze	Electricity Distribution Or Control	95,228.00
United Arab Emirates	Truebell Marketing & Trading	Telecommunication Equipment, Parts	91,913.00
United Arab Emirates	Arabian Technology & Communications (Atcom)	Measuring, Checking And Testing App	89,610.00
United Arab Emirates	Truebell Marketing & Trading Llc	Machinery And Equipment For The Pha	86,950.00
United Arab Emirates	Gulf Targetgeneral Trading	Expendables For Use With Edp Equipm	82,950.00
United Arab Emirates	Terrazo Ltd.	Telecommunication Equipment	53,900.00
United Arab Emirates	Microhit Technologies	Telephone Equipment	52,186.00
United Arab Emirates	The Mgt Group	Mortars And Concretes, Non-refracto	49,980.00
United Arab Emirates	Truebell Marketing & Trading L.L.c	Packing And Sealing Articles Of Pla	49,875.00
United Arab Emirates	Juma Al Majid Est.	Motor Vehicle Parts And Accessories	47,604.53
United Arab Emirates	Truebell	Satellite Communication Systems	46,677.00
United Arab Emirates	Terrazzo Dubai L.L.c.	Containers Of Iron, Steel Or Alumin	44,270.00
United Arab Emirates	Gulf Target General Trading Llc	Expendables And Accessories For Use	42,900.00
United Arab Emirates	Al-nahar Building Maintenance & Decor	Furniture, Domestic	42,774.00
United Arab Emirates	Soufan Engineering	Electric Motors, Generators And The	41,000.00
United Arab Emirates	Hashel Electrical Trading L.J.c	Transformers, Electrical	40,810.00
United Arab Emirates	Jackys Gulf Fze	Telephone Equipment	40,460.00
United Arab Emirates	Hashel Electrical Trading L.J.c	Electricity Distribution Or Control	38,014.00
United Arab Emirates	Pinnacle Computer Systems Llc	Software Application Packages	37,573.00
United Arab Emirates	Mgt Group; The	Motor Vehicle Parts And Accessories	37,497.50
United Arab Emirates	M.g.t. ( L. L. C. )	Motor Vehicle Parts And Accessories	37,369.13
United Arab Emirates	Truebell Marketing & Trading Llc	Expendables For Use With Edp Equipm	36,786.50
United Arab Emirates	Hashel Electrical Trading L.J.c	Lighting Equipment	36,235.60
United Arab Emirates	Ghassan Akkad Automobiles	Motor Vehicle Parts And Accessories	35,160.00
United Arab Emirates	Hashel Electrical Trading L.J.c	Lighting Equipment, Parts Thereof	34,191.21
United Arab Emirates	Al-rama International Traders	Ironmongry	31,800.16
United Arab Emirates	Truebell Marketing & Trading	Sanitaryware And Plumbing Fixtures,	30,890.50
United Kingdom	Eurest Support Services (Uk)	Food Products, Other	6,850,165.07
United Kingdom	Interwave Communications Intl. Ltd.	Telecommunication Equipment	3,776,324.00
United Kingdom	Vaughans Of Leicester Ltd	Floor Coverings Of Plastics	1,563,665.00
United Kingdom	Barrett Europe Limited	Telecommunication Equipment	1,053,544.64
United Kingdom	Vaughans Of Leicester Limited	Prefabricated Buildings, Parts Ther	867,333.33
United Kingdom	Barrett Communications Pty Ltd.	Radio Broadcast And Television Rece	383,585.16
United Kingdom	Mabey & Johnson Ltd.	Bridges, Bridge Sections, Towers An	356,000.00
United Kingdom	Armor Products International Ltd.	Feed, Livestock And Poultry	326,300.00
United Kingdom	Aerial Facilities Limited	Telephonic Apparatus, Other	311,833.27
United Kingdom	Team Overseas Services Ltd	Electric Motors, Generators And Tra	219,084.45
United Kingdom	Armor Products International	Crowd Control Equipment	217,360.00
United Kingdom	Rola-trac Limited	Floor Coverings Of Plastics	216,722.29
United Kingdom	Cw Headdress	Hats And Headgear	206,000.00
United Kingdom	Kopax Uk Limited	Furniture, Workshop, Shop Etc.	203,777.47
United Kingdom	Brandcontact (Uk) Ltd	Plastic Articles N.e.c.	192,777.00
United Kingdom	Codan ( Uk ) Ltd.	Aerials And Antennae	192,204.61
United Kingdom	Metalline International Ltd	Lighting Equipment	170,738.68
United Kingdom	Eton International	Telecommunication Equipment	161,525.01
United Kingdom	Codan (Uk) Ltd.	Telecommunication Equipment, Other	160,389.10
United Kingdom	Toyota Gibraltar Stockholdings, Ltd	Motor Vehicles, Special Purpose	149,269.65
United Kingdom	Hughes Network Systems Limited	Satellite Communication Systems	148,765.00
United Kingdom	Team Overseas Services Ltd	Steam Generators And Parts Thereof	142,862.08
United Kingdom	Brandcontact (Uk) Ltd	Measuring, Checking And Testing App	137,429.20
United Kingdom	Barett Europe Limited	Telecommunication Equipment	134,015.43
United Kingdom	Farmco International	Electric Motors, Generators And Tra	132,907.39
United Kingdom	Team Leyland International Ltd	Electric Motors, Generators And Tra	129,032.40
United Kingdom	Barrett Europe Limited	Radio Broadcast And Television Rece	125,086.14
United Kingdom	Toyota Gibraltar Stockholdings Ltd	Motor Vehicles, Passenger, Other	118,396.73
United Kingdom	Eton International	Components For Telecommunication Eq	112,243.00
United Kingdom	Air British Petroleum Limited	Motor Spirit (Gasoline), Including	110,004.62
United Kingdom	Farmco International	Transformers, Electrical	101,543.71
United Kingdom	Armour Products International Ltd.	Clothing Of Textile Materials	95,200.00
United Kingdom	Intequip	Air Conditioning, Cold Chain And Re	92,396.31
United Kingdom	Codan (Uk) Limited	Telecommunication Equipment, Other	91,196.95
United Kingdom	Team Overseas Ltd.	Electric Motors, Generators And Tra	80,320.53
United Kingdom	Rs Components Ltd.	Components For Telecommunication Eq	78,947.49
United Kingdom	Richardson Supply Company Limitec	Micro-computers	77,565.17
United Kingdom	Rs Components International Ltd	Plastic Articles N.e.c.	71,139.41
United Kingdom	R.s.components InternatiOnal	Transformers, Electrical	69,979.36
United Kingdom	Cebex Ltd	Rubber Tyres And Tubes	69,652.00
United Kingdom	Aircraft Maintnce Support Svc Ltd	Motor Vehicles And Parts And Access	69,576.00
United Kingdom	Brandcontact (Uk) Ltd	Electricity Distribution Or Control	67,474.59
United Kingdom	Oceanbrook Ltd.	Electric Motors, Generators And The	63,898.00
United Kingdom	Kopax Uk Limited	Furniture, Office, Other Than Chair	58,900.00
United Kingdom	Brandcontact (Uk) Ltd	Measuring Or Checking Instruments A	56,108.40
United Kingdom	Anville Trading Limited	Expendables And Accessories For Use	55,975.50
United Kingdom	South Midlands Communications Ltd.	Telecommunication Equipment	53,870.53
United Kingdom	Brandcontact (Uk) Ltd	Telecommunication Equipment	51,230.00
United Kingdom	Eton International	Articles For Medical Or Surgical Pu	50,000.00
United Kingdom	Cobham Fluid Systems Ltd.	Filtering And Purifying Equipment	49,924.59
United Kingdom	Brandcontact (Uk) Ltd	Hand Tools	49,757.35
United Kingdom	Codan (Uk) Limited	Aerials And Antennae	49,699.22
United Kingdom	Anville Trading Limited	Motor Vehicle Parts And Accessories	49,355.23
United Kingdom	Winchester Procurement Limited	Pumps, Compressors, Valves, Etc., P	48,764.08
United Kingdom	Volspec Ltd	Electric Motors, Generators And Tra	48,318.55
United Kingdom	Kopax	Motor Vehicle Parts And Accessories	48,000.89
United Kingdom	Crown Agents	Seats And Chairs	47,695.24
United Kingdom	Kopax	Hand Saws, Files, Rasps, Pliers, Pi	46,460.66
United Kingdom	The Kennedy Group Ltd	Safety Clothing And Headgear; Other	46,414.93
United Kingdom	Brandcontact (Uk) Ltd	Paper And Paperboard Products, Othe	45,593.20
United Kingdom	Drafix Services Limited	Electric Motors, Generators And Tra	43,941.29
United Kingdom	Eton International	Equipment And Accessories For Conne	43,475.00
United Kingdom	L-teq	Transformers, Electrical	42,802.94

**Major Equipment ordered by Agency during 2003**  
(Orders of USD 30,000 or more)

Agency/Country Procurement	Name of supplier	Description of goods (equipment)	Total Cost (USD)
<b>UNPD cont.</b>			
United Kingdom	Anville Trading Limited	Radio Broadcast And Television Rece	42,665.28
United Kingdom	Rs Components Ltd.	Hand Tools	42,480.23
United Kingdom	Team Overseas Ltd	Electric Motors, Generators And Tra	42,306.37
United Kingdom	Nexus Technology Limited	Software, Computer, Including Manua	42,003.00
United Kingdom	Paraby Ltd	Transmitting And Communicating Equi	41,538.20
United Kingdom	Tri-med Limited	Articles For Medical Or Surgical Pu	39,885.01
United Kingdom	Pss Ltd	Twine, Cordage, Rope And Cables	39,132.79
United Kingdom	Paraby Ltd	Radio Broadcast And Television Rece	38,885.10
United Kingdom	Team Leyland International Ltd	Hand Tools	38,225.30
United Kingdom	Paraby Ltd.	Radio Broadcast And Television Rece	38,063.58
United Kingdom	L.teq Limited	Telecommunication Equipment	37,697.00
United Kingdom	Brandcontact (Uk) Ltd	Safety Equipment	37,459.84
United Kingdom	Arun International (Power) Ltd	Electric Motors, Generators And Tra	35,845.54
United Kingdom	Eton International	Office And Accounting Machinery, Pa	35,747.40
United Kingdom	Hindle	Electric Motors, Generators And Tra	34,050.73
United Kingdom	Intequip Ltd	Metal Goods N.e.c.	33,630.67
United Kingdom	Pal Electrical Wholesale Ltd	Food Packaging And Bottle Cleaning	32,753.51
United Kingdom	Conjoint Export Services (Near East) Limited	Syringes, Hypodermic, Medical	32,465.00
United Kingdom	Eton International	Air Conditioning, Cold Chain And Re	30,000.00
USA	Globecomm Systems Inc.	Telecommunication Equipment	11,835,380.00
USA	Dmc Stratex Networks Inc.	Telecommunication Equipment	3,438,182.23
USA	Ibm Corporation	Computer Monitored Systems, Industr	2,600,000.00
USA	All Points Intl. Distributors, Inc.	Camping Equipment	2,511,121.00
USA	Office Depot Business Services Div	Stationery Articles N.e.c.	1,891,000.00
USA	Emc Corporation	Computer Systems, Special Purpose O	1,730,300.40
USA	Frontline Communications Corporatc	Telecommunication Equipment	1,683,997.00
USA	Marquardt & Company	Paper Of Paperboard N.e.c., For Pri	1,292,955.00
USA	Motorola Inc.	Telecommunication Equipment	1,179,616.46
USA	Cisco Systems, Inc.	Telecommunication Equipment	1,124,458.25
USA	Cisco Systems, Inc.	Edp Equipment N.e.c.	1,098,369.24
USA	Cisco Systems, Inc.	Inter-office Communication Systems	1,039,724.76
USA	Comp-u-field	Printing And Plotting Devices For E	1,026,709.00
USA	Emc Corporation	Software, Computer, Including Manua	855,262.88
USA	Cisco Systems, Inc.	Edp Equipment/Machinery, Other, And	743,296.09
USA	Tryco	Motor Spirit (Gasoline), Including	730,202.25
USA	Aar Mobility Systems	Trailers And Semi-trailers; Contain	649,504.65
USA	La Cresta Communications, Inc.	Telecommunication Equipment	633,909.84
USA	Comp-u-field	Telecommunication Equipment	617,714.58
USA	Softmart Government Services, Inc.	Software, Computer, Including Manua	616,313.24
USA	Cisco Systems Inc	Telecommunication Equipment, Other	549,173.00
USA	Gtsi Corp.	Processing Units For Edp And Access	543,798.00
USA	Emc Corporation	Micro-computers	498,228.00
USA	General Electric Supply Company	Electricity Distribution Or Control	413,733.36
USA	L3 Communications, Security & United Industries Group; Inc.	Machinery, Special Purpose, Other	395,708.83
USA	Graphic Paper New York, Inc.	Pipes And Other Accessories, For Us	387,660.00
USA	The Sigmon Group, Llc	Paper Of Paperboard N.e.c., For Pri	376,198.90
USA	Arenson Office Furnishings, Inc.	Safety Clothing And Headgear; Other	370,800.00
USA	Amc Computer Corp.	Furniture, Office, Other Than Chair	366,737.51
USA	Ropa Group Inc	Printing And Plotting Devices For E	364,522.96
USA	Id Mail Systems, Inc.	Motor Vehicle Parts And Accessories	357,223.18
USA	Software House International, Inc.	Office Machines, Other	353,973.05
USA	National Flag And Display Co.	Software, Computer, Including Manua	341,435.00
USA	All Points International Inc.	Textile Articles Made-up, Other	322,982.25
USA	Cisco Systems Inc.	Camping Equipment	321,720.06
USA	Cisco Systems, Inc.	Transmitting And Communicating Equi	271,027.57
USA	Emc Corporation	Electricity Distribution Or Control	265,914.14
USA	Planson International Co.	Processing Units For Edp And Access	248,880.00
USA	Paper Mart Inc.	Edp Equipment/Machinery, Other, And	245,660.00
USA	Schott Applied Power Corporation	Paper Of Paperboard N.e.c., For Pri	236,174.00
USA	General Electric Supply	Telecommunication Equipment	235,280.00
USA	Cisco Systems, Inc.	Insulated Wire And Cable; Optical F	235,173.04
USA	International Fleet Sales; Inc.	Processing Units For Edp And Access	225,747.77
USA	O.p.g. Industries; Inc.	Motor Vehicles, Special Purpose	198,000.00
USA	Cisco Systems Inc.	Paints And Varnishes (Including Ena	194,513.20
USA	Cisco Systems Inc	Telecommunication Equipment	194,079.60
USA	Avid Technology, Inc.	Transmitting And Communicating Equi	193,374.90
USA	Dmc Stratex Networks Inc.	Computer Monitored Systems, Industr	193,160.00
USA	Dmc Stratex Networks; Inc.	Telecommunication Equipment, Other	187,188.24
USA	Ibm Corporation	Measuring, Checking And Testing App	187,020.67
USA	Trados Corporation	Software, Computer, Including Manua	179,612.00
USA	Motorola Inc.	Software Application Packages	178,600.00
USA	Opg Industries Inc	Security And Safety Equipment	172,079.14
USA	L3 Communications, Security & Computhink	Micro-computers	161,940.00
USA	Hughes Network Systems	Measuring, Checking And Testing App	161,222.78
USA	Ciphertrust, Inc.	Stationery Articles N.e.c.	159,057.20
USA	Cisco Systems Inc.	Telecommunication Equipment	158,195.00
USA	Melillo Consulting, Inc.	Processing Units For Edp And Access	155,925.00
USA	Citrix Systems	Edp Equipment N.e.c.	152,168.80
USA	Southern Avionics Company	Software, Computer, Including Manua	151,911.17
USA	Santpoort	Pc Software, General	150,000.00
USA	Ihc Services Inc.	Hydrographic, Hydrological, Meteorc	149,351.00
USA	Melillo Consulting, Inc.	Edp Equipment/Machinery, Other, And	149,004.31
USA	Northrop Grumman Info. Technology	Motor Vehicles And Parts And Access	147,842.00
USA	American Scientific And Industrial Supplies	Edp Equipment N.e.c.	147,000.00
USA	Ericsson Enterprise Solutions	Equipment And Accessories For Conne	141,389.00
USA	L3 Communications, Security & Emc Corporation	Micro-computers	140,856.00
USA	American International Radio; Inc.	Telephone Equipment	137,119.66
USA	O.p.g. Industries; Inc.	Security And Safety Equipment	133,848.00
USA	Pitman Company	Electronic Storage Units/Media	133,036.00
USA	Comp-u-field	Telecommunication Equipment, Other	131,080.00
USA	La Cresta Communications Inc.	Software Application Packages	130,860.00
USA	Computhink	Printing And Bookbinding Equipment	129,900.00
USA	Westwood Computer Corporation	Equipment And Accessories For Conne	129,369.00
USA		Satellite Communication Systems	128,425.00
USA		Edp Equipment/Machinery, Other, And	127,309.39
USA		Printing And Plotting Devices For E	119,400.00

**Major Equipment ordered by Agency during 2003**  
(Orders of USD 30,000 or more)

Agency/Country Procurement	Name of supplier	Description of goods (equipment)	Total Cost (USD)
<b>UNPD cont.</b>			
USA	Computhink, Inc.	Micro-computers	119,028.18
USA	Polyphaser Corporation	Telecommunication Equipment	118,990.00
USA	Napco International Llc	Telecommunication Equipment, Other	113,802.52
USA	Planson International Corporation	Equipment And Accessories For Conne	111,433.00
USA	Arenson Office Furnishings, Inc.	Furniture	106,755.44
USA	Dimension Data	Twine, Cordage, Rope And Cables	106,154.40
USA	Universal Weather& Aviation	Petroleum Oils And Petroleum Produc	105,000.00
USA	General Electric Supply	Electrical Equipment, Parts And Acc	104,204.39
USA	Ciphertrust, Inc.	Software, Computer, Including Manua	103,950.00
USA	Ibm Corporation	Software Application Packages	103,756.00
USA	O.p.g. Industries Inc.	Equipment And Accessories For Conne	103,228.00
USA	United Industries Group, Inc	Primary Cells And Primary Batteries	99,172.00
USA	Chb Industries	Glass, Unworked, Flat Glass And Pre	98,100.00
USA	Quest Software Inc.	Software Application Packages	98,020.00
USA	Dura Engraving Corp.	Safety Equipment	97,886.80
USA	Planson International Corporation	Protection Devices For Edp Equipmen	95,845.00
USA	Mercury Interactive Corporation	Software Application Packages	95,200.00
USA	Opg Industries Inc	Expendables For Use With Edp Equipm	94,955.00
USA	United Book Press Inc	Books, Brochures, Leaflets And Simi	94,283.00
USA	Emc Corporation	Expansion Cards & Other Add-on Hard	91,357.00
USA	Dell Marketing L.p.	Micro-computers	90,785.78
USA	Planson International	Optical Input/Output Units, Such As	89,145.00
USA	Comtech E F Data	Satellite Communication Systems	88,090.00
USA	All Points International Inc.	Buildings, Prefabricated For Office	87,895.00
USA	O.p.g. Industries; Inc.	Equipment And Accessories For Conne	86,170.00
USA	La Cresta Communications Inc.	Radio Broadcast And Television Rece	85,906.01
USA	Cisco Systems Inc.	Components For Telecommunication Eq	85,886.40
USA	Somes Uniforms Inc.	Clothing Of Textile Materials	83,464.72
USA	Akron Brass Company	Agricultural Machinery, Parts And A	83,155.53
USA	Pa Consulting Group	Computer Systems, Special Purpose O	81,330.00
USA	Kuehne & Nagel; Inc.	Prefabricated Buildings, Parts Ther	80,960.00
USA	General Electric Supply	Electricity Distribution Or Control	80,703.30
USA	Southeast Aerospace	Lighting Equipment	75,250.00
USA	Antennas For Communications (Afc)	Construction Materials Of Plastic;	74,900.00
USA	Planson International	Software Application Packages	74,063.00
USA	Comtech Ef Data Corp. (Cec)	Electronic Components	73,747.00
USA	Comp-u-field	Micro-computers	71,985.00
USA	Stonesoft	Equipment And Accessories For Conne	70,930.00
USA	Ericsson Enterprise Networks	Telephone Equipment	70,759.25
USA	Opg Industries Inc	Software Application Packages	69,400.00
USA	Rohn Products International L.c.	Radio Or Television Transmission Ap	69,136.00
USA	Planson International Corporation	Expendables For Use With Edp Equipm	67,235.00
USA	Rohn Industries	Telecommunication Equipment	67,233.00
USA	United Industries Group; Inc	Motor Spirit (Gasoline), Including	66,157.00
USA	Planson International Corporation	Electronic Measuring Equipment N.e.	65,925.00
USA	American International Radio; Inc.	Insulated Wire And Cable; Optical F	65,805.96
USA	Galls Incorporated	Safety Clothing And Headgear; Other	65,119.98
USA	Real Networks, Inc.	Software, Computer, Including Manua	64,589.69
USA	National Cathode Corp.	Thermionic, Cold Cathode Or Photo-c	63,961.00
USA	Cavalier Office Products Inc.	Processing Units For Edp And Access	63,350.00
USA	Tgi Office Automation	Printing Equipment, Other	63,125.00
USA	Comp-u-field	Inter-office Communication Systems	63,075.00
USA	Staten Island Toyota	Motor Vehicles, Goods Transport	63,000.00
USA	S & S Controls, Inc.	Taps, Cocks, Valves And Similar App	62,940.04
USA	Unfpa (Usa)	Contraceptives	62,120.38
USA	Intecom Inc.	Telephone Equipment	61,657.00
USA	Man Roland Inc.	Printing And Bookbinding Equipment	60,000.00
USA	O.p.g. Industries; Inc.	Micro-computers	59,280.00
USA	Gimco Usa Inc	Components For Telecommunication Eq	58,450.00
USA	Systems Technology Inc.	Training And Demonstrational Models	57,600.00
USA	Cavalier Office Products Inc.	Printing And Plotting Devices For E	57,222.00
USA	Netg, Inc.	Software, Computer, Including Manua	56,950.00
USA	Emc Corporation	Software Application Packages	56,890.00
USA	Bear River Associates, Inc.	Office Machines, Other	55,786.00
USA	Business Objects Inc.	Software Application Packages	55,455.00
USA	Westwood Computer Corporation	Telecommunication Equipment	55,438.60
USA	Toyota Of Manhattan	Motor Vehicles, Goods Transport	55,338.00
USA	The Gunlocke Company	Furniture, Office, Other Than Chair	54,787.88
USA	Input Solutions, Inc.	Software, Computer, Including Manua	54,175.00
USA	Cavalier Office Products	Micro-computers	53,413.00
USA	Goddard Technology Corporation	Photographic And Cinematographic Eq	52,024.30
USA	Hodkinson Associates, Inc.	Furniture	50,402.00
USA	Kuehne & Nagel Inc.	Chemical Elements, N.e.c.	50,000.00
USA	Micron Government Computer Systems	Printing And Plotting Devices For E	49,903.50
USA	Computer Clearing House, Inc.	Protection Devices For Edp Equipmen	49,893.00
USA	Telex Communications, Inc.	Telecommunication Equipment, Parts	48,397.87
USA	Csu Industries	Education Equipment Computer	48,000.00
USA	Ericsson Enterprise Solutions	Telecommunication Equipment	47,602.08
USA	Melillo Consulting, Inc.	Edp Equipment/Machinery, Other, And	47,550.00
USA	Dmc Stratex Networks	Equipment And Accessories For Conne	47,410.11
USA	Dow-key Microwave Corporation	Electricity Distribution Or Control	47,075.00
USA	Mistral Inc.	Tanks, Reservoirs And Containers Or	46,815.00
USA	Moredirect.com, Inc.	Expansion Cards & Other Add-on Hard	46,375.00
USA	Snap-on Tools Int. Ltd	Motor Vehicle Parts And Accessories	46,047.32
USA	Conserve Electrical Supply Corp.	Electricity Distribution Or Control	45,309.00
USA	Consolidated Edison Company	Pc Software, General	45,000.00
USA	Eads Telecom North America, Inc.	Telephone Equipment	44,855.00
USA	La Cresta Communications, Inc.	Radio Or Television Transmission Ap	44,697.67
USA	Notable Solutions; Inc (Nsi)	Software Application Packages	44,059.20
USA	American Direct Mail	Containers, Paper And Paperboard	44,000.00
USA	H.a. Metzger Inc.	Lifting And Handling Equipment And	43,000.00
USA	O.p.g. Industries Inc	Telecommunication Equipment, Other	42,932.00
USA	Planson International	Telecommunication Equipment, Parts	42,875.00
USA	Amc Computer Corp.	Micro-computers	42,602.94
USA	Planson International Corporation	Software Application Packages	42,310.00
USA	Acme Industrial Supply Inc.	Containers Of Iron, Steel Or Alumin	42,086.10
USA	Planson International Company	Optical Input/Output Units, Such As	41,500.00



**Major Equipment ordered by Agency during 2003**  
(Orders of USD 30,000 or more)

Agency/Country Procurement	Name of supplier	Description of goods (equipment)	Total Cost (USD)
<b>UNPD cont.</b>			
USA	La Cresta Communications, Inc.	Optical Input/Output Units, Such As	41,215.00
USA	Metorex	Physics Equipment N.e.c.	41,000.00
USA	American Scientific & Industrial Supplies	Safety Equipment	40,838.00
USA	O.p.g. Industries Corp.	Pc Software, General	40,800.00
USA	Apcom Computers	Tapes And Other Unrecorded Media Fo	40,530.00
USA	O.p.g. Industries; Inc.	Expansion Cards & Other Add-on Hard	40,300.00
USA	Some's Uniforms Inc.	Clothing Of Textile Materials	40,049.50
USA	Center Industrial Electronics, Inc.	Audio And Video Accessories	40,000.00
USA	Eastman Kodak Company	Photographic Supplies	40,000.00
USA	The Ergonomic Group Inc.	Computer Display Terminals	39,900.00
USA	Trado Inc	Brushes	39,635.08
USA	Computhink Inc	Printing And Bookbinding Equipment	39,258.26
USA	Unfpa - United Nations Population Fund	Contraceptives	38,995.00
USA	O. P. G. Industries; Inc.	Printing And Plotting Devices For E	38,990.00
USA	Ericsson Enterprise Networks (New York)	Electronic Components N.e.c.	38,274.50
USA	Notable Solutions Inc.	Processing Units For Edp, Other	38,216.00
USA	American International Radio Inc.	Radio-broadcasting, Reception Appar	37,744.00
USA	Cavalier Office Products	Photographic And Cinematographic Eq	37,740.20
USA	Hudson Bay Environments	Furniture, Office, Other Than Chair	37,705.40
USA	Traditional Casket Corp.	Mortuary Supplies	37,500.00
USA	Firematic Supply Co. Inc.	Safety Clothing And Headgear; Other	37,449.00
USA	Elanday Equities Inc.	Insulated Wire And Cable; Optical F	36,811.00
USA	The Gunlocke Company	Furniture	36,482.44
USA	North American Business Machines Co	Optical Input/Output Units, Such As	36,028.00
USA	Motorola Inc..	Radio Broadcast And Television Rece	35,599.76
USA	Aventis Pasteur	Articles For Medical Or Surgical Pu	35,000.00
USA	Comp-u-field	Software, Computer, Including Manua	35,000.00
USA	Csu Industries	Micro-computers	34,700.00
USA	Moredirect.com, Inc.	Equipment And Accessories For Conne	34,248.50
USA	La Cresta Communications Inc	Software, Computer, Including Manua	33,793.24
USA	Dow-key Microwave Corporation	Office And Accounting Machinery And	33,600.00
USA	Computhink Inc.	Expendables For Use With Edp Equipm	33,513.04
USA	Emc Corporation	Components For Telecommunication Eq	32,886.90
USA	Westwood Computer Corporation	Printing And Bookbinding Equipment	32,600.00
USA	Muller-martini Corporation	Printing And Bookbinding Equipment	32,500.00
USA	President Container Inc.	Containers, Paper And Paperboard	32,300.00
USA	Park Surgical Co., Inc.	Articles For Medical Or Surgical Pu	32,000.00
USA	Tacticom	Microphone, Loudspeakers, Headphone	31,861.00
USA	L3 Communications, Security &	Security Equipment, Special Purpose	31,576.18
USA	Smart Link Corp.	Software Application Packages	31,525.00
USA	O.p.g. Industries, Inc.	Edp Equipment N.e.c.	31,495.00
USA	O.p.g. Industries, Inc.	Processing Units For Edp And Access	31,495.00
USA	Unfpa; United Nations Population Fund	Contraceptives	31,248.00
USA	O.p.g. Industries Inc.	Software Application Packages	31,090.00
USA	La Cresta Communications Inc	Processing Units For Edp And Access	30,962.25
USA	Eads Telecom North America, Inc.	Expansion Cards & Other Add-on Hard	30,450.00
USA	Bayer Corporation	Articles For Medical Or Surgical Pu	30,000.00
USA	Eads Telecom North America, Inc.	Telecommunication Equipment	30,000.00
Yugoslavia	Interpress R. Company - Kosova Sot	Books, Brochures, Leaflets And Simi	122,451.19
Yugoslavia	Dagi Commerce	Insulated Wire And Cable; Optical F	72,169.70
Yugoslavia	Prima-commerce	Angles, Shapes And Sections, Of Iro	69,538.31
Yugoslavia	Interpress R. Company (I.z. Car Wash)	Transport Equipment, Other And Part	65,026.85
Yugoslavia	Amm	Advertising Material, Trade, Commer	48,277.72
Yugoslavia	Coli Commerce	Pebbles, Gravel, Broken Or Crushed	48,057.14
Yugoslavia	Dagi Commerce	Tableware, Kitchenware, Other House	48,010.00
Yugoslavia	Babcock Hiberna Facilities Management	Testing Equipment Miscellaneous N.e	44,897.62
Yugoslavia	Mirjeta - Company N.n.p.	Structural Components, Prefabricate	43,111.64
Yugoslavia	Kobat Ntp Exp-imp	Primary Cells And Primary Batteries	42,756.18
Yugoslavia	Izolimi	Mortars And Concretes, Non-refracto	40,434.27
Yugoslavia	Dinor & Multi Graphics	Books, Brochures, Leaflets And Simi	39,497.14
Yugoslavia	Izolimi	Tubes, Pipes And Hoses, And Fitting	37,716.41
Yugoslavia	Dagi Commerce	Electricity Distribution Or Control	35,958.09
Yugoslavia	Izolimi	Interchangeable Tools For Hand Tool	34,240.38
Yugoslavia	Dagi Commerce	Radio Broadcast And Television Rece	34,072.50
Yugoslavia	Drita Ntsh	Construction Materials Of Plastic;	33,600.94
Yugoslavia	Izolimi	Water Pipe Fittings And Accessories	32,935.28
Yugoslavia	Sa Konstruksion	Aluminium Or Aluminium Alloys, Sem	32,794.13
Yugoslavia	Edi Security Systems	Surveillance/Control Systems	31,808.01
Yugoslavia	Izolimi	Electricity Distribution Or Control	31,477.40
Yugoslavia	Beycom	Linen, Household	31,337.14
Yugoslavia	Kika Co.	Plaster Or Compositions Based On Pl	31,056.77
Yugoslavia	Kadër Veseli	General Purpose Machinery, Parts An	30,908.55
Yugoslavia	Eurometal	Containers Of Iron, Steel Or Alumin	30,800.00
Yugoslavia	Grafoprint Ngb	Books, Brochures, Leaflets And Simi	30,285.71
Yugoslavia	Auto Visoka	Transport Equipment, Other And Part	30,184.38
<b>UNRWA</b>			
Belgium	Mutual Aid Administration Services	Oils	1,776,684.64
Belgium	Mutual Aid Administration Services	Sugar	1,245,569.64
Belgium	Becton Dickinson Int'l	Disposable syringes needles cannula	102,198.26
Cyprus	Remedica Ltd.	Drugs acting on the gastro intestine	597,102.76
Denmark	Novo-Nordisk A/S	Drugs acting on the endocrine system	1,628,225.95
Denmark	UNICEF Supply Division	Vaccines and immunological products	129,410.20
Denmark	Bukkehave A/S	Vehicles	78,496.03
Egypt	Egyptian Traders	Rice	1,020,529.10
Egypt	Egyptian International Publishing Co.	Misc. Non-cat. Text books	224,806.50
Egypt	Egyptian Red Crescent	Rice	108,556.33
Egypt	Egyptian Red Crescent	Flour	87,847.54
Egypt	Egyptian Red Crescent	Sugar	82,297.67
Egypt	Egyptian Red Crescent Society	Misc.-protective clothing	76,394.05
France	Samson Cherqui S.A Ciacam	Pulses	220,228.83

**Major Equipment ordered by Agency during 2003**  
(Orders of USD 30,000 or more)

Agency/Country Procurement	Name of supplier	Description of goods (equipment)	Total Cost (USD)
<b>UNRWA cont.</b>			
Germany	Zuckerhandelsunion GMBH	Sugar	173,147.03
Germany	Landre Papierwaren GmbH	Exercise books	57,218.84
Germany	Human Ges. Biochemica & Diagno	Kits and reagents.	33,766.92
Israel	Jerusalem Mills Ltd.	Flour	5,393,350.20
Israel	Brotim marketing (1984) Ltd.	Misc.-timber	453,381.32
Israel	UNDP	Olive oil	394,901.82
Israel	Pacific Auto Importers Ltd	Vehicles	286,954.84
Israel	AL-Mashreq Trading Co.	Equipment office	49,779.40
Israel	Haj Bader El-Jubeh	Misc.-sundry supplies	43,265.10
Israel	Elyakim Ben-Ari Ltd.	Misc.-construction supplies	37,108.60
Israel	UNFPA	Misc.-Drugs Acting on Endocrine Sys	36,963.00
Israel	Brotim marketing (1984) Ltd.	Timber & construction supplies	34,144.42
Italy	Fiat Auto S.p.A.	Vehicles	776,320.27
Italy	Fiat Auto SPA	Fiat Uno	31,010.52
Japan	Toyota Motor Corporation	Vehicles	360,090.93
Japan	Rissho Kosei - KAI	Misc.-office stationary	118,692.31
Japan	Nissei Trading Company Ltd	Equipment laboratory	113,600.00
Jordan	Ministry of Education	Misc. Non-cat. Text books	1,963,333.80
Jordan	Specialized Technical Services	Equipment computer	838,963.87
Jordan	Ram Pharmaceuticals	Antibacterial drugs	539,122.52
Jordan	United Pharmaceutical Manufacturing Co.	Drugs acting on cardiovascular system	253,625.08
Jordan	Ministry of Health	Misc.-vaccines & immunological prod	243,115.45
Jordan	Munther Issa Al-Malak & Bros.	Pulses	183,092.50
Jordan	Glaxo Smith Kline	Drugs acting on the respiratory sys	160,959.32
Jordan	Central Press	Misc. Non-cat. Ref. & library books	135,681.88
Jordan	Creativity Establishment	Equipment dental	118,087.94
Jordan	Amman Pharmaceutical Industries Co.	Drugs acting on the skin.	91,342.53
Jordan	Hassouneh Carpentry	Furniture	84,946.87
Jordan	Ministry of Health	Vaccines and immunological products	74,450.59
Jordan	Jordan Petroleum Refinery Co.	Benzine	71,534.94
Jordan	Scientific and Medical Supplie	Equipment garage, auto-mechanic and	68,935.84
Jordan	Ram Pharmaceuticals	Drugs used in rheu.dise.gout & mig.	68,538.11
Jordan	Cooperative Pinting Press Workers Society	Misc. Non-cat. Ref. & library books	54,855.38
Jordan	German Embassy	Equipment computer	53,936.00
Jordan	International Office Suppliers	Misc. Non-cat. Supplies	53,263.97
Jordan	Dar Al-Dawa	Drugs acting on the skin.	46,359.30
Jordan	Jordan Petroleum Refinery Co.	Gas oil	33,898.23
Jordan	Dawn Technologies	Equipment generators, pumps and	33,672.00
Jordan	Specialized Technical Services	Computer software	30,420.00
Lebanon	Amine Aour Middle East Foods S	Whole milk	4,820,845.25
Lebanon	Librairie Du Liban	Misc. Non-cat. Text books	262,425.81
Lebanon	Lebanese Publishers Co. s.a.r.	Misc. Non-cat. Text books	211,215.88
Lebanon	Albert Massaad	Furniture	128,018.00
Lebanon	Secondary Publication Co.	Misc. Non-cat. Text books	70,050.00
Lebanon	K. Fleifel Industrial Co. sarl	Furniture	45,760.00
Lebanon	Alfa Laboratories S.A.L	Drugs acting on the gastro intestine	36,696.00
Lebanon	Alwan Stationery & Library	Office stationery	33,803.28
Malaysia	Hovid SDN BHD	Antibacterial drugs	463,949.19
Malaysia	Hovid SDN BHD	Drugs acting on the gastro intestine	382,451.08
Netherlands	Hoogwegt Int. BV	Whole milk	2,505,964.96
Netherlands	Limako Suiker BV	Sugar	1,810,496.00
Netherlands	AOH Algemene Oliehandel	Oils	348,105.03
Netherlands	International Dispensary Ass.	Antibacterial drugs	40,966.35
Pakistan	Ghaffar Corporation	Rice	1,218,050.80
Pakistan	Index Commodities Ltd	Rice	219,098.00
Pakistan	Ferozsons Laboratories Ltd.	Misc. Non-cat. Medical supplies	80,000.00
Palestine Authority Autonomous Area*	Palestinian Flour Mills Co.	Flour	3,808,273.50
Palestine Authority Autonomous Area*	Palestinian National Authority	Olive oil	1,692,663.97
Palestine Authority Autonomous Area*	Ministry of Education "Palestine National Authority "	Equipment office	1,428,115.22
Palestine Authority Autonomous Area*	Ministry of Education	Misc. Non-cat. Text books	1,190,634.62
Palestine Authority Autonomous Area*	Al Bader Flour Mills	Flour	728,023.08
Palestine Authority Autonomous Area*	Ministry of Health Palest. Nat	Misc.-vaccines & immunological prod	630,160.00
Palestine Authority Autonomous Area*	Palestine National Authority -MINISTRY OF EDUCATION	Misc. Non-cat. Text books	546,944.01
Palestine Authority Autonomous Area*	Ma'ayeh Manufacturing Co.	Furniture	268,736.29
Palestine Authority Autonomous Area*	Sport King Co.	Misc.-textiles	175,411.59
Palestine Authority Autonomous Area*	El-Haj Ishaq Amassi Sons Co.	Misc.-hardware supplies/steel,...	172,720.00
Palestine Authority Autonomous Area*	Al Nibras Company	Misc. Non-cat. Supplies	156,317.73
Palestine Authority Autonomous Area*	Mansour Bookshop & Printing PR	Misc.-office stationary	141,892.24
Palestine Authority Autonomous Area*	El-Zant Textile Co.	Misc.-sundry supplies	140,310.13
Palestine Authority Autonomous Area*	Hirbawi Investment Int. Trade	Misc.-protective clothing	127,462.49
Palestine Authority Autonomous Area*	Palestinian Petroluem Corporat	Misc.-gas oil	122,039.31
Palestine Authority Autonomous Area*	Firas Printing	Misc. Non-cat. Ref. & library books	102,971.06
Palestine Authority Autonomous Area*	M/V Karin Al	Misc.-sundry supplies	99,693.30
Palestine Authority Autonomous Area*	Mohammad Sa'id Hasan Shehada	Supplemental and fresh food	97,398.17
Palestine Authority Autonomous Area*	Zant Co. Medical Supplies & La	Equipment laboratory	91,188.00
Palestine Authority Autonomous Area*	Palestine National Authority -Ministry of Health	Misc.-vaccines & immunological prod	74,477.98
Palestine Authority Autonomous Area*	Public Market Establishment	Misc.-protective clothing	60,073.78
Palestine Authority Autonomous Area*	Zant Co. for Medical Supplies	Equipment medical and physiotherapy	54,800.00
Palestine Authority Autonomous Area*	Rabah Plastic CO	Misc.-sundry supplies	53,154.10
Palestine Authority Autonomous Area*	Chempal Co.	Equipment medical and physiotherapy	47,954.40
Palestine Authority Autonomous Area*	El-Masri Co. for Ready Concret	Misc.-sundry supplies	47,281.53
Palestine Authority Autonomous Area*	Firas Printing	Misc.-office stationary	47,087.34
Palestine Authority Autonomous Area*	Tawfic Zein Eddin	Handicraft supplies	47,017.85
Palestine Authority Autonomous Area*	Carpentry Production Unit	Furniture	46,745.00
Palestine Authority Autonomous Area*	Dulux Co. c/o Mohammad el-Shar	Misc. Non-cat. Supplies	46,615.38
Palestine Authority Autonomous Area*	Miscellaneous	Equipment domestic (household)	41,670.00
Palestine Authority Autonomous Area*	Al-Sarisi Company	Office stationery	40,149.97
Palestine Authority Autonomous Area*	Hirbawi Investment & Intr Trad	Office stationery	39,995.37

\*(West Bank and Gaza Strip)

**Major Equipment ordered by Agency during 2003**  
(Orders of USD 30,000 or more)

Agency/Country Procurement	Name of supplier	Description of goods (equipment)	Total Cost (USD)
<b>UNRWA cont.</b>			
Palestine Authority Autonomous Area*	Al-Zant Textiles	Blankets	39,805.00
Palestine Authority Autonomous Area*	Ministry of Health Palest. Nat	Vaccines and immunological products	39,378.00
Palestine Authority Autonomous Area*	Beit Al Maqdes Printing Press	Misc. Non-cat. Text books	38,033.18
Palestine Authority Autonomous Area*	Maktab Al-Jameat	Misc. Non-cat. Ref. & library books	35,600.00
Palestine Authority Autonomous Area*	Palestinian Petroleum Corporat	Gas oil	34,154.85
Palestine Authority Autonomous Area*	Mohammad Omar Sousi General Tr	Misc.-hardware supplies/bolts, nuts	34,064.44
Palestine Authority Autonomous Area*	Jerusalem Pharmaceuticals Co.	Drugs acting on the gastro intestine	32,220.26
Palestine Authority Autonomous Area*	Dajani Company	Furniture	31,699.98
Portugal	Sardipovoa Produtos Alimentare	Sardines	747,048.73
Spain	Expansion Exterior S.A.	Oils	995,155.20
Sweden	Volvo Truck Corporation	Vehicles	481,028.37
Sweden	Volvo Car International AB	Vehicles	35,975.79
Syrian Arab Rep.	Salah Al-Deen Sabouni & Sons C	Pulses	579,337.00
Syrian Arab Rep.	General Est.For Printed & Txt	Misc. Non-cat. Text books	241,596.70
Syrian Arab Rep.	Annas AL-Harash Co.	Sardines	146,956.12
Syrian Arab Rep.	Oranos For Computer Technology	Equipment computer	80,976.00
Syrian Arab Rep.	Talas Trading Co.	Sardines	71,559.03
Syrian Arab Rep.	Wafa Disposable Syringes Plant	Disposable syringes needles cannula	49,350.00
Syrian Arab Rep.	Mahrokat(Government)	Benzine	46,335.92
Syrian Arab Rep.	Rozz & Barakat Co.	Equipment domestic (household)	45,165.05
Syrian Arab Rep.	Joud Co.	Pulses	34,252.43
Thailand	Thai Maparn Trading Co. Ltd.	Rice	75,487.50
Turkey	Mersin Un Sanayi Ve Ticaret Lt	Flour	2,703,657.60
Turkey	Eksun Gida San. Ve Tic. Ltd	Flour	2,369,013.65
Turkey	Marmara Un Sanayi Anonim Sirke	Flour	2,220,700.43
Turkey	Kucukbay Yag ve Deterjan Sana	Oils	1,046,235.00
Turkey	Arbel	Oils	917,381.36
Turkey	Arbel	Rice	743,847.50
Turkey	Doruk Una Deger Katma Gida San	Pulses	676,286.80
Turkey	Batalli Agricultural Products	Pulses	493,576.30
Turkey	BBK Gida Maddeleri VE Ticaret	Pulses	400,268.00
Turkey	Dogan Mahmut Narin Dis. Tic.	Pulses	385,808.50
Turkey	Memisoglu Tarim Tic.	Pulses	326,270.00
Turkey	Armada Gida Tic. San. Ltd.	Flour	291,279.96
Turkey	Arbel	Sugar	222,740.00
Turkey	Tecimer LTD	Misc.-textiles	129,767.00
United Arab Emirates	Gulf Pharmaceutical Industries	Drugs acting on the gastro intestine	1,555,133.23
United Kingdom	Maviga UK Ltd.	Pulses	199,472.45
United Kingdom	H.T.S. Development Limited	Drugs acting on the endocrine system	31,910.00
USA	Lutheran World Relief	Misc.-protective clothing	617,082.00
USA	Direct Relief International	Misc. Non-cat. Medical supplies	349,945.35
<b>UNV</b>			
Germany	Dell Computers	Computers and hardware	160,000.00
Germany	Minolta Europe	Copy machine leasing	80,000.00
Switzerland	World Health Organization	Medical Kits	77,000.00
<b>WFP</b>			
Afghanistan	Furnishing Pavilion	Warehouse Pallets	84,826.61
Afghanistan	Abdullahzadar Co. Ltd	Jet A1 Fuel	55,325.60
Afghanistan	Javid Furnture House	Wooden Pallet For Fzd	37,500.00
Afghanistan	Javid Furnture House	Wooden Pallets	33,000.00
Angola	Medtech - Engenharia Hospitalar E E	Cabling-huambo 50% Down Payment	94,353.00
Angola	United Nations Mission In Angola	Bos-141 Furniture	93,495.99
Angola	Angodis, Lda	Generators 7.5kva	37,584.00
Australia	Codan Ltd.	Hf Radio Station, Mobile	459,890.85
Australia	Codan Ltd.	Wfp Hf01 Ngt Hf Radio Base Kit	417,353.00
Australia	Codan Ltd.	Hf Radio Mobile Kit Ngt-02	303,310.95
Australia	Codan Pty Ltd	Hf Radio Base Data	201,622.50
Australia	Codan Ltd.	Ngt Hf Radio Base	196,941.89
Australia	Codan Pty Ltd	Programming Cable For Ngt Transceiver	169,515.67
Australia	Codan Pty Ltd	Codan Ngt Hf Radio Base Kit	145,793.74
Australia	Codan Pty Ltd	Ngt Hf Radio Base Kit-wfp-hf01	137,669.70
Australia	Codan Ltd.	Codan Wfp Hf-02 Kit (Mobile)	87,127.40
Australia	Codan Ltd.	Codan Ngt Hf Radio	86,163.09
Australia	Codan Pty Ltd	Ngt Hf Radio Base Kit	80,298.49
Australia	Codan Ltd.	Ngt Hf Radio Base Kit Wfp-ngt-01	79,143.17
Australia	Codan Ltd.	Ngt Hf Radio Base Kit	73,635.00
Australia	Codan Ltd.	Hf Radio Complete Mobile Kit	62,956.13
Australia	Codan Pty Ltd	Hf Radio Base Dfms Kit-wfp-ngt03	55,783.18
Australia	Codan Ltd.	Dfms Base	54,844.13
Australia	Codan Ltd.	Ngt Hf Radio Base Kit Wfp-ngt-01	51,649.01
Australia	Codan Ltd.	Lightning Arestor	37,052.47
Australia	Codan Ltd.	Ngt Hf Radio Base Kit-wfp-hf-ngt-01	35,064.80
Australia	Codan Pty Ltd	Ict Equipement Quotation Uq026603/24.11.	33,932.00
Australia	Codan Pty Ltd	Hf Radio Mobile Kit Wfp Ngt-02	32,067.27
Bangladesh	Atlas Bangladesh Limited	Hero Honda Motorcycle Cd100 Dawan,C:Red	151,855.05
Bangladesh	Toshiba Singapore Pte. Ltd.	Plain Paper Photocopiers For Counter Par	88,060.00
Bangladesh	Flora Limited	Desktop Computers For Mwca	70,597.38
Bangladesh	Uttara Motors Limited	Maruti Suzuki Gypsy King (Mg-413w)	52,649.75
Bangladesh	Navana Computers & Technologies Ltd	Notebook Computers (Gateway 450 Series)	45,577.05

\*(West Bank and Gaza Strip)

**Major Equipment ordered by Agency during 2003**  
(Orders of USD 30,000 or more)

Agency/Country Procurement	Name of supplier	Description of goods (equipment)	Total Cost (USD)
<b>WFP cont.</b>			
Bangladesh	Flora Limited	Computer	42,869.49
Bangladesh	Gq Industries Ltd	Laminated Pp Woven Bags For 4 Mfus	40,225.47
Bangladesh	Leads Corporation Limited	Partial Cost Of Dell Poweredge 6600	33,327.58
Belgium	Vigan Engineering S.a.	Vacuator	591,226.09
Belgium	Hino Motors (Europe) N.v.	S/Parts-hino Trucks(freight+Insurance)	90,607.28
Belgium	Hino Motors (Europe) N.v.	Spare Parts For Hino Fs635sa-hwq,	75,797.86
Belgium	Dell Nv/Sa	Rack As Per Dell Quote No. 10318970	57,089.49
Belgium	General Business Consultants	Dell Poweedge 2650	40,561.84
Belgium	Maxx Logistics	Polypropylene Bags	35,755.60
Burundi	National Staff Salaries	Staff Salaries/June 2003	95,841.57
Burundi	National Staff Salaries	Staff Salaries	56,723.90
Burundi	Station Glic	Gasoil/Buja Office	32,675.80
Canada	Control-f1 Corporation	Control-f1 V4.3 Frameworkserver Software	51,169.50
Canada	C2 Logistics	Diesel Fuel	34,780.00
China	Liaoning International Trade Corpor	Carton Boxes For Biscuit	55,966.00
China	Liaoning International Trade Corpor	Packaging Material	40,568.00
China	Crealsfood Jilin Cofco	Polyethylene Inner Bagsfor Biscuits	34,657.60
Cyprus	Cytacom Solutions	Hp 7450c Scanner	159,186.18
Cyprus	Cytacom Solutions	4 Pair Utp Cable Cat5e	75,350.41
Demo.Rep. Congo	Prodimex S.a.r.l	Moto Dt 125 + Helmet	46,125.00
Denmark	Kjaer & Kjaer Worldwide A/S	Nissan Double Cab 5 Saeter	785,020.08
Denmark	Bukkehave Ltd	Mitsubishi Double Cabin	747,434.39
Denmark	Danimex Communication Ltd	Kvp-gp380	657,681.30
Denmark	Abc Hansen A/S	Pre-cleaner Type Abch M	495,842.12
Denmark	Danimex Communication Ltd	Kvp - Gp380 As Per Attached Specs	411,451.37
Denmark	Kjaer & Kjaer Worldwide A/S	Nissan Terrano	406,437.03
Denmark	Abc Hansen A/S	Pre-cleaner Type Abch M	396,436.87
Denmark	Kjaer & Kjaer Worldwide A/S	Nissan Patrol Std. Sw, 4wd 4.2d, Lhd	225,953.84
Denmark	Danimex Communication Ltd	Vhf Mobile Antenna Kathrein	179,855.06
Denmark	Danimex Communication Ltd	Kvp1 Gp380 With Extra Battery	99,083.40
Denmark	Danimex Communication Ltd	Motorola Gp 380 Vhf 136-174mhz	96,680.52
Denmark	Danimex Communication Ltd	Kvp1	92,886.52
Denmark	Kjaer & Kjaer Worldwide A/S	Nissan Patrol G1 Station Wagon	81,279.83
Denmark	Danimex Communication Ltd	Vhf Base	76,788.28
Denmark	Unicef	Arm Circumference Insertion Tape	76,194.41
Denmark	Danimex Communication Ltd	Kvb1 Gm360 With Dtmf Mike	71,091.06
Denmark	Danimex Communication Ltd	Programming Software	63,429.94
Denmark	Danimex Communication Lmd	Motorola Gp360 Vhf 136-17mhz Radios	59,094.70
Denmark	Dan Office	Dell Axim X5 Handheld Computer	50,219.00
Denmark	Dan Office	Libert 6 Kva Ups	43,850.70
Denmark	Bukkehave Ltd	Pickup Double Cab 4x4	39,625.40
Denmark	Dan Office	Desktop Computers	39,444.83
Denmark	Danimex Communication Ltd	Telescopic Mast 12 M	38,350.00
Denmark	Danimex Communication Ltd	Motorola Comcommunications	38,078.82
Denmark	Dan Office	Lite-on Usb 40x42x40 Cdrw	36,602.00
Denmark	Cicci - Copenhagen	Stainless Steel Dinner Plates, 22cm Diam	35,932.00
Denmark	Danimex Communication Ltd	Car Charger For Thuraya	35,767.00
Denmark	Danimex Communication Ltd	Motorola Desktop Tray W.o. Speakers	35,128.87
Denmark	Danoffice	Dell Optiplex Gx 270dt	35,041.57
Denmark	Netcom It Aps	Dell Optiplex Gx260	33,369.21
Denmark	Danimex Communication Ltd	Motorola Gp360 LtA Pack Kvp1	33,043.35
Denmark	Danimex Communication Ltd	Motorola Gp380 Vhf 136-174mhz	32,799.94
Denmark	Danimex Communication Ltd	Motorola Nimh Ultra High Cap-ty Battery	31,235.50
DPR Korea	Pyongyang Friendship Import Corpora	Packaging Material	126,646.30
DPR Korea	Renfa Trade Corporation, Ltd.	Packaging Materials, Soda And Salt	107,270.80
DPR Korea	Renfa Trade Corporation, Ltd.	Packaging Material	96,960.72
DPR Korea	Renfa Trade Corporation, Ltd.	Packaging Material	85,086.00
DPR Korea	China Jilin Province Co	Packaging Materials, Soda And Salt	67,221.00
DPR Korea	Kumgang Eco-development Corporation	Supply Of Wooden Pallet At Nampo Port	63,503.25
DPR Korea	Renfa Trade Corporation, Ltd.	Lfp Spare Parts (Refer To Attached List)	61,034.20
DPR Korea	Pyongyang Friendship Import Corpora	Spare Parts-18 Lfp Factories	60,215.68
DPR Korea	China Jilin Province Co	Polyethylene Inner Bag	58,629.66
DPR Korea	China Jilin Province Co	Polyethylene Inner Bags/Ppe Bags	54,339.30
DPR Korea	Korea Oryun General Trading Co.	Hoe	37,118.18
DPR Korea	Korea Oryun General Trading Co.	Lfp Spare Parts	32,198.25
DPR Korea	Pyongyang Friendship Import Corpora	Stretcher	31,300.00
Egypt	Al Araby Co For Trading & Manufactu	Photo Copier Toshiba 650	36,480.00
Eritrea	Zeragaber G/Hiwet Import-export	Steel Reinf(6mm 97 Berga)	83,726.36
Eritrea	Oriental General Trading	Seteta	64,708.35
Finland	Burgmann Pro Oy	Ballistic Vest Size Small	43,490.00
Finland	Burgmann Pro Oy	Ballistic Vest Size Small	43,056.00
Finland	Burgmann Pro Oy	Ballistic Vest Small	31,845.00
France	Ab Communication	Laptop Computers	214,112.08
France	Saint Freres Confection	Tarpaulin	120,061.25
France	Cls Collecte Localisation Satellite	Pspf-cl5 Inv 020374-shipment 272 Devices	54,577.56
France	Infotec Sarl	Copieur Numérique Nashuatec 2205	52,675.00
France	Ab Communication	Compaq H3870 Pocket Pc	37,491.77

**Major Equipment ordered by Agency during 2003**  
(Orders of USD 30,000 or more)

Agency/Country Procurement	Name of supplier	Description of goods (equipment)	Total Cost (USD)
<b>WFP cont.</b>			
Germany	Daimler Chrysler Ag	Mercedes Benz Actros	727,225.75
Germany	Boss-pro-tec	Tarpaulins 24mx12m	550,790.00
Germany	Daimler Chrysler Ag	5 * Atego 1828 Ak39 - 4x4	407,177.14
Germany	Daimler Chrysler Ag	3*Atego 1517 A3560 - 4x4	186,592.19
Germany	Detia Degesch Gmbh	Fumigants	93,006.89
Germany	Wimo Antennen Und Elektronik Gmbh	12.1 Meter Mast	60,870.06
Germany	Wimo Antennen Und Elektronik Gmbh	12.1 Meter Long Mast	45,660.16
Gibraltar	Toyota Gibraltar Stockholdings Ltd.	Toyota L/C 13seat Modelhzj78l-rjmrs Ltsh	930,234.73
Gibraltar	Toyota Gibraltar Stockholdings Ltd.	Toyota L/C Std - Sw - Hzj105l-gcmrs	466,869.50
Gibraltar	Toyota Gibraltar Stockholdings Ltd.	Toyota Landcruiser	413,625.25
Gibraltar	Toyota Gibraltar Stockholdings Ltd.	Toyota Landcruiser-hardtop-13 Seater	394,132.11
Gibraltar	Toyota Gibraltar Stockholdings Ltd.	Land Cruiser	365,656.88
Gibraltar	Toyota Gibraltar Stockholdings Ltd.	Toyota Land Cruiser Std Sw Hzj105l-gcmrs	274,779.57
Gibraltar	Toyota Gibraltar Stockholdings Ltd.	Toyota Lc Hzj105l-gcmrs9 (Lhd)	226,832.47
Gibraltar	Toyota Gibraltar Stockholdings Ltd.	Toyota Hiace Commuter Bus	220,874.02
Gibraltar	Toyota Gibraltar Stockholdings Ltd.	Toyota Land Cruiser - Hzj79l-tjmrs	196,058.66
Gibraltar	Toyota Gibraltar Stockholdings Ltd.	Toyota Hilux Double Cabin, 6 Seater -	189,706.65
Gibraltar	Toyota Gibraltar Stockholdings Ltd.	Toyota Land Cruiser Std Station Wagon,	170,779.05
Gibraltar	Toyota Gibraltar Stockholdings Ltd.	Toyota L/C Pick Up, Hzj79l-tjmrs	168,294.46
Gibraltar	Toyota Gibraltar Stockholdings Ltd.	Toyota Land Cruiser	166,680.80
Gibraltar	Toyota Gibraltar Stockholdings Ltd.	L/Cruiser Std S/W, 10 Seater, Hzj105l	165,203.01
Gibraltar	Toyota Gibraltar Stockholdings Ltd.	Toyota Land Cruiser Std Sw Hzj105l-gcmrs	153,498.37
Gibraltar	Toyota Gibraltar Stockholdings Ltd.	Toyota Hilux Double Cabin, 6 Seater	141,950.00
Gibraltar	Toyota Gibraltar Stockholdings Ltd.	Toyota Hilux Double Cabin, Ln166l-prmds6	118,940.51
Gibraltar	Toyota Gibraltar Stockholdings Ltd.	Toyota Landcruiser	108,270.76
Gibraltar	Toyota Gibraltar Stockholdings Ltd.	Toyota Land Cruiser Hardtop - 13 Seater	101,522.50
Gibraltar	Toyota Gibraltar Stockholdings Ltd.	Toyota Land Cruiser Std Station Wagon	99,411.92
Gibraltar	Toyota Gibraltar Stockholdings Ltd.	Toyota Land Cruiser Std Sw Hzj105l-gcmrs	98,920.99
Gibraltar	Toyota Gibraltar Stockholdings Ltd.	Toyota 4wd Lc, Sw Std 4.2 Diesel Model H	92,433.03
Gibraltar	Toyota Gibraltar Stockholdings Ltd.	Transit Safety Box	91,058.98
Gibraltar	Toyota Gibraltar Stockholdings Ltd.	Land Cruiser Prado Gx + Codan	81,786.09
Gibraltar	Toyota Gibraltar Stockholdings Ltd.	Toyota Landcruiser	80,823.46
Gibraltar	Toyota Gibraltar Stockholdings Ltd.	Toyota Hilux Double Cabine, 6 Seater	75,397.28
Gibraltar	Toyota Gibraltar Stockholdings Ltd.	Toyota Land Cruiser Hardtop	68,109.09
Gibraltar	Toyota Gibraltar Stockholdings Ltd.	Toyota Hilux Double Cabin, 6 Seater -	56,618.00
Gibraltar	Toyota Gibraltar Stockholdings Ltd.	Toyota Hilux Double Cabin 4x4 Rhd	50,062.64
Gibraltar	Toyota Gibraltar Stockholdings Ltd.	Toyota Lc	49,618.18
Gibraltar	Toyota Gibraltar Stockholdings Ltd.	Toyota Hiace Commuter Mini Bus	44,761.00
Gibraltar	Toyota Gibraltar Stockholdings Ltd.	Toyota Landcruiser Hardtop	40,331.48
Gibraltar	Toyota Gibraltar Stockholdings Ltd.	Toyota Land Cruiser Std	38,200.73
Gibraltar	Toyota Gibraltar Stockholdings Ltd.	Landcruiser Hard Top, Lhd, Hzj78l-rjmrs	35,793.49
Gibraltar	Toyota Gibraltar Stockholdings Ltd.	Vehicule Toyota Land Cruiser 4x4	32,605.56
Gibraltar	Toyota Gibraltar Stockholdings Ltd.	Manual Fpo 01-03-0001	30,803.47
Guinea	Toyota Gibraltar	04 Vehicles Pick Up Offer N°49460	130,122.19
Guinea	Totalfinaelf Guinee S.a.	Achat Carburant	54,820.51
Guinea	Sheargold Limited	Ict Equipement Quotation N°Sg/1411/03	49,800.00
Guinea	Lipco Aabou Ahmed	Achat Palettes	36,538.46
Guinea	Totalfinaelf Guinee S.a.	1ère Tranche Carburant S/B	34,883.72
Guinea	Wilson Engineering Ltd	1 Groupe Electrogene 22 Kva Option B	34,397.00
India	Modern Food Industries Ltd.	Fortification Of Icds Food-behalhof Goup	97,897.49
India	Modern Food Industries Ltd.	Fortification Icds Food Up - Cida	68,921.92
India	Modern Food Industries Ltd.	Fortifying Icds Suppl. Food For Up (Cida)	65,912.51
India	Modern Food Industries Ltd.	Fortf. Suppl. Food U.p. Icds (Cida)	62,299.68
India	Modern Food Industries Ltd.	Cost Of Fortification Of Icds Suppl.food	59,155.12
India	Modern Food Industries Ltd.	Fortf. Of Up Icds Suppl. Food (Cida) Oct	57,964.65
India	Mokul Overseas Limited (Blocked)	Tarpaulins Size 24m X 12m	50,150.00
India	Mokul Overseas Limited (Blocked)	Tarpaulins Size 24m X 12m	41,080.00
Italy	Sivet S.r.l.	Ibm Xseries 335 Server Pnp621xuk [6]	841,549.23
Italy	Emc Computer System Italia Spa	Emc Clariion Cx600	380,060.57
Italy	Officine Di Annone S.r.l.	Plastic Pallets .	305,960.00
Italy	Softway Srl	Cisco Catalyst 2950 Edge Switch 48-port	266,532.61
Italy	Sivet S.r.l.	Desktop Ibm Netvista M50	262,725.36
Italy	Ibm Italia S.p.a.	Oracle D.b. Run Time	250,547.00
Italy	Sivet S.r.l.	Desktop Ibm Netvista M50	249,197.65
Italy	Softway Srl	Pnws-c6509 Cisco Catalyst 6509 Chassis	237,665.50
Italy	Racotek	Pellicola Protettiva Scl Sr Ps11	218,579.81
Italy	Anixter Italia S.r.l.	Ror-1000-remote Outdoor Router10/100m	215,229.97
Italy	Sivet S.r.l.	Ibm Apc Smart-ups 5000 Pn37l6862	187,332.53
Italy	Ibm Italia S.p.a.	Pnd51nrl Lotus Licence, Domino	164,868.55
Italy	Sivet S.r.l.	Desktop Ibm Netvista M50	147,396.71
Italy	Knc - Kangaroo Net Company S.p.a.	Storagetek Tape Library Stk L180	145,534.44
Italy	Sivet S.r.l.	Desktop Ibm Netvista M50 (Option Pack 2)	123,406.20
Italy	Anixter Italia S.r.l.	Avaya Wireless Cable	118,806.00
Italy	Softway Srl	Router Cisco 2651xm	114,688.05
Italy	The Language Net	Esystem Licence Per 250users 1 Lang/2004	114,334.91
Italy	Tempestini Video	Apparati Video Come Da Vs. Offerta Del	110,906.18
Italy	Ayno Videoconferenze Srl	Ayno Video-conference Equipment+Licences	99,940.61
Italy	I & C Di Iacocagni E Colasanto Snc	Toner Hp 2500n- Pnc9700a-black	97,615.13
Italy	Consulenza Attiva Srl	Citrix Metaframe Xpe License 300-user	92,357.37
Italy	Publissystem 87 Snc	Struttura Espositiva Per Pannelli	87,649.26
Italy	Sivet S.r.l.	Laptop Ibm Thinkpad X-31 (Option Pack 1)	87,072.01
Italy	Herman Miller Italia S.r.l.	Scrivanica Sagomata "Sinistra"	86,304.95
Italy	Anixter Italia S.r.l.	Ror-1000 Remote Outdoor Router 10/100m	83,999.00
Italy	Sivet S.r.l.	Ibm Xseries 360 Dual Xeon Server	83,152.93
Italy	Ayno Videoconferenze Srl	Equipment For Audioconference Bridge	80,565.71
Italy	Giuseppe Tirassa S.r.l.	Booklet Maker Watkiss Mod. "Uchida 1100	77,599.76

**Major Equipment ordered by Agency during 2003**  
(Orders of USD 30,000 or more)

Agency/Country Procurement	Name of supplier	Description of goods (equipment)	Total Cost (USD)
<b>WFP cont.</b>			
Italy	Gfi Ois Spa	Nokia Pnbb2710000 Ip710 Base System	75,170.28
Italy	Bertello S.p.a.- Bertello Servizi S	Eurot 5524 P 13 Registry Rotary	73,897.14
Italy	Graphic Idea	Pspf-graphic Idea- Printing Costs	67,992.87
Italy	Sivet S.r.l.	Ibm Xseries 345 Server Pnk071xuk	64,464.38
Italy	Anixter Italia S.r.l.	Avaya Wireless Directional Antenna	63,105.00
Italy	Softway Srl	Cisco Pnpix-515e-ur-fe-bun Chassis	60,990.40
Italy	Sivet S.r.l.	Ibm Storage Area Network (San) Solution	60,570.07
Italy	I & C Di Iacocagni E Colasanto Snc	Hp Scanjet Scanner 3970	54,954.22
Italy	Officine Grandolfo S.r.l.	Renault Truck Midlum 220.18/L	53,462.86
Italy	Alfa Service Srl	Hp Laser Jet 4000/4050	53,391.71
Italy	Softway Srl	10 Gbic Ports & 2-10/100/1000baset Ports	52,333.50
Italy	Sivet S.r.l.	Laptop Ibm Thinkpad X-31 (Option Pack 1)	48,502.86
Italy	Bertello S.p.a.- Bertello Servizi S	Box Mod Tub Hanging Files	48,045.72
Italy	Sivet S.r.l.	Laptop Toshiba Tecra M1 (Option Pack 2)	46,619.72
Italy	Zadema S.r.l.	Distributore Vassoi-tovaglie E Posate	45,943.56
Italy	Ibm Italia S.p.a.	Ibm Pnd525qll Sap Connector Licence	45,777.19
Italy	Sivet S.r.l.	Ibm Netvista M42 Black Desktop Pentium	44,087.16
Italy	Sivet S.r.l.	Ide/Ata Disks For Desktop/Laptop	40,427.56
Italy	Sivet S.r.l.	Ibm Pn8572 Hard Disk 72.8gb Ssa	40,023.75
Italy	I & C Di Iacocagni E Colasanto Snc	Hp Laserjet Printer 1012	37,690.03
Italy	Sivet S.r.l.	Desktop Ibm Netvista M50	35,565.33
Italy	Alfa Service Srl	Hp Color Lj 5500 Black Print Cartridges	34,736.35
Italy	Colt Telecom Spa	Bgp For Internet Services	34,393.40
Italy	Sivet S.r.l.	Ibm Pn09n9811 Bluetooth Ultraport Module	33,850.68
Italy	Anixter Italia S.r.l.	Wireless Or-1000 Outdoor Router Kit00	33,710.00
Italy	S.i.m.a.t. Srl	Forklift Truck	33,568.65
Italy	Anixter Italia S.r.l.	Cor-1100-central Outdoor Router 10/100m	33,480.15
Italy	Sivet S.r.l.	Ibm Rack Cabinet Netbay 42 Standard	32,878.20
Italy	B&B Srl General Contractors	Elemento Bagnomaria	32,876.47
Italy	Teknocongress	Radiator Ir Alta Potenza Hln82b	32,480.48
Italy	Sivet S.r.l.	Toshiba Pnpt910e-602up-en Tecra 9100	30,594.47
Italy	Raphael Print	Printing Of Wfp Flags	30,247.58
Japan	Toyota Motor Corporation	Toyota Landcruiser Sw, Std, 4.5l Petrol	725,790.12
Japan	Toyocom Co. Ltd.	Pspf-itb N.190304b-school.monitor.device	665,000.00
Japan	Toyota Motor Corporation	Toyota Lc, St.wagon Lwb,4wd Diesel	448,926.35
Japan	Toyota Motor Corporation	Toyota Landcruiser Hzj105r-gcmrs (Rhd)	171,761.11
Japan	Toyota Tsusho Corporation	Gasket Kit,Engine O	166,253.15
Japan	Toyota Motor Corporation Africa Div	Toyota Land Cruiser	137,312.42
Japan	Toyota Motor Corporation	Toyota Lc, St. Wagon Lwb, 4wd Diesel	125,220.09
Japan	Toyota Motor Corporation	Cost Of 7 Toyota Rav4 5 Door Sw	122,463.34
Japan	Toyota Motor Corporation Africa Div	Toyota Land Cruiser	119,967.64
Japan	Toyota Motor Corporation Africa Div	Toyota L/C 4x4 S/W	113,699.57
Japan	Toyota Motor Corporation	Primary Fuel Filter	91,429.22
Japan	Toyota Motor Corporation	Toyota Land Cruisers	87,541.88
Japan	Marubeni Corporation	Yokohama Ly003 Tyers With Tube & Flap	84,800.00
Japan	Toyota Tsusho Corporation, Japan	Spare Parts For Hino Trucks Fsa	64,639.87
Japan	Yamaha Motor Co. Ltd	Motorcycles	64,592.35
Japan	Yamaha Motor Co. Ltd	Motorcycles	63,932.49
Japan	Toyota Motor Corporation Africa Div	Tubeless Tires 235/85r16, For Summer	57,875.96
Japan	Toyota Motor Corporation Africa Div	Toyota Corolla Sedan, 80281	46,554.06
Japan	Toyota Motor Corporation Africa Div	Genuine Parts And Accessories	46,271.19
Japan	Toyota Motor Corporation	Toyota Land Cruiser Prado	44,910.44
Japan	Toyota Motor Corporation	Cost Of 2 Toyota Rav4 5 Door Sw	43,234.44
Japan	Toyota Motor Corporation Africa Div	Toyota Coaster For Unhas Kabul	35,684.00
Japan	Toyota Motor Corporation Africa Div	Toyota Coaster Std	35,073.84
Japan	Toyota Motor Corporation	Double Cab 4x4 Car	30,286.66
Jordan	Btech	Dell Poweredge 2600 Server/Dual Xeon.2.4	61,824.43
Jordan	Business Technology Solutions Btec	Dell Workstation(standard)	36,002.82
Kenya	Total Kenya Ltd	Jet A1 Fuel	131,174.26
Kenya	Tirupati Kenya Ltd.	Safety/Security Window Films	102,267.58
Kenya	Rai Plywoods (Kenya) Ltd.	Wooden Stacking Pallet - Disassembled	101,985.00
Kenya	Rai Plywoods (Kenya) Ltd.	Green Marked Airdrop Bags	98,760.00
Kenya	Rai Plywoods (Kenya) Ltd.	Blue Marked Bags	98,760.00
Kenya	Rai Plywoods (Kenya) Ltd.	Red Marked Bags	98,760.00
Kenya	Toyota East Africa Ltd	Toyota L/Cruiser Stationwagon Gx	97,026.00
Kenya	Rai Plywoods (Kenya) Ltd.	Pallets	96,050.00
Kenya	Toyota East Africa Ltd	Yamaha Motorbikes	95,753.22
Kenya	Personal Computer World Ltd	Dell Computers 17"Flat Screen, 512 Ram	92,258.06
Kenya	Rai Plywoods (Kenya) Ltd.	Airdrop Pallets	92,000.00
Kenya	Rai Plywoods (Kenya) Ltd.	Airdrop Pallets	90,400.00
Kenya	Rai Plywoods (Kenya) Ltd.	Blue Marked Wfp Airdrop Bags For Elobeid	90,118.50
Kenya	Microage Limited	Office Xp Professional Software License	86,120.00
Kenya	Rai Plywoods (Kenya) Ltd.	Blue Marked Wfp Airdrop Bags	74,070.00
Kenya	Rai Plywoods (Kenya) Ltd.	Blue Marked Wfp Airdrop Bags	74,070.00
Kenya	Microalan Kenya Ltd	Dell Optiplex Gx260 Sd Computers	69,650.00
Kenya	Newedge Communications Ltd	Hf90 Wfp Package (9051/8021-2-4)	64,426.00
Kenya	Rai Plywoods (Kenya) Ltd.	Yellow Marked Wfp Airdrop Bags	61,725.00
Kenya	Africa Expeditions Ltd (Afex)	EI Bhati Camp (Kauda)	60,000.00
Kenya	Rai Plywoods (Kenya) Ltd.	Airdrop Pallets	56,500.00
Kenya	Rai Plywoods (Kenya) Ltd.	Airdrop Pallets	56,500.00
Kenya	Alldean Satellite Networks Ltd	Surveys Site	53,297.00
Kenya	Navcom Limited	Dc Power Cables (Hf90) No. Qm5002	51,040.00
Kenya	Microage Limited	Ms Office Xp Professional Win32 English	50,750.00
Kenya	Network Technics & Systems Ltd	Rewiring Of Wfp Office Here In Nairobi.	50,000.00
Kenya	Rai Plywoods (Kenya) Ltd.	Blue Marked Wfp Airdrop Bags	49,380.00
Kenya	Rai Plywoods (Kenya) Ltd.	Blue Marked Wfp Airdrop Bags	49,380.00
Kenya	Alldean Satellite Networks Ltd	Surveys Sites	48,594.12

**Major Equipment ordered by Agency during 2003**  
(Orders of USD 30,000 or more)

Agency/Country Procurement	Name of supplier	Description of goods (equipment)	Total Cost (USD)
<b>WFP cont.</b>			
Kenya	Reliance Industries Ltd.	Flat Hoes	47,351.99
Kenya	Navcom Limited	Hf-90 Manpack Radio	44,334.00
Kenya	Spartan Trading Company	Shovels	43,566.68
Kenya	Microlan Kenya Ltd	Dell Powervault Tape Library	43,225.94
Kenya	Total Kenya Ltd	Diesel	42,632.26
Kenya	Raki Commodity Ltd.	Webbings (50 M Rolls)	40,000.00
Kenya	Newedge Communicatons Ltd	Microphoe Fsg70	39,588.00
Kenya	Raki Commodity Ltd.	Webbing (50 M Rolls)	35,800.00
Kenya	Personal Computer World Ltd	Pentium 4 Computers	35,483.87
Kenya	Alexander Forbes Insurance Brokers	Insurance- Emop 55%	34,975.42
Kenya	Sight & Sound Computers Ltd	Hp Compaq Proliant Dl 380 Server	32,484.00
Kenya	Toyota East Africa Ltd	Toyota 4wd L/C Sw Std Po 4400001205	31,877.26
Kenya	Philquip Enterprises	Joint Assy Universaal Trq	31,521.54
Kenya	Kaluworks Limited	Cooking Pots (90 Liters)	31,239.30
Malawi	Metro Hardware&General Dealers	H/Duty Axes	60,777.77
Malawi	Chapita Consulting Engineers Cce	Consultancy	49,644.48
Malaysia	Dell Asia Pacific Sdn	Dell Optiplex Gx270 Small Minitower	90,792.00
Malaysia	Dell Asia Pacific Sdn	Desk Top Gx 260	60,480.00
Malaysia	Dell Asia Pacific Sdn	Dell Optiplex Gx 270 Small Mini Tower	55,872.00
Malaysia	Dell Asia Pacific Sdn	Dell Computer Gx270 Minitower	46,240.00
Malaysia	Dell Asia Pacific Sdn	Dell Optiplex Desktop Computers	43,562.00
Malaysia	Dell Asia Pacific Sdn	Dell Latitude 600	38,702.00
Malaysia	Dell Asia Pacific Sdn	Dell Laptops Lat. D600	35,225.00
Mozambique	Somotor	Cost Of 37 Motorbikes For Emop	178,877.53
Mozambique	Afritool (Pty) Lda.	Various Nfi	84,955.59
Mozambique	Afritool (Pty) Lda.	Nfi Kits	55,520.44
Namibia	Trentyre	Tyres 245/70r16 Goodyear-wrangler At/R	75,155.00
Nepal	Maccaferri (Nepal ) Limited	Gabion Boxes For Rciw Project	145,820.38
Nepal	Maccaferri (Nepal ) Limited	Supply Of Gabion Boxes In Dadeldhura Off	108,270.04
Nepal	Birat Pharma Lab	Purchase Of Humepippes	72,829.84
Nepal	Maccaferri (Nepal ) Limited	Gabion Boxes Transportation Charge	37,974.97
Netherlands	Dieselservice Holland B.v.	Trucks Daf 4440 New Thermostats Hd Fan	189,193.42
Netherlands	Santpoort Project Supplies B.v.	Generator 8kva	104,452.27
Netherlands	Ipa	Fiber Optical Cable,Outdoor,Steel Suppor	39,307.32
Netherlands	Devotra Bv	Fuel Bladders, Diesel, 2000 Litre	35,513.15
Nicaragua	Economic Commission For Latin Ameri	Transfer Of Funds To Eclac	40,790.92
Nicaragua	Auto Nica, S.a	Purchase Of Two Bateaux For Raan Transpo	37,398.00
Nicaragua	Auto Nica, S.a	Purchase Of Two Bateaux	37,366.59
Nicaragua	J.icaza	Purchase Of Computer	33,670.00
Norway	Rofi Industrier As	Ballistic Blanket Kits For	346,561.91
Norway	O.b. Wiik As	Storage Tents (Wiikhalls)	319,719.04
Norway	O.b. Wiik As	Mobile Warehouse 10x24 Wiiking li	308,807.25
Norway	O.b. Wiik As	20 * Wiikhall Each In Size 10x24 Meter	231,418.83
Norway	O.b. Wiik As	Wiikhalls Size 10x24m	200,816.44
Norway	Naps Norway Sa	Naps Solar Power Pack	196,071.10
Norway	O.b. Wiik As	Rubhalls 10 X 32 M	149,637.68
Norway	O.b. Wiik As	Cost Of Wiik Halls	140,779.99
Norway	O.b. Wiik As	Wiik Hall 10 X 32 X 3,35	138,680.56
Norway	O.b. Wiik As	Wiiking li In Size 10 X 32m	136,780.83
Norway	O.b. Wiik As	Est. Freight And Insurance	136,780.83
Norway	O.b. Wiik As	Wiik Halls , 10x24	136,739.13
Norway	O.b. Wiik As	20ft Containers	112,115.86
Norway	O.b. Wiik As	Wiik Hall 10 X 24 X 3.35 M	95,343.83
Norway	O.b. Wiik As	Freight Cif Djibouti	90,485.80
Norway	O.b. Wiik As	10 X 24 M Softwall Warehouses 500mt	76,593.10
Norway	Rofi Industrier As	Ballistic Blankets For Land Cruiser	72,700.14
Norway	Rofi Industrier As	Ballistic Blankets For Toyota Pick Up Hz	70,241.64
Norway	Fiskars Norge As	Toolkit Telecomms	68,711.50
Norway	Fiskars Norge As	Telecoms Toolkits	68,600.97
Norway	O.b. Wiik As	Transport	68,390.41
Norway	Telenor Satellite Services As	Mini-m Satphone	61,460.00
Norway	O.b. Wiik As	Wiikhalls 10*24 M	60,622.12
Norway	O.b. Wiik As	Freight Cost Fot Br Incl Insurance	56,824.61
Norway	Naps Norway Sa	220watt Naps Solar Power Pack	55,405.00
Norway	O.b. Wiik As	Wiikhalls li 10mx24m	55,330.55
Norway	O.b. Wiik As	Wiikhalls li 10mx24m	54,826.31
Norway	O.b. Wiik As	Wikhalls 24 X 10 M	53,482.89
Norway	O.b. Wiik As	Movable Warehouses	53,061.85
Norway	O.b. Wiik As	Freight, Cif Djibouti In Transit To Eth.	51,621.53
Norway	Naps Norway Sa	Complete Power Packs	49,512.00
Norway	O.b. Wiik As	1 X 20' Shippers Own Container	46,019.22
Norway	Rofi Industrier As	Ballistic Blankets Toyota Puhzj 75 Lp L	44,494.34
Norway	O.b. Wiik As	Wiik Hall 10 X 24m	43,333.33
Norway	Naps Norway Sa	Solar Kit - Complete Kit With Battery	42,124.00
Norway	Telenor Satellite Services As	Nera World Phone Portable (Pr 10016745)	41,050.00
Norway	Telenor Satellite Services As	Nera World Phone Portable (Pr 10015676)	41,050.00
Norway	Telenor Satellite Services As	Rbgan Satellite Ip Modem + Psu	38,775.00
Norway	Norwegian Trade Council	Fiskars Shovel - No. 0032	38,672.70
Norway	Fiskars Norge As	Wfp Telecom Tool Kit	34,520.99
Norway	Telenor Satellite Services As	Inmarsat Nera Mini-m Provident Antenna	32,850.00
Norway	Naps Norway Sa	Airfreight Cip Helsinki - Lusaka	30,282.00

**Major Equipment ordered by Agency during 2003**  
(Orders of USD 30,000 or more)

Agency/Country Procurement	Name of supplier	Description of goods (equipment)	Total Cost (USD)
<b>WFP cont.</b>			
O.Palestinian T	Union Motors	Toyota Hilux 2004	36,795.05
Oman	Saud Bahwan Automotive Llc	Toyota Land Cruiser Sw-gx5mt	347,731.00
Oman	Saud Bahwan Automotive Llc	Toyota Land Cruiser 'G'	254,237.28
Oman	Saud Bahwan Automotive Llc	Toyota Landcruiser 'G' Wagon	99,507.93
Oman	Saud Bahwan Automotive Llc	Toyota Land Cruiser	77,091.31
Pakistan	Poly Pack (Pvt) Ltd	Pp Bags For 50kgs	258,900.00
Pakistan	Poly Pack (Pvt) Ltd	Pp Bags Pwr 10228	231,101.91
Pakistan	Poly Pack (Pvt) Ltd	Pp Bags For 50kgs	163,800.00
Pakistan	Poly Pack (Pvt) Ltd	Pp Bags For 50kgs	122,150.00
Pakistan	Shell Pakistan Limited - Karachi	Jet A-1 Fuel	93,972.00
Pakistan	Infobridge	Microsoft Office Xp License Olp	93,000.00
Pakistan	Mehran Tanker Company	Jet A-1 Fuel	89,316.00
Pakistan	Zeb Filling Station	Fuel For Un Fleet/Trucks (Oct'03)	83,388.48
Pakistan	Shell Pakistan Limited - Karachi	Jet A-1 Fuel	82,061.75
Pakistan	Infobridge	Microsoft Office Xp Professional	78,615.80
Pakistan	Multi Engineering	Transport To Jordan	78,576.00
Pakistan	Shell Pakistan Limited - Karachi	Jet A-1 Fuel	72,660.00
Pakistan	Rafiq And Company	Heavy Duty Tyres	68,218.89
Pakistan	Mehran Tanker Company	Jet A-1 Fuel	65,495.00
Pakistan	Multi Engineering	150ft Triangular Towers	64,494.00
Pakistan	Poly Pack (Pvt) Ltd	Pp Bags For 50kgs	62,850.00
Pakistan	Poly Pack (Pvt) Ltd	Pp Bags For 50kgs	62,850.00
Pakistan	Shell Pakistan Limited - Karachi	Fuel For Unhas Aircraft	62,011.00
Pakistan	Dewan Farooque Motors Limited	Hyundai Shahzore Mini Truck	57,451.67
Pakistan	Mehran Tanker Company	Jet A-1 Fuel	56,840.00
Pakistan	Shell Pakistan Limited - Karachi	Jet A1 Fuel	55,806.00
Pakistan	Mehran Tanker Company	Jet A-1 Fuel	55,520.00
Pakistan	Mehran Tanker Company	Jet A1 Fuel	50,823.98
Pakistan	Pakistan State Oil Co., Limited	Jet A-1 Fuel	43,857.73
Pakistan	Mehran Tanker Company	Jet A-1 Fuel	42,960.00
Pakistan	Mehran Tanker Company	Bill/20/2002	41,640.00
Pakistan	Mehran Tanker Company	Jet A1 Fuel	41,640.00
Pakistan	Mehran Tanker Company	Jet A-1 Fuel	41,640.00
Pakistan	Mehran Tanker Company	Jet A-1 Fuel	41,640.00
Pakistan	Mehran Tanker Company	Jet A-1 Fuel	41,640.00
Pakistan	Zeb Filling Station	Fuel For Un Fleet/Trucks (Sep'03)	39,108.20
Pakistan	Mehran Tanker Company	Jet A-1 Fuel	38,200.00
Pakistan	Pakistan State Oil Co., Limited	Jet A-1 Fuel	34,200.00
Pakistan	Pakistan State Oil Co., Limited	Jet A-1 Fuel	34,109.89
Pakistan	Pakistan State Oil Co., Limited	Jet A-1 Fuel	32,418.91
Pakistan	Faran Processing Industries (Pvt) Lt	Tarpaulin Cotton Size 36x24m	32,159.76
Pakistan	Pakistan State Oil Co., Limited	Fuel Payment	32,070.45
Panama	Constructora Rogers, S.a	Refurbishment Of Wfp Premises In Panama	111,851.25
Panama	Constructora Rogers, S.a	Refurbishment Of Wfp Premises In Pan.	68,951.71
Saudi Arabia	Jubail Pearl Trading Services	Detergent Powder Ddu Dohuk	4,381,600.00
Saudi Arabia	Jubail Pearl Trading Services	Detergent Powder Ddu Babel	3,988,000.00
Saudi Arabia	Al-fozan Wood Industries Co. Ltd.	Wood For Pallet (2.5cm*10cm*100cm)	79,005.35
Senegal	Societe Africaine De Bois	Traitement Bois Avec Xylophene	67,513.19
Senegal	Societe Africaine De Bois	Palettes En Bois	67,359.21
Senegal	Bull Senegal	Micro Ordinateurs Nec Powermate V14	32,304.88
South Africa	Regis Trading Int. (Pty) Ltd.	Mamba 4x2, Fully Remanufactured Armoured	971,757.00
South Africa	Dhc Wovens	50kg Bags	183,103.88
South Africa	Prisma Comms	Ericsson Bp 250's	143,563.09
South Africa	Deicon	Good Year G188 Un Steel Belted Tyres	139,152.63
South Africa	Wang On Fribres (Pty) Ltd.	Bags, Lobito Milling Project	123,000.00
South Africa	Wang On Fribres (Pty) Ltd.	50kg Polypropylene Bags, Size 62 X 98cm	115,435.16
South Africa	Sterling Export Corporation	Printers	76,757.62
South Africa	Deicon	Tyres G188	72,779.99
South Africa	D12 Interiors	Reception Counter	72,648.12
South Africa	Plessey (Pty)Ltd	3.8 Metre Fixed Antenna	70,233.00
South Africa	Plessey (Pty)Ltd	Flex Wave Guide Wr137-3ft Or Similar1	70,207.00
South Africa	Plessey (Pty)Ltd	C-band Transceiver	62,774.00
South Africa	Matsema	Desktop Computers	62,177.43
South Africa	Minuteman Press	Waybill Books	60,557.88
South Africa	Dimension Data -	Ericsson Md110 Communication System	56,205.14
South Africa	Ambassador Duty Free	Laptop Computers	53,640.00
South Africa	Dhc Wovens	50kg Bags	52,315.39
South Africa	Kwikspace Holdings	Singlewide Office Units-partitioned	47,577.83
South Africa	Deicon	Personal Computers	47,338.64
South Africa	Pioneer Tracking	Bags	44,199.56
South Africa	Sterling Export Corporation	Laptop Computers	41,964.63
South Africa	Digital Knowledge	Dell Desktop Pc	40,616.50
South Africa	Speed Space	Modular Prefab - 4 Room	40,223.74
South Africa	Premier Foods Ltd	Polypropylene Bags	39,988.38
South Africa	Sterling Export Corporation	15 Computers Dell Gx 270	38,860.00
South Africa	Griffin Exports	Various Nfi	38,055.54
South Africa	Deicon	Good Year G188 Un Steel Belted Tyres	37,526.89
South Africa	Nicholson	Envelopes	37,025.75
South Africa	Daeta International	Mecer Personal Desktop Computers	32,606.35
South Africa	Prisma Comms	Md 110 Spares-analogue Truck Card (Tlu75	32,380.40
South Africa	Dimension Data - Rivonia	Ericsson Md110 (Upgrading To Bc11)	30,757.22
Sudan	Alabass For Electronics	Electric Wire 7/63	59,329.79
Sudan	Southern Sudan Commercial Enterpris	Cost Of Juba Sub-office Extension & Gues	46,920.48



**Major Equipment ordered by Agency during 2003**  
(Orders of USD 30,000 or more)

Agency/Country Procurement	Name of supplier	Description of goods (equipment)	Total Cost (USD)
<b>WFP cont.</b>			
Swaziland	Afritool (Pty) Ltd	50kg Bags	129,105.32
Swaziland	Leites Motors	Toyota Lend Cruiser 4.2 Diesel 8 Seater	56,880.18
Swaziland	Leites Motors	Toyota Hilux Pickup	55,717.82
Swaziland	Leites Motors	Toyota Hilux Pickup 2.7i Double Cab	31,012.92
Sweden	Volvo Car Corporation Ab.	Volvo S80 4 Doors Year 2004	32,850.36
Syria	Al Sham	Toilet Soap	3,154,788.00
Tajikstan	German Agro Action	Wheat Seeds	88,000.00
Tajikstan	Fine Commerce	Petrol A-76	32,762.71
Tajikstan	Fine Commerce	Diesel L-62	32,224.03
Tanzania	Super Doll Trailer Manufacturer Co.	Tyres 195/70R14 91h Certis TI	47,404.20
Tanzania	Rentokil Initial Tanzania Limited	Phostoxin Tablets	38,208.14
Tanzania	Gapoil Tanzania Limited	Fuel Diesel Duty Paid	34,944.41
Tanzania	Engen Petroleum (T) Limited	Gasoil - Ngara	32,931.21
Turkey	Ersin Cadircilik	Tarpaulin	348,864.00
Turkey	Atel Telekomunikasyon	Ngt Codan Sr Desktop Base Radio	75,684.00
Turkey	Pid Corporation	Security Lights	68,132.00
Turkey	Seta	Razor Wire, 45cm Diameter	45,643.00
Turkey	Dogan-mahmut Narin Dis Ticaret As	Pp Bags For 50kgs	40,000.00
Turkey	Dogan-mahmut Narin Dis Ticaret As	Pp Bags For 50kgs	40,000.00
Turkey	Dogan-mahmut Narin Dis Ticaret As	Pp Bags For 50kgs	40,000.00
Turkey	Dogan-mahmut Narin Dis Ticaret As	Pp Bags For 50kgs	40,000.00
Turkey	Dogan-mahmut Narin Dis Ticaret As	Pp Bags For 50kgs	40,000.00
U.A.E.	Truebell Mark.&Trading Plc (Blocked)	Toyota Land Cruiser Station Wagon Std	780,607.60
U.A.E.	Truebell Marketing & Trading L.I.c.	Toyota Land Cruiser	742,400.00
U.A.E.	Mideast Data System	Liebert-ups Gxt6000t-230v,6kva	547,093.65
U.A.E.	Smb Computers L.I.c.	Laptop Computer	434,819.58
U.A.E.	Bin Tamim Packaging Trdg	Plastic Pallet Model # Nlp-1210	427,500.00
U.A.E.	Emirates Computers	Desktop Computer	372,672.50
U.A.E.	Fg Wilson (Engineering) Ltd	Generators P100 (P110e)	353,232.00
U.A.E.	Fg Wilson (Engineering) Ltd	Generator - 230kva	331,061.00
U.A.E.	Fg Wilson (Engineering) Ltd	Fg Wilson L17.5 Generator	323,681.00
U.A.E.	Emirates Computers	Poweredge 2650, Dual Intel Xeon	272,528.96
U.A.E.	Mideast Data System	Power Stabiliser Watford 25kva	269,950.83
U.A.E.	Arabian Technology & Communication	Buisnes Phone 128i With Dect 8 Sets	260,676.25
U.A.E.	Arabian Technology & Communication	Business Phone 128i	260,676.25
U.A.E.	Mohamed Abdulrahman Al-bahar	Fork Lifts	242,620.00
U.A.E.	Emirates Computers	Desktop Computer	229,191.36
U.A.E.	Fg Wilson (Engineering) Ltd	Generators Model Xp110e	219,814.00
U.A.E.	Fg Wilson (Engineering) Ltd	Generator - 17.5kva	210,420.00
U.A.E.	Jubaili Bros. L.I.c.	800kva Generators - Diesel	172,950.00
U.A.E.	Al Futtaim Motors	Toyota Sedan	164,024.06
U.A.E.	Emirates Computers	Dell Dimension 4550. Pentium 4 Processor	161,643.47
U.A.E.	Electromec Co.(I.I.c.)	Earth Stake 16mm X 1200mm Bonded	157,859.87
U.A.E.	Emirates Computers	Mail Server	146,556.22
U.A.E.	Mac International Fze	Gsm Vehicles	146,103.00
U.A.E.	Arabian Technology & Communication	Ericsson Business Phone 128i(pr10015680)	99,878.00
U.A.E.	Mast Global Trading (L.I.c.)	Pp Bags For 20k Wht	98,000.00
U.A.E.	Smb Computers L.I.c.	Laptop Computers	95,164.91
U.A.E.	Jubaili Bros. L.I.c.	500 Kva Generator - Diesel	94,750.00
U.A.E.	Wafa Technical Systems Services	Star Trio Satellite	94,650.00
U.A.E.	Fg Wilson (Engineering) Ltd	Power Generator	91,271.00
U.A.E.	Fg Wilson (Engineering) Ltd	200 Kva Gensets For Loki	90,120.16
U.A.E.	Emirates Computers	Laptop Computers	88,572.99
U.A.E.	Wafa Technical Systems Services	Platinum /Premium Service	80,800.00
U.A.E.	Al Rostamani Communications Llc	Cable Utp Cat 5 Lan (M)	74,356.20
U.A.E.	Jacky's Electronics (Blocked)	Scanner, Cannon Lide50	67,319.00
U.A.E.	Electromec Co.(I.I.c.)	100kva Generators Accessories	66,174.42
U.A.E.	Tradex Middle East Fze	Bladder Tank Shade Covers 9x9m	65,344.45
U.A.E.	Wafa Technical Systems Services	Vsat-platinum/Premium	65,340.00
U.A.E.	Mideast Data System	Watford A.c Voltage Stabilizer, 5kva	63,934.43
U.A.E.	Electromec Co.(I.I.c.)	50mm 4core Xlpe Swa	59,685.07
U.A.E.	Fg Wilson (Engineering) Ltd	Roadtrailer For L17.5 FgWilson Generator	58,000.00
U.A.E.	Jacky's Electronics Llc	Laserjet Printers	56,087.00
U.A.E.	Mgt Group	Dell Poweredge 2600 Server	55,674.00
U.A.E.	Fg Wilson (Engineering) Ltd	Generator 160kva With Soundproof	53,612.00
U.A.E.	Link Middle East Ltd.	Galvanized Concertina Barbed Tape	51,675.00
U.A.E.	Al Futtaim Motors	Toyota Hilux Pick Up 2.7 L 4x4	51,667.58
U.A.E.	Smb Computers L.I.c.	3com Superstack 3 Baseline 10/100/1000 S	46,951.88
U.A.E.	Al Rostamani Communications Llc	Ibm 48 Port Advanced Patch Panel	45,601.44
U.A.E.	Opentec Systems	Desktop Dell 2.4gh	43,404.87
U.A.E.	Emirates Computers	Desktop Computers	42,646.25
U.A.E.	Electromec Co.(I.I.c.)	Electrical Cabling And Connections Large	41,762.41
U.A.E.	Mgt- Maitha General Trading	Network Printer B&W	41,318.80
U.A.E.	Electromec Co.(I.I.c.)	Small Office Electr.	39,476.49
U.A.E.	Electromec Co.(I.I.c.)	Main Electrical Distribution Switchboard	39,365.77
U.A.E.	Arabian Technology & Communication	Gsm-pabx Adaptors Nokia 22	38,160.00
U.A.E.	Fg Wilson (Engineering) Ltd	12.5 Kva Generator	37,673.87
U.A.E.	Fg Wilson (Engineering) Ltd	Generators	37,667.86
U.A.E.	Smb Computers L.I.c.	Hp 4200n Laserjet Network Printer	37,397.48
U.A.E.	Truebell Marketing & Trading	Canon Bc-20 Fax Cartridge	34,692.98
U.A.E.	Wafa Technical Systems Services	Star Trio Satellite System	34,550.00

**Major Equipment ordered by Agency during 2003**  
(Orders of USD 30,000 or more)

Agency/Country Procurement	Name of supplier	Description of goods (equipment)	Total Cost (USD)
<b>WFP cont.</b>			
U.A.E.	Al Futtaim Electronics	Desktop Copier	34,025.31
U.A.E.	Newlong Fze	Sewing Thread	32,600.00
U.A.E.	Tradex Middle East Fze	Fuel Tanks (5000ltr) For Generators	31,369.60
U.A.E.	Smb Computers L.I.c.	Fujitsu Laptops	30,852.93
Uganda	Magric (U) Ltd.	Tarpaulins (Heavy - 24m X 10m)-tz	170,500.00
Uganda	The Crocodile Tool Co. (U) Ltd.	Laser Panga Machets	88,948.04
Uganda	Smca (U) Ltd (Blocked)	Aluminium Cooking Pots With Handles And	73,153.20
Uganda	Shumuk Enterprises Ltd.	Cooking Pots-150 Litre Capacity	66,250.00
Uganda	Shumuk Enterprises Ltd.	Cooking Pots Of 150 L	57,450.00
Uganda	Caltex Oil (U) Ltd.	Jeta1 Fuel	55,388.04
Uganda	Poly Fibre (U) Ltd.	Water Tanks (5000lts) Plus Gutter,Pipes,	53,986.29
Uganda	Agman Era Ltd.	Dell Optiplex Gx270 Small Desktop	52,560.00
Uganda	Motorcare - Kampala	Nissan Hardbody Pick-up	50,876.00
Uganda	Agman Era Ltd.	Dell Rack	43,980.00
Uganda	Mtn Uganda Ltd.	Internet Bandwidth (256kb In And Out)	42,300.00
Uganda	Agman Era Ltd.	Gx260 Desktop (Karamoja)	33,600.00
United Kingdom	Insys Limited	Office Room - Insys Part Number 20398	782,055.99
United Kingdom	Mabey & Johnson Ltd.	Bailey Bridgespan(39.6m)	726,800.00
United Kingdom	Insys Limited	Office Room - Insys Part Number 20398	684,022.95
United Kingdom	Bcb International Ltd	Fork Lifts	503,800.00
United Kingdom	Insys Limited	Office Room - Insys Part Number 20398	456,178.26
United Kingdom	Hyster Europe Limited	Forklift Truck, Hyster Brand	353,977.12
United Kingdom	Watford Control Instruments Ltd	A.c. Voltage Stabilisers - 5kva	322,656.05
United Kingdom	Sheargold Specialist Procur. & Sour	Nylon String, White Color	184,480.00
United Kingdom	Portpack Uk Limited	Containerised Mobile Bagging Machine	176,873.00
United Kingdom	Sheargold Specialist Procur. & Sour	Pick Axe	122,450.00
United Kingdom	F.g. Wilson (Engineering) Ltd.	Generator, 45 Kva Wilson Standard Kit	117,599.00
United Kingdom	Watford Control Instruments Ltd(blo	Ac Voltage Stabilizers	106,770.13
United Kingdom	Insys Limited	Living Room Part No 20339	103,727.18
United Kingdom	Insys Limited	Ubkkip/Fs Partition With Internal Door B	96,723.38
United Kingdom	Land Rover & Ford	Land Rover (Uk) Freelander Sw Td4	93,709.80
United Kingdom	Th Withe Installation Ltd	Maize Meal Project In Lobito	83,141.67
United Kingdom	Sheargold Limited	Fumigation Sheets. Dimension 17mx17m	79,271.70
United Kingdom	Insys Limited	Toilet/Shower	79,122.18
United Kingdom	Insys Limited	Office Room Pre-fab	75,764.27
United Kingdom	Insys Limited	20398 Office Accomodation	62,368.14
United Kingdom	Watford Control Instruments Ltd	3 Phase Power Stabiliser	61,940.00
United Kingdom	Sheargold Specialist Procur. & Sour	Desk Top Computers	59,022.00
United Kingdom	Sheargold Specialist Procur. & Sour	Dell Precision Tm Workstation 450 Desкто	56,450.82
United Kingdom	Sheargold Limited	Weighing Scales-avery-platform-tz	53,755.00
United Kingdom	Ips Europe Ltd	Dell Optiplex Gx260	51,010.00
United Kingdom	Sheargold Specialist Procur. & Sour	Desktop Computers	50,746.28
United Kingdom	Percussion Software Ltd.	Percussion Software+Licences	44,013.26
United Kingdom	Watford Control Instruments Ltd(blo	Stabilizer 5 Kva	42,659.01
United Kingdom	Sheargold Limited	Hp Laserjet 1300 (Q1334a)	41,840.00
United Kingdom	Sheargold Specialist Procur. & Sour	Dell Poweredge Rack 2410	40,311.47
United Kingdom	Sheargold Specialist Procur. & Sour	Printers	40,272.57
United Kingdom	Stellent Limited	Stellent Wcms + Support	35,000.00
United Kingdom	Portpack Uk Limited	Bobbin Of Twine/ Thread(2.5kg)	33,260.00
United Kingdom	Sheargold Specialist Procur. & Sour	Dell Precision Tm W/Station 450 Desktop	32,483.86
United Kingdom	Sheargold Specialist Procur. & Sour	Desk Top Computers	31,020.63
United Kingdom	Sheargold Limited	Dell Optiplex Sx 270 Intel Pentium 4	30,900.05
United Kingdom	F.g. Wilson (Engineering) Ltd.	P160 Genset At 160 Kva	30,402.78
USA	Atl	#105745-s Heavy-duty Petro-flex Tank	1,181,625.36
USA	Dell World Trade L.p.	Purchasing Of Data Equipment	92,686.70
USA	American Ingredients Company	Micronutrient Premix Type 67b	81,655.50
USA	Management Systems International	Rbm Orientation Guidebook Msi	78,776.00
USA	Gwi Software Inc.	Gwi Server Licence (0-999 Users)	69,100.00
USA	Gwi Software Inc.	C.support Professional	61,200.00
USA	Planson International Co.	Cisco Aironet 350 Pci Lan Adapter	56,255.00
USA	Quettawala Inc.	Dell Desktop Computer	47,553.00
USA	Quettawala Inc.	Dell Optiplex Gx270 Sd With 17"Flat Pane	45,512.00
USA	Stampede Technologies Inc	Licenses Of Turbo Gold Server	43,254.00
USA	Aventail Corporation	Aventail Pn1520-conod 50-users Vpn	41,820.00
USA	Planson International Co.	Fujitsu Lifebook S6220 And Accessories	40,395.00
USA	Avid Technolgy, Inc	Media Composer System With Adrenaline Dn	37,813.00
USA	Planson International Co.	Ultralight Portable Laptop	37,565.00
USA	Planson International Co.	Control Boards	35,975.00
USA	Aventail Corporation	Aventail Pn1520-conod-fo Vpn Appliance	35,658.00
USA	Atl	Underwing Fuel Coupler	32,867.00
Zambia	Toyota Zambia Limited	Toyota Hilux Double Cabin For Wcs 4x4 W	113,535.00
Zambia	Toyota Zambia Limited	Toyota Landcruiser	92,301.00
Zambia	Honda Zambia Ltd	Motorcycles	45,500.00
Zimbabwe	Rockhard Engineering	Security Lift Arm	55,260.00
<b>WMO</b>			
Finland	Vaisala Oyj	Radiosondes	643.56
France	Corobor Systèmes	ISCS Workstations	375.91
France	Météo France International	RETIM 2000 Receiver	167.09
France	Météo France International	RETIM 2000 and PCs equipment	102.27
France	Météo France International	RETIM 2000 Receiver	81.40
France	Météo France International	Automatic Message Switching System	78.74
France	Météo France International	Transmet Message Switching System	61.70

**Major Equipment ordered by Agency during 2003**  
(Orders of USD 30,000 or more)

Agency/Country Procurement	Name of supplier	Description of goods (equipment)	Total Cost (USD)
<b>WMO cont.</b>			
Germany	Adolf Thies GmbH & Co. Kg	Meteorological Instruments	288.18
Germany	Ibl Software Engineering	Software system to visualize meteorological data	105.45
Japan	Toyota Motor Corp.	Hi Lux Pick-up Double Cap	38.19
Japan	Toyota Motor Corp.	Coaster bus 30 seats	35.17
Malaysia	Alam Sekitar Malaysia Sdn Bhd	Beta Absorption Instruments	89.88
Mexico	Dell Computer	Server	35.54
Netherlands	Santpoort Project Supplies	Data processing equipment	48.32
USA	Sutron Corporation	Automatic Weather Stations	734.31
USA	Proton Energy Systems	Hydrogen Generators	376.90
USA	Silicon Graphics Inc.	Computer systems	224.00
USA	Environmental Systems Research Institute Inc.	Software	110.08
USA	Sutron Corporation	Automatic Weather Stations	71.96

**Major Subcontracts placed by Agency during 2003**  
(Contracts of USD 30,000 or more)

Agency/Country Procurement	Name of supplier	Description of goods (equipment)	Total Cost (USD)
<b>ECLAC</b>			
Chile	R.v.c. Ingenieria Y Construccion S.a.	Construction Work And Site Management	1,118,251.21
Chile	Cdr Mantenimiento Integral	Cleaning Services	129,000.00
Chile	Dimacofi S.a.	Office And Computer Repair Services	68,400.00
Chile	Sonda S.a.	Pc Hardware Maintenance And Support	57,886.52
Chile	Logica S.a.	Pc Hardware Maintenance And Support	39,315.07
Chile	Dos G Arquitectura Ltda	Architectural Design	38,000.00
Chile	G Red Reingenieria Ltda.	Pc Hardware Maintenance And Support	36,992.00
Chile	Maria Jesus Irene Quijada Beraud	Tradesman's Services	33,500.00
Chile	Serv. De Correspondencia Envía Ltda	Postal And Delivery Services	32,200.00
Trinidad & Tobago	Maritime (Caribbean) Limited	Leasing Or Rental Services	174,693.27
USA	Xerox De Chile S.a.	Printing And Bookbinding	112,000.00
USA	Equant Chile S.a.	Pc Hardware Maintenance And Support	40,000.00
<b>ESCAP</b>			
Indonesia	Institut Bisnis Dan Ekonomi Kerakyatan	Through Public-private Partnership	46,000.00
Singapore	Singapore Pte. Ltd.	International Trade & Industry	130,000.00
Thailand	W. And Associates Consultants Co., Ltd.	Contracts, Building Maintenance	53,021.26
Thailand	Rmj (Thailand) Ltd.	Architectural & Engineering Service	43,335.03
<b>ESCWA</b>			
Egypt	Armashield Egypt	Blast Proof Films	61,717.00
Egypt	Armashield Egypt	Blast Proof Films	38,788.00
Lebanon	Solidere	Operation And Maintenance Serv.	205,731.00
Lebanon	Assiyanan Sarl	Cleaning & Gardening Services	68,425.00
Lebanon	T.a. Group Sarl	Construction Services	52,116.86
Lebanon	Assiyanan Sarl	Cleaning & Gardening Services	49,079.22
Lebanon	Headhunter Sarl	Office Support Services	36,087.33
Lebanon	Solidere	Operation And Maintenance Serv.	35,057.00
Lebanon	Inconet- Data Management	Internet Services	32,756.94
Lebanon	Solidere	Operation And Maintenance Serv.	31,128.00
<b>FAO</b>			
Afghanistan	Afghan Friends Mercy Organization	Contract No. Tf/Afg/Cpa 145626-2003/Faafg - Construction De La Ct	94,540.40
Afghanistan	Foshang Construction Corporation	Contract No. Gf/Afg/Cpa 128784-2003/Ocd - Rehabilitation Of The F	89,000.00
Afghanistan	Samar Construction Company	Contract No. Tf/Afg/Cpa 144662-2003/Faafg - Renovation Of Maah/F	81,764.50
Afghanistan	Foshang Construction Corporation	Contract No. Gf/Afg/Cpa 128784-2003/Ocd - Rehabilitation Of The F	66,469.00
Afghanistan	Afca	Contract No. Tf/Afg/Cpa 144173-2003/Faafg - Renovation Of Maah C	45,780.00
Afghanistan	Sharifi Reconstruction Agency (Sra)	Contract No. Tf/Afg/Cpa 142479-2003/Faafg - Renovation Of Maah/F	39,927.65
Afghanistan	National Orient Organization Of Reconstruct	Contract No. Tf/Afg/Cpa 141648-2003/Faafg - Renovation Of Maah E	37,500.00
Afghanistan	Atlantic Construction Company (A.c.c.)	Contract No. Tf/Afg/Cpa 144115-2003/Faafg- Renovation Of Maah/F	36,209.30
Austria	International Atomic Energy Agency laea	Age's Unliquidated Obligations For 2003 (End Biennium Accruals 20)	272,850.00
Belgium	Sita (Office In France)	Gf/Hqr/Cpa 91564-2000/Afit Global Telecomms Service (Voice/Data	1,000,000.00
Belgium	Sita (Office In France)	Amd. Gf/Hqr/Cpa 91564-2000/Afit - Global Telecomms Service (Voice/	255,000.00
Belgium	Hewitt Associates	Am. 1 Gf/Hqr/Cpa 111525-2002/Affc - Actuarial Review Of After Serv	88,200.00
Burundi	Cerda-burundi	Bdi/02/006 - Protocole Daccord (Bujumbura/Burundi)	42,353.00
Canada	Spatial Knowledge Engineering Inc	Contract No. Tf/Lib/Cpa 126522-2003/Sdrm - Development Of The Le	200,000.00
Congo	Soccoge Sprl	Contract No. Tf/Drc/Cpa 144939-2003/Tceo - Travaux Routiers : Ro	41,653.00
Congo, The Democra	Societe Ituri	Contract No. Tf/Drc/Cpa 145982-2003/Tceo - Travaux De Réhabilitat	82,385.00
Congo, The Democra	Etp	Contract No. Tf/Drc/Cpa 144967-2003/Tceo - Travaux Routiers : Ro	31,001.17
Egypt	Geoscience Research Center	Contract No. Tf/Lib/Cpa 132801-2003/Rner - Extraction Of Topograp	235,050.00
Egypt	Environmental And Remote Sensing Services C	Tcp/Irq/0167 - Contract With Erss To Prepare A Landcover Map For	59,910.00
Eritrea	Dahlak Construction Plc	Tf/Eri/Cpa 120944-2002/Freri - Construction Of A Soils Laboratory At	340,849.23
Finland	Ekokem Oy Ab	Contract No. Tf/Eth/Cap 89711-2000/Agpp - Clean-up Pesticide Stoc	765,554.00
Finland	Ekokem Oy Ab	Contract No. Tf/Eth/Cpa 89711-2000/Agpp - Fourth Instalment	606,406.21
Italy	Puli-coop Scarl	Amd. Gf/Hqr/Cpa 84878-2000/Afsi - Regular Cleaning Services	782,881.00
Italy	Ocs Italia Srl	Contract No. Gf/Hqr/Cpa 129809-2003/Afsi - Handling Of The Organ	698,174.01
Italy	Higienia Srl	Amd. Gf/Hqr/Cpa 84879-2000/Afsi - Regular Cleaning Services	647,181.63
Italy	Vodafone Omnitel N.v.	Amd. Gf/Hqr/Cpa 120914-2002/Afic - Mobile Telephony Services	439,350.00
Italy	Hewlett Packard Italiana Spa	Gf/Hqr/Cpa 79074-2000/Afit - Hp Hardware Maintenance/Software R	331,313.50
Italy	Xerox Noleggi Spa	Contract No. Gf/Hqr/Cpa 108566/2001/Gicm Installation And Renting	326,909.58
Italy	Puli-coop Scarl	Amd. Gf/Hqr/Cpa 84878-2000/Afsi - Portering Services Afsi	260,960.33
Italy	Harpa Italia Srl	Amd. No. 4 Gf/Hqr/Cpa 102892-2001/Afit - Acquisition Of Additional I	254,463.96

**Major Subcontracts placed by Agency during 2003**  
(Contracts of USD 30,000 or more)

Agency/Country Procurement	Name of supplier	Description of goods (equipment)	Total Cost (USD)
<b>FAO cont.</b>			
Italy	Rinaldi Rinaldo Srl	Amd. Gf/Hqr/Cpa 114930-2002/Afsi Concession For The Removal O	241,492.86
Italy	Ibm Italia Spa	Amd. 3 Gf/Hqr/Cpa 88704-2000/Afit Lease Of Ibm Software	228,211.60
Italy	Siram Spa	Amd. Gf/Hqr/Cpa 124403-2002/Afsi - Running And Maintenance Of /	226,652.91
Italy	Colt Telecom Spa	Gf/Hqr/Cpa 123205-2002/Afit Long Distance Telephone Calls - Least	223,896.66
Italy	Puli-coop Scarl	Contract No. Gf/Hqr/Cpa 139655-2003/Afsi - Cleaning, Portering, Ga	200,973.87
Italy	Puli-coop Scarl	Amd. Gf/Hqr/Cpa 84878-2000/Afsi - Portering Services	193,340.49
Italy	Puli-coop Scarl	Amd. Gf/Hqr/Cpa 84878-2000/Afsi - Portering Services To Archives	193,340.49
Italy	Siram Spa	Gf/Hqr/Cpa 124403-2002/Afsi Running And Maintenance Of Air Conc	190,215.90
Italy	Xerox Noleggi Spa	Amd. Gf/Hqr/Cpa 84740-2000/Afsi Rental Of Photocopying Machines	174,857.14
Italy	Enterprise Digital Architects Spa	Amd. Gf/Hqr/Cpa 81759-2000/Afit Supply, Installation And Maintenar	160,590.30
Italy	Dhl International Srl	And. Gf/Hqr/Cpa 64655-1999/Afsi International Courier Service	150,699.68
Italy	Puli-coop Scarl	Contract No. Gf/Hqr/Cpa 84878-2000/Afsi Portering Services	148,232.61
Italy	Ecobyte Technology Srl	Gf/Hqr/Cpa 142863-2003/Afic - Symantec Elite Program - Antivirus &	131,392.55
Italy	Rinaldi Rinaldo Srl	Contract No. Gf/Hqr/Cpa 141955-2003/Afsi - International Courier An	130,641.33
Italy	Softlab Spa	Wo. No 3 Gf/Hqr/Cpa 121902-2002/Afit Assistance In The Developm	129,669.26
Italy	Mci Worldcom Spa	Amd. 2 - Gf/Hqr/Cpa 97725-2001/Afit - Fao Internet Connectivity Ser	127,068.00
Italy	Wind Telecomunicazioni Spa	Amd. Gf/Hqr/Cpa 117288-2002/Afic Long Distance Telephone Calls .	122,712.59
Italy	Puli-coop Scarl	Amd. Gf/Hqr/Cpa 84878-2000/Afsi Portering Services To Archives	114,025.09
Italy	Softlab Spa	Wo 02/03/04 Gf/Hqr/Cpa 84142-2000/Afis Systems Development As	113,409.69
Italy	Rinaldi Rinaldo Srl	Amd. Gf/Hqr/Cpa 67407-1999/Afsi Storage Of Publications And Mate	109,769.48
Italy	Dhl International Srl	Contract No. Gf/Hqr/Cpa 141956-2003/Afsi - International Courier An	106,888.36
Italy	Xerox Spa	Amd Gf/Hqr/Cpa 84987-2000/Gicm Rental Of Duplicating System	105,048.00
Italy	Microsoft Srl	Gf/Hqr/Cpa 133567-2003/Afit - Migration To Windows 2000 Active Di	104,817.10
Italy	Puli-coop Scarl	Amd. Gf/Hqr/Cpa 84878-2000/Afsi Portering Services Afsi	102,622.58
Italy	Datamax Spa	Wo 3/2003 - Gf/Hqr/Cpa 121910-2002/Afit - Lan/Wan Assistance In 1	102,464.79
Italy	Softlab Spa	Wo 17/18/19/2003 Gf/Hqr/Cpa 84142-2000/Afis Systems Developme	100,111.74
Italy	Sas Institute Srl	Amd.17 - Contract No. Gf/Hqr/Cpa 89470-2000/Afit - Rental, Mainten	99,832.99
Italy	Distributex Srl	Amd. Gf/Hqr/Cpa 117868-2002/Afsi - Regeneration Of Empty Toner	96,670.25
Italy	Kone Spa	Contract No. Gf/Hqr/Cpa 127805-2003/Afsi - Maintenance Of Lifts	95,634.24
Italy	Ibm Italia Spa	Amd. 2 Gf/Hqr/Cpa 81832-2000/Afit Maintenance Of Ibm Equipment	93,195.27
Italy	Mitsa Srl	Amd. Gf/Hqr/Cpa 93668-2001/Afsi Water Treatment Heating/Cooling	92,148.57
Italy	Harpa Italia Srl	Amd. 3 Gf/Hqr/Cpa 102892-2001/Afit - Acquisition Of Additional Hp E	90,256.48
Italy	Mci Worldcom Spa	Amd. Gf/Hqr/Cpa 81323-2000/Afit Long Distance Telephone Calls - L	90,000.00
Italy	Edisco Srl	Wo 003 Gf/Hqr/Cpa 121904-2002/Afit Assistance In The Developme	87,926.96
Italy	Colt Telecom Spa	Amd. 2 - Gf/Hqr/Cpa 97725-2001/Afit - Fao Internet Connectivity Ser	84,000.00
Italy	Sinter & Net Spa	Wo 01/03 Gf/Hqr/Cpa 84140-2000/Afis Systems Development Assist	84,000.00
Italy	Vodafone Omnitel N.v.	Amd. Gf/Hqr/Cpa 120914-2002 /Afic Mobile Telephony Services	80,992.47
Italy	Vodafone Omnitel N.v.	Amd. Gf/Hqr/Cpa 120914-2002/Afic - Mobile Telephony Services	75,455.42
Italy	Mitsa Srl	Amd. Gf/Hqr/Cpa 93668-2001/Afsi - Water Treatment Of Heating/Co	75,187.97
Italy	Societa Italiana Brevetti Spa	Gf/Hqr/Cpa 141232-2003/Agpp - Registration Of The Ippc Logo In C	73,812.35
Italy	Microsoft Srl	Gf/Hqr/Cpa 133243-2003/Afit - Pilot Infrastructure Set-up For The W	72,320.38
Italy	Telespazio Spa	Gf/Hqr/Cpa 82692-2000/Afit Headquarters / Raf Vsat Telecommunic	69,830.00
Italy	Methis - Div. Arred. Ufficio Di Coopsette Scar	Contract No. Gf/Hqr/Cpa 130130-2003-afsp - Supply And Installation	68,858.74
Italy	Datamax Spa	Wo 2/2003 Gf/Hqr/Cpa 121910-2002 Afitn Lan/Wan Assistance In Tr	68,764.77
Italy	Microsoft Srl	Contract No. Gf/Hqr/Cpa 133567-2003/Afit - Migration To Windows 2	68,615.74
Italy	Ibm Italia Spa	Amd 2. Gf/Hqr/Cpa 82071-2000/Afit Disaster Recovery Services (Ii)	67,952.74
Italy	Getronics Solutions Italia Spa	Amd. Gf/Hqr/Cpa 102766-2001/Afic Hardware Maintenance Service	65,861.69
Italy	Sda Logistica Srl	Contract No. Gf/Hqr/Cpa 138657-2003/Afsi - Handling Of The Organ	65,075.92
Italy	Proge Software Srl	Wo 7 Gf/Hqr/Cpa 121901-2002/Afit Assistance In The Development ,	64,511.28
Italy	Gruppo Psc Spa	Wo 136/03 Gf/Hqr/Cpa 132623-2003/Afsi - Ordinary Maintenance W	59,550.99
Italy	Gruppo Psc Spa	Wo 140/03 Gf/Hqr/Cpa 132623-2003/Afsi - Ordinary Maintenance W	59,102.14
Italy	Itel Srl	W/O 3 Gf/Hqr/Cpa 121911-2002/Afit Assistance In The Development	58,612.67
Italy	Softlab Spa	Wo 5 Gf/Hqr/Cpa 121902-2002/Afit Assistance In The Development ,	57,990.33
Italy	Gruppo Psc Spa	Wo 139/03 Gf/Hqr/Cpa 132623-2003/Afsi - Ordinary Maintenance W	56,931.97
Italy	Microsoft Srl	Amd. 2 - Gf/Hqr/Cpa 102479-2001/Afit - Microsoft Alliance Premium	56,924.88
Italy	Edisco Srl	W/O No 004 Gf/Hqr/Cpa 121904-2002/Afit Assistance In The Develo	56,000.00
Italy	Puli-coop Scarl	Amd. Gf/Hqr/Cpa 84878-2000/Afsi - Extra Cleaning Services	54,279.75
Italy	Sas Institute Srl	Amd. No. 18 - Gf/Hqr/Cpa 89470-2003/Afit- Rental And Maintenance	53,770.78
Italy	Serco Srl	Wo No 10&11 Gf/Hqr/Cpa 121903-2002/Afit Assistance In The Deve	53,501.71
Italy	Softlab Spa	Wo 07-2003 - Assistance In The Development And Maintenance Of 1	52,678.24
Italy	Proge Software Srl	Wo 22/2003 Gf/Hqr/Cpa 121901-2003/Afit - Assistance In The Devel	52,494.06
Italy	Edisco Srl	Wo 05/003 Gf/Hqr/Cpa 121904-2002/Afit - Assistance In The Develo	51,434.29
Italy	Colt Telecom Spa	Amd. Gf/Hqr/Cpa 123205-2002/Afit - Long Distance Telephone Calls	49,008.18
Italy	Terma Srl	Wo 3/2003 Gf/Hqr/Cpa 121909-2002/Afit Assistance In The Developi	47,114.25
Italy	Proge Software Srl	Wo 18 Gf/Hqr/Cpa 121901-2002/Afit Assistance In The Development	45,257.14
Italy	Proge Software Srl	Wo 19 Gf/Hqr/Cpa 121901-2002/Afit Assistance In The Development	45,257.14
Italy	Ecolavori Srl	Amd. Gf/Hqr/Cpa 116659-2002/Afsi - Trucks/Portering	43,841.34
Italy	Asg Srl	Wo 03 Gf/Hqr/Cpa 84143-2000/Afis Systems Development Assistant	43,362.76
Italy	Bertello Spa	Amd 8. Gf/Hqr/Cpa66264-1999/Afsi Maintenance Of Rotary Filing Me	42,869.84
Italy	Puli-coop Scarl	Amd. Gf/Hqr/Cpa 84878-2000/Afsi - Maintenance Of Gardens	41,753.65
Italy	Gruppo Psc Spa	Wo 138/03 Gf/Hqr/Cpa 132623-2003/Afsi - Ordinary Maintenance W	41,700.71
Italy	Softlab Spa	Wo. /2003 - Gf/Hqr/Cpa 142970-2003/Afis - Systems Development A	41,603.33
Italy	Gartner Italia Srl	Amd. Gf/Hqr/Cpa 100915-2001/Afic - Itc Advisory Services	40,700.00
Italy	Aem Calore & Servizi Spa	Contract No. Gf/Hqr/Cpa 134657-2003/Afsi - Maintenance Of Electric	40,041.22
Italy	Teach It Ltd	Gf/Hqr/Cpa 86585-2000/Afho Computer Training For The Organizait	39,908.00
Italy	Wind Telecomunicazioni Spa	Amd. Gf/Hqr/Cpa 117288-2002/Afic - Long Distance Telephone Calls	39,750.70
Italy	Asg Srl	Wo 13/2003 Gf/Hqr/Cpa 84143-2000/Afis Systems Development Ass	38,365.71
Italy	Softlab Spa	Wo 4 Gf/Hqr/Cpa 121902-2002/Afit Assistance In The Development ,	38,365.71

**Major Subcontracts placed by Agency during 2003**  
(Contracts of USD 30,000 or more)

Agency/Country Procurement	Name of supplier	Description of goods (equipment)	Total Cost (USD)
<b>FAO cont.</b>			
Italy	Softlab Spa	Wo 01-2003 Gf/Hqr/Cpa 142790-2003/Afis - Systems Development /	38,267.10
Italy	Itel Srl	Wo 04 Gf/Hqr/Cpa 121911-2002/Afit Assistance In The Development	37,741.71
Italy	Siram Spa	Wo 318/2002 - Gf/Hqr/Cpa 124401-2002/Afsi Ordinary Maintenance	37,716.31
Italy	Siram Spa	Wo 108/109 Gf/Hqr/Cpa 124401-2002/Afsi Ordinary Maintenance Wk	37,344.06
Italy	Gruppo Psc Spa	Wo 135/03 Gf/Hqr/Cpa 132623-2003/Afsi - Ordinary Maintenance Wk	36,973.25
Italy	Gruppo Psc Spa	Wo 21/2003 Gf/Hqr/Cpa 132623-2003/Afsi Ordinary Maintenance Wk	36,358.15
Italy	Computer Associates Spa	Gf/Hqr/Cpa 141529-2003/Afic - Purchase And Maintenance Of An Ur	35,540.38
Italy	Softlab Spa	Wo 7-2002 - Gf/Hqr/Cpa 84971-2000/Afit - Assistance In The Develo	35,483.26
Italy	Gruppo Psc Spa	Wo 142/03 Gf/Hqr/Cpa 132623-2003/Afsi - Ordinary Maintenance Wk	34,304.76
Italy	Poste Italiane Spa- Sede Lazio	Gf/Hqr/Cpa 113704-2002 Telex Service - Poste Italiane	34,207.53
Italy	Serco Srl	Wo 4 Gf/Hqr/Cpa 121903-2002/Afit Assistance In The Development /	33,018.43
Italy	Sinter & Net Spa	Wo 2003-03 Gf/Hqr/Cpa 84140-2000/Afis Systems Development Ass	32,500.00
Italy	Gruppo Psc Spa	Wo 134/03 Gf/Hqr/Cpa 132623-2003/Afsi - Ordinary Maintenance Wk	32,494.06
Italy	Puli-coop Scarl	Amd. Gf/Hqr/Cpa 84878-2000/Afsi - Portering Services In Afic	32,223.42
Italy	Higienia Srl	Amd. Gf/Hqr/Cpa 84879-2000/Afsi - Extra Cleaning Services	31,941.54
Italy	De Besi - Di Giacomo Spa	Amd. Gf/Hqr/Cpa 115211-2002/Afit - Computer Insurance	31,758.10
Italy	Scarpellini Ivo	Amd. Gf/Hqr/Cpa 93838-2001/Afsi Maintenance Of Catering And Coi	31,567.80
Italy	Serco Srl	Wo No. 9 Gf/Hqr/Cpa 121903-2003/Afit Assistance In The Developm	30,720.00
Jordan	Salam International Transport & Trading Co	Contract No. Tf/Irq/Cpa 140587-2003/Tces - Transportation Of Good	700,000.00
Lao People's Democ	Agri-promotion And Construction Co (Apc)	Spfs Construction Of The Irrigation Infrastructures, Contract No.407/	326,827.68
Nigeria	Enplan Group	Tf/Nir/Cpa 127277-2002/Tcot - Review Of The Public Irrigation Secto	906,000.00
Pakistan	Universal Automation Systems	Contract No. Tf/Afg/Cpa 128052-2003/Tceo - Microwave Link From F	66,888.76
Switzerland	International Labour Office, Ilo	2003 Annual Admin Costs And 96th Session	62,000.00
Syrian Arab Republi	Dahbar International Co	Contract No. Tf/Irq/Cpa 140445-2003/Tces - Transportation Of Good	350,000.00
Turkey	Kamer Uluslararası Nakliyat Ve Petrol Urun	Contract No. Tf/Irq/Cpa 140397-2003/Tces - Transportation Of Good	350,000.00
Turkey	Gasbas Warehouses	Tf/Tur/Cpa 129833-2003/Tces - Renting Of Warehouse Capacity In T	54,000.00
Turkey	Gasbas Warehouses	Amd. 1 Tf/Tur/Cpa 129833-2003/Tces - Rental Of Warehouse Capac	36,000.00
United Kingdom	Marsh Uk Ltd	Amd. Gf/Hqr/Cpa 82582-2000/Affd - Fidelity Guarantee Insurance	101,716.00
United Kingdom	Institute For Animal Health	Amd. No. 1 Gf/Hqr/Cpa 124453-2002/Agah - World Reference Labor	61,000.00
United Kingdom	Institute For Animal Health	Amd. No. 1 Gf/Hqr/Cpa 125668-2002/Agah - World Reference Labor	55,000.00
United Kingdom	Marsh Uk Ltd	Amd. Gf/Hqr/Cpa 83201-2000/Afsd - Third Party Legal Liability Insur	51,322.03
United Kingdom	Marsh Uk Ltd	Amd. Gf/Hqr/Cpa 83201-2000/Afsd - Third Party Legal Liability Insur	48,818.49
United Kingdom	Business Consultancy Europe Ltd	Gf/Hqr/Cpa 139916-2003/Tcid - Review And Enhancement Of Busin	44,000.00
United Kingdom	Institute For Animal Health	Gf/Hqr/Cpa 125668-2002/Agah - World Reference Laboratory For Fc	35,000.00
USA	United Nations	Unsecord Recosting 2003	488,640.00
USA	Hugh Wood Inc	Amd. Gf/Hqr/Cpa 103229-2001/Afsp - Cargo Insurance	240,000.00
USA	Cgnet Services International	Gf/Hqr/Cpa 83700-2000/Afit Information Technology And Wide Area	50,000.00
USA	Pointe Technologies, Inc	Amd. 5 Gf/Hqr/Cpa 84023-2000/Afid - Atlas Travel System Maintena	36,000.00
<b>IAEA</b>			
Austria	Enconet Consulting Ges.m.b.H.	Services, Technical	479,865.00
France	CEA - Commissariat A L'Energie Atomique	Services, Technical	380,561.79
Germany	Car Engineering GmbH	Services, Technical	44,290.40
India	Computing	Services, Engineering Design	33,549.99
Jordan	Resident Representative of the U.N. - JOR	Services, Media	40,000.00
Russian Federation	Jsc Atomstroyexport	Services, Feasibility Studies	257,319.98
Sweden	SKB International Consultants AB	Services, Technical	40,865.38
<b>IAPSO</b>			
Denmark	Kuehne & Nagel (Denmark)	Freight	920,538.07
Denmark	Kuehne & Nagel (Denmark)	Freight	603,631.50
Denmark	Kuehne & Nagel (Denmark)	Freight	182,510.07
Denmark	Kuehne & Nagel (Denmark)	Freight	160,892.28
Denmark	Kuehne & Nagel (Denmark)	Freight	158,438.16
Denmark	Kuehne & Nagel (Denmark)	Freight	140,412.71
Denmark	Kuehne & Nagel (Denmark)	Freight	139,665.38
Denmark	Kuehne & Nagel (Denmark)	Freight	104,877.90
Denmark	Kuehne & Nagel (Denmark)	Freight	92,266.91
Denmark	Kuehne & Nagel (Denmark)	Freight	90,800.54
Denmark	Kuehne & Nagel (Denmark)	Freight	81,894.08
Denmark	Kuehne & Nagel (Denmark)	Freight	80,614.08

**Major Subcontracts placed by Agency during 2003**  
(Contracts of USD 30,000 or more)

Agency/Country Procurement	Name of supplier	Description of goods (equipment)	Total Cost (USD)
<b>IAPSO cont.</b>			
Denmark	Kuehne & Nagel (Denmark)	Freight	78,982.15
Denmark	Kuehne & Nagel (Denmark)	Freight	73,380.47
Denmark	Mahe (Kastrup, Denmark)	Freight	71,252.26
Denmark	Kuehne & Nagel (Denmark)	Freight	66,374.33
Denmark	Kuehne & Nagel (Denmark)	Freight	65,281.14
Denmark	Kuehne & Nagel (Denmark)	Freight	57,218.94
Denmark	Kuehne & Nagel (Denmark)	Freight	57,200.34
Denmark	Kuehne & Nagel (Denmark)	Freight	56,350.96
Denmark	Mahe (Kastrup, Denmark)	Freight	56,210.29
Denmark	Mahe (Kastrup, Denmark)	Freight	49,497.45
Denmark	Kuehne & Nagel (Denmark)	Freight	48,455.13
Denmark	Mahe (Kastrup, Denmark)	Freight	45,735.12
Denmark	Kuehne & Nagel (Denmark)	Freight	44,880.78
Denmark	Kuehne & Nagel (Denmark)	Freight	43,708.01
Denmark	Kuehne & Nagel (Denmark)	Freight	42,676.54
Denmark	Mahe (Kastrup, Denmark)	Freight	42,311.85
Denmark	Kuehne & Nagel (Denmark)	Freight	42,102.38
Denmark	Kuehne & Nagel (Denmark)	Freight	41,206.20
Denmark	Kuehne & Nagel (Denmark)	Freight	40,227.99
Denmark	Kuhne & Nagel (ENRP)	Freight	37,616.76
Denmark	Kuehne & Nagel (Denmark)	Freight	37,449.55
Denmark	Kuehne & Nagel (Denmark)	Freight	37,031.21
Denmark	Kuehne & Nagel (Denmark)	Freight	35,832.55
Denmark	Mahe (Kastrup, Denmark)	Freight	35,815.07
Denmark	Kuehne & Nagel (Denmark)	Freight	35,500.70
Denmark	Kuehne & Nagel (Denmark)	Freight	35,378.86
Denmark	Kuehne & Nagel (Denmark)	Freight	35,107.40
Denmark	Kuehne & Nagel (Denmark)	Freight	34,963.83
Denmark	Mahe (Kastrup, Denmark)	Freight	34,805.90
Denmark	Kuehne & Nagel (Denmark)	Freight	34,497.84
Denmark	Kuehne & Nagel (Denmark)	Freight	33,886.75
Denmark	Mahe (Kastrup, Denmark)	Freight	33,316.42
Denmark	Mahe (Kastrup, Denmark)	Freight	33,207.48
Denmark	Kuehne & Nagel (Denmark)	Freight	32,395.92
Denmark	Mahe (Kastrup, Denmark)	Freight	31,300.05
Denmark	Mahe (Kastrup, Denmark)	Freight	31,269.80
Denmark	Mahe (Kastrup, Denmark)	Freight	30,996.92
Denmark	Kuehne & Nagel (Denmark)	Freight	30,984.20
Denmark	Mahe (Kastrup, Denmark)	Freight	30,795.74
<b>IFAD</b>			
Albania	Mountains Areas Finance Fund (MAFF)	Project for Rural women & Youth	88,200.00
Bangladesh	Palli Karma Sahayak Foundtion PFSF	Microfinance & Technical Support Project	100,000.00
Burkina Faso	CILSS	Stategy Support to New Partership for Africa Development	35,000.00
Chile	IICA	Muestra Mercado Artesanal	55,000.00
China	Center for Chinese Agricultural Policy	Gender Assessment Study in IFAD Supported Projects	50,890.00
Denmark	Scanagri	Interim Evaluation for Proj. Smallholders Dev. In Low Guine	73,100.00
Germany	Karl Kubel Stiftung fur Kind und Familie	Advocasy Workshop in India	50,000.00
Germany	GFA Terra System GMBH	Participatory Training Assignment in China	30,000.00
Egypt	International Develop. Research Center IDRC	Water Demand Management in Midd. East & North Africa	30,000.00
Ethiopia	Federal Democratic Republic of Ethiopia	Funds for Financing Dacility Agreement	63,517.27
India	Self Employed Women's Association SEWA	Livelihood Security Project	63,556.00
India	International Icrisat	Project for Rural women	30,000.00
Italy	Tiglio I srl	Rental, condominium, heating and A/C for IFAD/2 Bldg.	3,164,327.00
Italy	Impresa Piemonte	Porterage and Cleaning Services	892,257.60
Italy	Istituto Vigilanza Citta di Roma srl	Security Services	681,928.59
Italy	Polis Fondi SGR PA	Rental fees for Building A	600,740.74
Italy	Piemonte	Cleaning Services	488,444.00
Italy	Xerox Spa	Rental of Photocopy Machines	319,876.00
Italy	Zanzi Servizi spa	Technical Maintenance on IFAD Building	249,363.32
Italy	FAO	Expenditures for FAO Mainframe	238,467.92
Italy	EUR spa	Rental Conferece Site	219,639.20
Italy	PeopleSoft Italia srl	Training Units	159,321.20
Italy	Fluxinos	Installation of 22 Solar Pumps & Tech. Assis. Proj. Sudan	150,000.00
Italy	Pricewater House Cooprs spa	Consultancy svcs.for financial statements	101,123.60
Italy	DHL	International Courier Services	90,623.02
Italy	Blei, spa	Publication of Vacancy Announcements	77,983.82
Italy	Marchesi Grafiche Editoriali spa	Printing of the 25th Anniversary Book	74,775.28

**Major Subcontracts placed by Agency during 2003**  
(Contracts of USD 30,000 or more)

Agency/Country Procurement	Name of supplier	Description of goods (equipment)	Total Cost (USD)
<b>IFAD cont.</b>			
Italy	OCS	Remailing Services	72,160.00
Italy	ECS Interantional Italia SPA	Annual Fee for Computer Rental	70,449.44
Italy	FAO	Contribution to FAO Workshop Bangaloro	49,800.00
Italy	Hewlett Packard Servizi Finanziari srl	Rental Fees for Laserjet Printers	48,737.63
Italy	Bolliger Roma spa	Internal Moves	41,947.57
Italy	Sherato Golf Parco de'Medici Hotel	Rental of Meeting rooms and Conference equipment	41,822.72
Italy	Sybase Italia srl	Support for Sybase Products	37,408.24
Italy	Enterprise Digital Architects SPA	Technical Maintenance on IFAD telephone System	36,751.61
Italy	PeopleSoft Italia srl	Education Services	36,204.74
Italy	Aggencia del Territorio	Consultancy Svcs. re New Headquarters	33,707.87
Italy	Vivaio San Placido srl	Gardening Services	31,460.67
Kenya	International Centre of Insect Physiology	Strategy Review of Research and Development	39,800.00
Kenya	ETC East Africa	South Nyanz Integrated Community Development	37,000.00
Moldova	Soros Foundation	Economic Empowerment of Rural Women Program	100,000.00
Mongolia	National Statistics Office NSO	Rural Poverty Alleviation Programme	30,780.00
Mozambique	Verde Azul Consult Ltd	Rural Finance Support Program	30,000.00
Senegal	Communication Information Geston (CIG)	Support to the Global Mech. in West & Cent. Africa Region	38,391.00
Switzerland	Internal Computing Centre ICC	Internet and E-mail access charges thru ICC	283,254.70
Syria	International Center for Agricultural Research	Agro Pastoral Development Project	73,000.00
Syria	International Center for Agricultural Research	Agro Pastoral Development Project	44,000.00
Uganda	Nkoola Inst. Dev. Associated Ltd (NIDA)	Support to World Vision Tanzania for M & E	39,740.00
United Kingdom	ITAD LTD	Independent External Evaluation (two years)	1,333,000.00
United Kingdom	First IT People Limited	Support to live PeopleSoft System	231,161.10
United Kingdom	Square One Resources ltd	Support to live PeopleSoft System	176,498.10
United Kingdom	Willis Limited	Renewal of Insurance Policy	31,162.28
USA	Mega Laya inc	Production of the Film Mira Nair	179,283.20
USA	Infosentry Services inc.	Quality Assurance Reviews	130,844.22
USA	Intl. Food Policy Research Institute (IFPRI)	Study of Grain & Coffee Marketing in Ethiopia	91,392.00
USA	Madison Consulting Group	Consulting Fees	88,213.73
USA	UNIC	Rental Fees for Liaison Office	35,036.24
USA	Mega Laya inc	Twenty fifth Anniversary Advocacy Project	30,000.00
<b>ILO</b>			
Bangladesh	Resource Integration Center	Social Aspects	445,503.00
Bangladesh	Dhaka Ahsania Mission	Social Aspects	353,515.00
Bangladesh	Bangladesh Shishu Adhikar Forum	Social Aspects	50,665.00
Benin	Association d'Actions Sociales pour la Survie et l'	Social Aspects	38,560.00
Brazil	Instituto Brasileiro de Invações pró-Sociedade Sa	Social Aspects	80,500.00
Brazil	Cebraios - Casa Renascer	Social Aspects	54,200.00
Brazil	Centro Humanitaário de Apoio à Mulher	Social Aspects	50,800.00
Cambodia	Community Legal Education Center	Social Aspects	117,141.00
Colombia	La Caja de Compensación familiar - Compensar	Social Aspects	72,000.00
Costa Rica	Fundacion Hijos del Campo	Social Aspects	65,753.00
Costa Rica	Defensa de los Niños Internacional	Social Aspects	33,000.00
Dominican Republic	Muchachos y Muchachas con Don Bosco	Social Aspects	219,610.00
Dominican Republic	El Instituto de la Familia	Social Aspects	140,020.00
El Salvador	Fundación Salvadoreña para la Salud y el Desarr	Social Aspects	246,238.00
El Salvador	Asociación Salvadoreña Pro-Salud Rural	Social Aspects	106,937.00
Ghana	The Dangme West Health Insurance Scheme (De	Financial And Social Services	60,200.00
Guatemala	La Fundación para el Desarrollo Rural	Social Aspects	38,587.00
Haiti	Association Ti Moun Kè Kontan	Social Aspects	36,500.00



**Major Subcontracts placed by Agency during 2003**  
(Contracts of USD 30,000 or more)

Agency/Country Procurement	Name of supplier	Description of goods (equipment)	Total Cost (USD)
<b>ILO cont.</b>			
India	Child Labour Rehabilitation Project Society Amra	Social Aspects	249,275.00
India	The National Institute of Small Industries Extensio	Social Aspects	81,498.00
India	Maharashtra Institute of Labour Studies	Social Aspects	53,747.00
India	All India Organisation of Employers	Social Aspects	48,908.00
India	Maharashtra Institute of Labour Studies	Social Aspects	47,143.00
India	Child Labour Elimination and Rehabilitation Socie	Social Aspects	47,143.00
India	Probe Qualitative Research	Social Aspects	42,208.00
Indonesia	Yayasan Kekar Indonesia (The Foundation of the	Social Aspects	77,740.00
Indonesia	BPKB Sumatera Utara (Center of Learning Activit	Social Aspects	41,565.00
Jamaica	Bureau of Women's Affairs	Social Aspects	35,782.00
Kenya	Centre for Education, Population. Environment ar	Social Aspects	70,000.00
Kenya	African Network for Prevention and Protection ag	Social Aspects	41,077.00
Lesotho	Transport and Research Laboratory	Social Aspects	216,184.00
Madagascar	HIMO-BATIMENTS	Construction/Rehabilitation	1,431,281.00
Madagascar	HIMO-URBAIN	Construction/Rehabilitation	1,168,391.00
Madagascar	HIMO-ROUTES	Construction/Rehabilitation	670,289.00
Mali	Groupe d'Action et de Recherche pour le Dévelop	Social Aspects	33,510.00
Mexico	El Sistema Estatal para el Desarrollo Integral de la	Social Aspects	109,806.00
Mongolia	National Non-formal and Distant Education Centr	Social Aspects	82,201.00
Mongolia	Mongolian Youth Development Center	Social Aspects	66,201.00
Mongolia	National Department for Children under the Minis	Social Aspects	52,330.00
Mongolia	Mongolian Volunteers Association	Social Aspects	39,350.00
Mongolia	Governor Office of Huvsgul Aimag	Social Aspects	38,408.00
Mongolia	Ministry of Social Welfare and Labour	Social Aspects	36,249.00
Mongolia	Governor's Office of Uvurkhangai Aimag	Social Aspects	36,100.00
Mongolia	Mongolian Child Rights Center of Mongolia	Social Aspects	33,695.00
Mongolia	Equal Step Center	Social Aspects	33,348.00
Mongolia	Confederation of Mongolian Trade Unions	Social Aspects	31,699.00
Mongolia	Women's Council of Ulaanbaatar City	Social Aspects	31,647.00
Mongolia	Mongolian Red Cross	Social Aspects	31,160.00
Nepal	Ministry Of Land Reform and Management	Training & Technical Assistance	385,000.00
Nepal	The Federation of Nepalese Chamber of Comme	Social Aspects	262,823.00
Nepal	Kathmandu Metropolitan Corporation	Social Aspects	164,299.00
Nepal	Ministry of Labour and Transport Management	Social Aspects	90,415.00
Nepal	Center for Victims of Torture	Social Aspects	62,230.00
Nepal	General Federation of Nepalese Trade Unions	Social Aspects	48,037.00
Nepal	Democratic Confederation of Nepalese Trade Uni	Social Aspects	40,988.00
Nepal	AC Nielsen Neal Pvt. Ltd	Survey	32,376.00
Nicaragua	IPES - Promoción del Desarrollo Sostenible	Social Aspects	176,419.00
Nicaragua	La Asociación de Educación y Comunicación "La	Social Aspects	72,447.00
Nicaragua	Centro de Servicios Educativos en Salud y medio	Social Aspects	44,934.00
Nicaragua	Fundación Avancemos Juntos por Nicaragua	Social Aspects	36,257.00
Pakistan	SUDHAAR	Social Aspects	535,000.00
Pakistan	Directorate of Schools & Literacy	Social Aspects	299,385.00
Pakistan	Independent Monitoring Association for Child Lab	Research/Study/Training	219,974.00
Pakistan	Directorate of Technical Education & Manpower T	Research/Study/Training	183,482.00
Pakistan	Pakistan Pediatric Association	Social Aspects	150,277.00
Pakistan	Jobs Creating Development Society	Social Aspects	147,477.00
Pakistan	Paradise Environmental & Community Welfare Str	Social Aspects	146,407.00
Pakistan	De Laas Gul	Social Aspects	139,584.00
Pakistan	Bunyad Literacy Community Council	Social Aspects	137,000.00
Pakistan	Child Care Foundation of Pakistan	Social Aspects	70,000.00
Pakistan	Worker Education Research and Welfare Society	Social Aspects	66,122.00
Pakistan	Baidarie	Social Aspects	50,000.00
Pakistan	Center for the Improvement of Working Condition	Social Aspects	45,000.00
Pakistan	Directorate of Labour Welfare	Social Aspects	35,778.00
Palestine	United Nations Develop. Prog. Of Assistance to th	Financial And Social Services	400,000.00
Palestine	UNDP/PAPP	Financial And Social Services	323,550.00
Somalia	UNOPS	Social Aspects	88,682.00
South Africa	R B Project Management	Training & Technical Assistance	88,986.00
South Africa	Soul City	Training & Technical Assistance	44,420.00
Sri Lanka	Sarvodaya Shramadana Sangamaya	Social Aspects	42,997.00

**Major Subcontracts placed by Agency during 2003**  
(Contracts of USD 30,000 or more)

Agency/Country Procurement	Name of supplier	Description of goods (equipment)	Total Cost (USD)
<b>ILO cont.</b>			
Togo	Programme d'Aide pour le Développement Econc	Social Aspects	47,920.00
Uganda	Minsitry of Gender, Labour & Social Developmen	Social Aspects	148,710.00
United Republic Of Tanzar	Ministry of Education and Culture	Social Aspects	515,497.00
United Republic Of Tanzar	Vocational Education and Training Authority	Social Aspects	470,098.00
United Republic Of Tanzar	Conservation, Hotels, Domestic and Allied Worke	Videos/Communications	147,956.00
United Republic Of Tanzar	Assoc. Of Tanzania Employers & Tanzania Plant	Social Aspects	129,753.00
United Republic Of Tanzar	Department of Information Services	Videos/Communications	124,835.00
United Republic Of Tanzar	Mirerani Good Hope Programme in collab. With V	Social Aspects	117,958.00
United Republic Of Tanzar	Tetras Consulting	Videos/Communications	65,000.00
Viet Nam	The Depart. For Educat. And Communic. Viet Nai	Social Aspects	75,961.00
Viet Nam	The Viet Nam Chamber of Commerce and Indust	Micro/Small Enterprise Development	41,820.00
Viet Nam	Research Cent for Literacy and Continuing Educ.	Social Aspects	32,539.00
Yemen	Al Nadha Charity Organization	Social Aspects	85,800.00
Zimbabwe	Transport Research Laboratory Limited	Report, Survey	141,198.00
<b>ITC</b>			
France	Sadag Imprimerie	Printing	46,248.00
France	Atlantique Traduction	Translation	36,520.00
South Africa	Rosebank Hotel	Organization Of Seminar	48,989.00
Switzerland	Xerox Ag	Rental Of Xerox Copiers	203,846.00
Switzerland	Xerox Ag	Rental Of Xerox Copiers	136,106.97
Switzerland	Atar Roto Presse Sa	Printing	66,112.00
Switzerland	International Computing Centre	Data Communications Systems	55,556.00
Switzerland	International Computing Centre	Data Communications Systems	55,556.00
Switzerland	International Computing Centre	Data Communications Systems	54,745.00
Switzerland	International Computing Centre	Data Communications Systems	53,957.00
Switzerland	Sharp Electronics (Suisse) Sa	Rental Of Sharp Copiers	40,857.60
Switzerland	Atar Roto Presse Sa	Printing	36,960.00
Switzerland	Mci Suisse Sa	Hotel Accommodation	33,360.00
<b>ITU</b>			
Brazil	Accenture Do Brasil	Consulting Services	5,546,264.00
Brazil	Finatec Foundation	Consulting Services	1,096,750.00
Colombia	Sap Andina	Consulting Services	1,577,000.00
Colombia	Procalcúlo Prosis	Siust	409,899.00
Finland	Omnitele Ltd.	Consulting Services	140,416.00
Israel	Robogroup T.e.k.	Interaction Distance Learning Equipment	452,684.00
Morocco	Nortis	Services, equipment for TV Distance Learning	1,132,091.00
Morocco	Somara Sarl	Services, equipment	44,997.00
Tunisia	Cert	Consulting Services	2,118,070.00
<b>UNCTAD</b>			
Columbia	Alexander Von Humboldt Inst.	Environmental Research And Development	55,000.00
India	Ambassador Hotel	Office Rental	35,000.00
Kenya	Hotel Nairobi Safari Club	Hotel Accomodation	32,500.00
Switzerland	Ictsd	Policy Papers And Conference Servicing	58,500.00
Thailand	Ciap	Interpretation Equipment Rental	30,772.00
<b>UNESCO</b>			
France	Sdv Logistique International	Freight Forwarding	95,128.00
France	Horus2i	Inventory	93,349.00
<b>UNFPA</b>			
Australia	Enersol Consulting Engineers	Technical Services	41,248.00
Denmark	Phonix-trykkeriet As	Printing	59,738.00
Malaysia	Kpmg (Firm No. Af0758)	Technical Services	157,331.00
Netherlands	Sgs Global Trade Solutions B.v.	Technical Services	625,000.00

**Major Subcontracts placed by Agency during 2003**  
(Contracts of USD 30,000 or more)

Agency/Country Procurement	Name of supplier	Description of goods (equipment)	Total Cost (USD)
<b>UNFPA cont.</b>			
United Kingdom	Crown Agents	Technical Services	561,933.00
United Kingdom	Ihsd	Technical Services	280,000.00
USA	Plaza Construction Corporation	Technical Services	872,300.00
USA	Prographics, Inc.	Printing	619,425.00
USA	Dalberg Development, Llc	Technical Services	298,040.00
USA	Select International Inc.	Technical Services	264,132.13
USA	Kuehne & Nagel Inc.	Freight forwarding	219,820.30
USA	B & G Services	Technical Services	133,000.00
USA	Nextiraone	Technical Services	119,947.00
USA	Security Delivery Service, Inc.	Technical Services	105,000.00
USA	The Futures Group International	Technical Services	103,335.00
USA	Spark Media	Technical Services	99,300.00
USA	Peoplesoft Usa, Inc.	Technical Services	90,000.00
USA	Proforma Printgraphics	Printing	84,006.00
USA	Minolta Business Solutions	Technical Services	79,740.00
USA	Netmedia Consulting Group	Technical Services	79,550.00
USA	The Aspen Institute	Technical Services	62,802.00
USA	Management Sciences For Health	Technical Services	58,800.00
USA	Conceptual Litho Reproductions	Printing	54,456.00
USA	Cps/Comtech, Inc	Technical Services	50,000.00
USA	Webmechanics, Inc.,	Technical Services	49,900.00
USA	Training Resources Group Inc	Technical Services	48,891.00
USA	Real Design	Technical Services	45,885.00
USA	Omgrafik, Inc.	Printing	41,799.00
USA	Sita (Societe Int. De Telecommunications)	Technical Services	40,200.00
USA	A.k. Office Supplies Ltd.	Printing	34,681.00
USA	Shl	Technical Services	33,840.00
USA	New Horizons Computer Learning Center	Technical Services	32,450.00
USA	Kekkai Corporation	Technical Services	31,000.00
<b>UNHCR</b>			
Belgium	Drukkerij Lannoo Nv	Printing	95,672.00
Canada	Sierra Systems Group Inc	Software Dev./ Integration	6,544,785.00
Canada	The Commonwealth Of Learning	Training	123,000.00
Canada	Consulting & Audit Canada	Evaluation	66,176.00
Denmark	Kuehne & Nagel Dal Logistics A/S	Freight Forwarding	1,689,450.00
Denmark	Phonix-trykkeriet A/S	Printing	122,082.00
France	Impalpes	Printing	97,473.00
Germany	Cedion Gmbh	Software Maintenance	34,335.00
Ireland	Emma Ltd	Training	415,252.00
Ireland	Novell Ireland Software Limited	Support Service	365,268.00
Italy	Arti Grafiche Amilcare Pizzi	Printing	86,025.00
Kenya	Desert Locust Cont.org For E.afr	Light Aircraft Services (Block Hours)	479,000.00
Kenya	Transworld Safaris (K) Ltd	Light Aircraft Services (Block Hours)	299,113.00
Kenya	Airworks (K) Limited	Light Aircraft Services (Block Hours)	151,000.00
Norway	A/S Aircontact	Air Charter Services	209,399.00
Russia	Volga-dnepr Airlines	Air Charter Services	122,000.00
South Africa	King Air Services	Light Aircraft Services (Block Hours)	611,462.00
Switzerland	Elca Informatique	Software Development	665,150.00
Switzerland	Bio.id Technologies Sa	Iris Recognition Technology	652,242.00
Switzerland	Iss Facility Services Sa	Cleaning Services	521,354.00
Switzerland	Resource Group Intern. Sarl	Analyst Programmers	507,100.00
Switzerland	Opentext	Software Maintenance	403,620.00
Switzerland	Tnt Swiss Post Ag	Express Mail Service	245,971.00
Switzerland	Peoplesoft (Switzerland) Ag	Support Services	209,780.36
Switzerland	Xerox Office Supplies	Rental Of Photocopy Machines	202,374.00
Switzerland	Dgm Veron Grauer Sa	Handling Services	110,950.00
Switzerland	Rhone-electra Sa	Electrical Installations	64,734.00
Switzerland	Id Integrated Data Sa	Software Development	53,879.93
Switzerland	Divine Solutions Gmbh	Analyst Programmers	51,507.00
Switzerland	Mannet	Training	50,615.00
Switzerland	Onex Television Sa	Vido Replication	46,815.00
Switzerland	Clestra Hauseman Sa	Partition Walls Installations	35,617.00
Switzerland	Colt Telecom Ag	Rental Redundant Fibre Connection	35,588.00
Switzerland	G3 Worldwide Mail Switz. Ag	Priority Mail Service	30,583.00

**Major Subcontracts placed by Agency during 2003**  
(Contracts of USD 30,000 or more)

Agency/Country Procurement	Name of supplier	Description of goods (equipment)	Total Cost (USD)
<b>UNHCR cont.</b>			
Turkey	Boutros Maritime & Transport Sa	Handling/Storage At Warehouse	117,320.00
United Kingdom	Chapman Freeborn Airchart. Ltd	Air Charters	846,676.00
United Kingdom	Practical Management	Protection And Security	183,900.00
United Kingdom	Towers Perrin	Evaluation Services	146,258.00
United Kingdom	Laminex International Ltd	Printing Id Refugee Card	86,500.00
United Kingdom	Parkway Gordon	It Licences	50,955.00
USA	Air Serv International	Light Aircraft Services (Block Hours)	1,415,000.00
USA	Hugh Wood Inc.	Marine Cargo And Stockpile Insurance	338,724.00
USA	Interworks	Training	69,350.00
<b>UNIDO</b>			
Algeria	Societe De Refrigeration Et De Conditionnement	Ozone Layer Depletion - Refrigerati	69,168.00
Brazil	Centro De Tecnologia Mineral Cetem	Environment	262,399.00
Burundi	National Institue For Environmental And Nature C	Environment	279,600.00
Cameroon	Faem S A	Training	62,775.00
Canada	Crown Energy Technologies Inc	Mining And Quarrying	2,241,821.00
Chad	Ministere De L Environnement Et De L Eau	Environment	345,000.00
China	China State Environmental Protection Adm	Ozone Layer Depletion - Foams	4,200,000.00
China	China State Environmental Protection Adm	Ozone Layer Depletion - Refrigerati	3,400,000.00
China	China State Environmental Protection Adm	Ozone Layer Depletion - Solvents	2,000,000.00
China	China State Environmental Protection Adm	Ozone Layer Depletion - Refrigerati	1,788,991.00
China	Hongyuan Energy And Environmental Protection	Energy Conservation	1,450,000.00
China	Township Enterprise Development Center Tedc	Energy Conservation	99,942.00
China	Zhejiang Aucma Electrical Equipment Co	Ozone Layer Depletion - Refrigerati	67,989.00
China	Jiangsu Banshen Electrical Appliance Co Ltd	Ozone Layer Depletion - Refrigerati	49,902.00
China	International Network On Small Hydro Prower	Power Plants, Hydroelectric	46,050.00
China	Academy Of Mathematics And Systems Science	Energy Conservation	45,000.00
Djibouti	Ministere De L Habitat De I Urbanisme De I Eviro	Environment	282,000.00
Egypt	Egyptian Environmental Affairs Agency Eeaa	Environment	395,500.00
Ethiopia	Environmental Protection Authority	Environment	310,250.00
Finland	Ax-Ivi Consulting Ltd	Energy Conservation	30,000.00
France	Chappaz Constructeur De Chaudieres	Methyl Bromide	670,641.00
France	Brgm Environment And Procedes	Environment	279,526.00
France	Gem Sarl	Industrial Promotion	102,628.57
Gabon	National Antipollution Centre Of Gabon	Environment	286,500.00
Georgia	Garemo Da Analitika	Ozone Layer Deplition - Methyl Brom	54,607.50
Germany	Hennecke Polyurethane Technology	Ozone Layer Depletion - Refrigerati	370,000.00
Germany	German Development Institute	Industrial Research And Development	75,328.00
Ghana	Pinnacle Buisness Link Ltd	Development Of Small-scale Industri	39,360.00
Guatemala	Tyrsa Ingenieros	Construction	806,666.23
Guatemala	Ac Perforaciones	Construction, Engineering, Agricult	115,000.00
Guatemala	Casasola And Asociados	Construction	96,549.80
Guatemala	Aguirre Y Riera Diseno Y Construcccion S A	Construction	34,500.00
Honduras	Secretaria De Recursos Natules Y Ambiente Utot	Ozone Layer Deplition - Methyl Brom	64,802.00
Hungary	Campden And Chorleywood Kht	Food Processing Industry	58,114.00
India	Industrial Toxicology Research Centre Itrc	Environmental Protection Specialist	250,000.00
India	Ankur Scientific Energy Technologies Pvt Ltd	Technology	86,250.00
India	Entrepreneurship Development Institute Of India	Development Of Small-scale Industri	80,320.00
India	Water And Power Consultancy Services India Ltd	Environmental Impact Assesment	46,150.00
India	Alpha Drug India Ltd	Ozone Layer Depletion - Refrigerati	45,000.00
Indonesia	P T Trias Rantai Mas	Ozone Layer Depletion	43,000.00

**Major Subcontracts placed by Agency during 2003**  
(Contracts of USD 30,000 or more)

Agency/Country Procurement	Name of supplier	Description of goods (equipment)	Total Cost (USD)
<b>UNIDO</b>			
Italy	Qs Group S P A Perros Division	Ozone Layer Depletion - Foams	171,632.00
Italy	Saip Impianti Poliuretanic	Ozone Layer Depletion - Foams	84,560.00
Italy	Area Science Park	Scientific Research	77,693.88
Italy	Gherzi Organisation Srl	Textiles	68,000.00
Italy	Qs Group S P A Perros Division	Ozone Layer Depletion - Refrigerati	59,520.00
Italy	Area Science Park	Telephone Services	30,000.00
Japan	Institute Of Developing Economies	Industrial Research And Development	99,503.00
Jordan	Abu Azmi Workshop	Ozone Layer Depletion - Refrigerati	48,309.00
Jordan	Majdi Factory For Refrigeration	Ozone Layer Depletion - Refrigerati	43,132.00
Jordan	Hassouni Factory For Refrigeration	Ozone Layer Depletion - Refrigerati	31,041.00
Libyan Arab Jamahiriya	Electrical Household Appliances Co Eha	Ozone Layer Depletion - Refrigerati	191,573.00
Libyan Arab Jamahiriya	National Committee On Ozone	Environmental Institution Building	93,000.00
Malawi	Ministry Of Natural Resources And Environ Affair: Environment		352,500.00
Mexico	Cydsa Corporativo S A De C V	Ozone Layer Depletion - Refrigerati	4,998,500.00
Mexico	Objetivos	Ozone Layer Depletion - Refrigerati	62,000.00
Mongolia	Int Cooperation Dept Of The Ministry Of Nature	Environmental Protection Specialist	362,000.00
Morocco	Solution Web	Development Of Small-scale Industri	39,770.00
Nepal	Ministry Of Population And Environment Mope	Environmental Protection Specialist	319,500.00
Netherlands	Ecofys	Energy Conservation	34,525.00
Norway	Norwegian Metrology And Accreditation Service	Quality Control	35,060.00
Romania	Ecoind Institutul National De Cercetare	Environmental Protection Advisory S	54,395.00
Romania	Horting Institute	Ozone Layer Deplition - Methyl Brom	30,240.00
Rwanda	Ministere Des Terres, De La Reinstallation Et De Environment		256,500.00
Sao Tome and Principe	The Ministry Of Public Works Infrastructure Natur Environment		265,400.00
Serbia and Montenegro	Novi Obod Ltd	Ozone Layer Depletion - Refrigerati	306,565.00
Serbia and Montenegro	Prva Iskra Engineering	Ozone Layer Depletion - Foams	68,499.99
Serbia and Montenegro	Prva Petoletka	Ozone Layer Depletion - Refrigerati	68,020.00
Serbia and Montenegro	Mpg Kgm D O O	Ozone Layer Depletion	30,682.00
Seychelles	Ministry Of Environment	Environment	272,000.00
South Africa	Industrial Development Corporation Of South Afri	Industrial Consulting Services	30,950.00
Spain	Observatorio De Prospectiva Technologica Indus	Industrial Development Surveys	106,269.00
Switzerland	Fhbb Fachhochschule Beider Basel	Environmental Protection Advisory S	307,800.00
Switzerland	Gherzi Textile Organization	Textiles	204,648.00
Switzerland	Environmental Management And Communication	Environmental Management	92,000.00
Switzerland	Baleco Ag	Environment	32,095.60
Syrian Arab Republic	General Comission For Scientific Agricultural Re	Ozone Layer Deplition - Methyl Brom	61,250.00
Syrian Arab Republic	M Shanko And Co	Ozone Layer Depletion - Foams	52,500.00
Turkey	The Ministry Of Environment And Forestry Moef	Environment	336,000.00
Turkey	Tubitak, Marmara Research Center	Food Processing Industry	40,000.00
United Kingdom	Cannon Viking Limited	Ozone Layer Depletion - Refrigerati	419,087.00
United Kingdom	British Geological Survey Bgs	Environment	135,760.00
United Kingdom	University Of Oxford Csa	Industrial Research And Development	76,222.50
United Kingdom	Blc Leather Technology Centre Ltd	Leather Industry	59,992.00
United Kingdom	Nigel Bauer And Associates	Training	36,552.00
United Kingdom	Ellis Training And Consultancy Ltd.	Ozone Layer Depletion - Refrigerati	34,611.00
USA	Environmental Health Fund	Environmental Protection Specialist	940,000.00
USA	White And Case	Trade And Business Services, Other	200,000.00
USA	Hood College	Industrial Research And Development	99,282.00
USA	Climate Institute	Non-conventional Energy Resources	34,000.00
Venezuela	General Directorate Of Environmental Quality Gd Environment		375,750.00
Vietnam	International Inspection Fumigation Js Co	Ozone Layer Deplition - Methyl Brom	40,000.00
Yemen	Nagman Co	Ozone Layer Depletion - Refrigerati	30,741.00

**Major Subcontracts placed by Agency during 2003**  
(Contracts of USD 30,000 or more)

Agency/Country Procurement	Name of supplier	Description of goods (equipment)	Total Cost (USD)
<b>UNOG</b>			
Antigua & Barbuda	Jolly Beach Resort	Business Seminars	70,200.00
Belgium	Ibm Business Consulting Services	Legal Specialisms	30,000.00
Bangladesh	The Pan Pacific Sonargaon Hotel	Hotel Industry	100,000.00
Brazil	Ibase	Legal Specialisms	35,000.00
Canada	Lbc Int.investigative Acc. Inc.	Legal Specialisms	57,159.56
Ethiopia	Shebelle Ethiopia Conference Centre	Legal Specialisms	110,000.00
France	Dynetcom.	Vendor-specific Software Support An	136,797.94
France	Gaz De France	Legal Specialisms	115,568.00
France	Yris Technologie	Telephone Services	59,501.19
France	Data Vista	Vendor-specific Software Support An	54,250.00
France	Royal Parc Evian	Business Seminars	47,333.14
France	Amec Spie	Electrical Installations Maintenanc	33,374.38
Georgia	Ministry Of Environment Of Georgia	Legal Specialisms	32,680.00
Germany	Federal Research Centre Forestry	Legal Specialisms	76,200.00
India	Datamatics Limited	Data Processing Services	188,400.00
Ireland	Novell Ireland	Vendor-specific Software Support An	75,760.24
Japan	Citynet	Legal Specialisms	89,100.00
Kenya	Windsor Golf And Country Club	Business Seminars	40,000.00
Kyrgyzstan	Energy Consulting Group Ltd	Legal Specialisms	30,060.00
Netherlands	S.i.m.	Technical Studies	365,300.00
Netherlands	C-content B.v.	Printing Services	47,708.10
Netherlands	Rivm	Legal Specialisms	37,600.00
Norway	Norwegian Inst.for Water Research	Legal Specialisms	33,300.00
Romania	S.c. Cocpcia S.a.	Legal Specialisms	39,728.00
Russian Federation	Scientific Production Association	Legal Specialisms	38,560.00
South Africa	Fastfunction	Legal Specialisms	75,000.00
Sweden	Emf Global Consulting	Management Advisory Services	35,000.00
Switzerland	Jacques Bugna -f.barro Architectes	Engineering Design	4,080,055.00
Switzerland	Badel Felix And Cie Sa	Security Installations Maintenance	1,363,821.41
Switzerland	Losinger Construction Sa	Construction Services, N.e.c.	1,219,623.81
Switzerland	Cleaning Services	Iss Facility Service Sa	739,851.85
Switzerland	Consortium Calorie Sa/Haelg Et Cie	Building Maintenance And Repair N.e.c.	721,034.00
Switzerland	Privera Immeubles Commerciaux Sa	Vehicle Parking Services	700,568.37
Switzerland	Fondation Des Immeub. Organ.intern.	Real Estate Services	615,000.00
Switzerland	Xerox Ag	Office Equipment Leasing And Rental	559,666.67
Switzerland	Ascenseurs Schindler Sa	Electrical Installations Maintenanc	515,168.35
Switzerland	Sharp Electronics (Suisse) Sa	Office Equipment Leasing And Rental	495,904.88
Switzerland	Telephone Services	Nextiraone	476,577.94
Switzerland	Allianz Suisse Assurances	Insurance, Other	352,383.60
Switzerland	Danka Suisse Sa	Office Equipment Leasing And Rental	292,600.63
Switzerland	Born Ascenseurs S.a.	Electrical Installations Maintenanc	269,758.99
Switzerland	J&B Jardins Et Batiments Sa	General Building Maintenance And Re	261,449.84
Switzerland	Casabat Sa	Construction Services, N.e.c.	215,824.21
Switzerland	Paul Bianco Sa	Locksmiths	182,790.95
Switzerland	Editions Van Diermen	Conditions Of Employment	165,000.00
Switzerland	Daniel Schultess Sa	General Building Maintenance And Re	142,720.00
Switzerland	Technotube	Plumbing Maintenance And Repair	138,180.74
Switzerland	Deloitte & Touche Sa	Legal Specialisms	124,185.00
Switzerland	Zschokke Construction Sa	General Building Maintenance And Re	123,076.92
Switzerland	G. Constantin Sa	Plumbing Maintenance And Repair	108,978.90
Switzerland	Emc Computer Systems Sa	Data Storage	103,452.00
Switzerland	Sro-kundig Sa	Printing Services	94,179.71
Switzerland	Calorie Sa	Construction Services, N.e.c.	91,851.85
Switzerland	Pc Maintenance And Support	Hewlett-packard (Schweiz) Ag	91,172.65
Switzerland	Organisation Resources Counselors	Legal Specialisms	90,950.00
Switzerland	Bep Sa	General Building Maintenance And Re	89,230.04
Switzerland	Cavecchia Sa	Construction Services, N.e.c.	87,379.63
Switzerland	Ageda Communications Sarl	Specialised Communications Systems	71,193.18

**Major Subcontracts placed by Agency during 2003**  
(Contracts of USD 30,000 or more)

Agency/Country Procurement	Name of supplier	Description of goods (equipment)	Total Cost (USD)
<b>UNOG cont.</b>			
Switzerland	Thomson Corporation Switzerland	Data Communications Systems	67,591.24
Switzerland	Siemens Building Technologies S.a.	Security Installations Maintenance	67,393.09
Switzerland	Torcom S.a.	Radio Communications	63,285.93
Switzerland	Gremlich Freres Sa	Construction Services, N.e.c.	61,258.99
Switzerland	Carlson Wagonlit Travel	Travel Costs	59,769.23
Switzerland	Microsoft Schweiz Gmbh	Vendor-specific Software Support An	55,384.62
Switzerland	Bk Verre Sa	Building Maintenance And Repair N.e	54,081.62
Switzerland	R. Morand Et Fils Sa	Locksmiths	52,589.86
Switzerland	Bechtle Comsoft Direct S.a.	Office Automation Software	51,929.08
Switzerland	Coris Sa	Vendor-specific Software Support An	51,838.24
Switzerland	Vedior Newjob Sa	Chauffeur Services	51,330.94
Switzerland	R. Savoy Sa	Office, Computer And Communication	50,757.58
Switzerland	Darest & Sunset	Vendor-specific Software Support An	49,197.08
Switzerland	International Migration Programme	Legal Specialisms	46,500.00
Switzerland	Dorier Sa	Office, Computer And Communication	42,700.73
Switzerland	Securitas Sa	Security Services	42,558.13
Switzerland	Ofac	Office, Computer And Communication	42,018.52
Switzerland	Garage Des Grottes	Machinery, Electrical Equipment And	40,145.99
Switzerland	Techniface Sarl	General Building Maintenance And Re	40,000.00
Switzerland	Pax Romana Miic-icmica	Logistics	35,750.00
Switzerland	Jurr & Cuenat Sa	Construction Services, N.e.c.	35,073.53
Switzerland	Itu - Uit	Printing Services	34,585.85
Switzerland	Sani-renov Sarl	Plumbing Maintenance And Repair	34,014.81
Switzerland	Oracle Software Ag	Vendor-specific Software Support An	33,462.39
Switzerland	Tsa Telecom Sa	Specialised Communications Systems	33,000.00
Switzerland	Swisscom Sa	Office Equipment Leasing And Rental	30,761.54
Switzerland	Gignos Sarl	Legal Specialisms	30,656.93
Switzerland	Vendor-specific Software Support An	Software Spectrum Ag	30,646.15
Switzerland	Cominformatic Sa	Film And Video Processing And Dupli	30,624.44
Switzerland	Cicr	Business Seminars	30,130.77
Thailand	Asia Indig.peoples Pact Foundation	Legal Specialisms	90,000.00
United Kingdom	Ccs Global - Gurr Johns	Legal Specialisms	193,130.00
United Kingdom	Tve International	Audio-visual Services	141,920.40
United Kingdom	Cunningham Lindsey Internationl Ltd	Legal Specialisms	78,788.75
United Kingdom	Online Solutions Uk Ltd.	Legal Specialisms	60,000.00
United Kingdom	Gurr Johns	Legal Specialisms	50,700.45
USA	Industrial Economics Inc.	Legal Specialisms	4,937,918.00
USA	Crowe Chizek & Company Llp	Legal Specialisms	1,059,994.25
USA	Management Systems International	Management Training	68,972.00
USA	Endeavor Information Systems Inc.	Vendor-specific Software Support An	38,459.84
<b>UNON</b>			
Cote D'ivore	Xln	Design, Production Of Covert Art Work, Layout Indexing	52,696.00
Cuba	Esti	Translate From English To Spanish Documents Including For Meetings	30,000.00
Iraq	Shayan Co.	Construction Of Ainkawa-ifraz Connection Road, 5.6 Km Length In Ainkawa Sub District	2,237,900.00
Iraq	Rozh Co.	Resettlement Of 150 Idp Families/Self Built Housing In Penjween Town In Sul Gov.	1,157,123.00
Iraq	Van Co.	Construction Of 6 Classroom School And 1.21 Km Service Road In Miza-ahmed Village	976,947.00
Iraq	Eron Co.	Construction & Upgrading/Self Built Housing For The Vulnerable Families In Qaladiza Town	949,205.00
Iraq	Bahra Co.	Construction Of Four Halls In Ala, Brayee, Qandil And Shaheed Bahram Schools In Erbil City Centre	815,415.40
Iraq	Sarhad Co.	Construction Of One 6 Classroom Primary School (Type E) And 30 M Length Servcie Road In Mamzawe Village, Ainkawa Sub-district In Erbil Governorate	814,700.00
Iraq	Hama Gharib Co.	Construction Of Education Department Warehouse In Bakrajo Quarter	806,491.00
Iraq	Ikhwan Co.		769,000.00
Iraq	Zarya Co.	Complementary Service Projects For Idps (275) Self Built Housing In Penjween Town	744,676.00
Iraq	Osman Q.co.	Construction Of Water And Sewerage System Project In Barkew Quarter In Saidsidiq Town In Sul Gov	712,193.00
Iraq	Hawkar Co.		705,100.00
Iraq	Saroo Co.		545,549.00
Iraq	Zafer Co.		501,682.00
Iraq	Bivan Co.	Construction Of Secondary 12 Classroom School In Rapreen Quarter, Sul Gov	400,465.00
Iraq	Nadir Oglu Co.		387,338.00
Iraq	Aran Co.		383,050.00
Iraq	Sheraz Co.	Construction Of 84 Self Built Houses In 3 Locations	371,667.00

**Major Subcontracts placed by Agency during 2003**  
(Contracts of USD 30,000 or more)

Agency/Country Procurement	Name of supplier	Description of goods (equipment)	Total Cost (USD)
<b>UNON cont.</b>			
Iraq	Hawler Co.	Construction Of One 12 Classroom School, Staff House And 1.1 Km Length Service Road In Baserma Collective Town, Harir Sub District	365,486.00
Iraq	Kardo Co.	Construction Of 30 Self Built Houses In 3 Locations	351,827.00
Iraq	Hustan Co.	Construction Of 73 Self Built Houses In Three Locations	349,872.00
Iraq	Sima Co.	Renovation Of Daboka Students Hostel	322,714.00
Iraq	Pary Co.	Construction Of 35 Self Built Houses For Idp Families In Sheladze Town, Deralok Sub District	275,361.00
Iraq	Tovi Co.	Provision Of Emergency Drinking Water For Idps Completed Houses	271,196.00
Iraq	Qala Co.	Construction Of 3.475 Km Access Road For Idp Families Apartments In Zakho City	264,941.00
Iraq	Waled Co.	Construction Of Dormitory Home, Access Road 0.15km Length And A Pipe Sewerage 160m Length In Hareer Sub-district	214,335.00
Iraq	Kamaran Co.	Construction Of 83 Self Built Houses In 3 Locations (31 In Shiwan Village, 18 In Rulka Village And 33 In Brayim Village)	211,906.00
Iraq	Iaa Lngo	Construction Of 61 Self Built Houses (Type A, 2 Bedrooms) In Dashtee Hawler District Center In Erbil Governorate	208,678.00
Iraq	Astera Co.	Construction Of 81 Self Built Houses In 4 Locations	197,853.00
Iraq	Heran Co.	Renovation Of Binaslawa Sub-district	160,968.00
Iraq	Halaz Co.	Construction Of 118 Self Built Houses (Typea, Two Bedrooms) In Daratoo Sub-district, Dashtee Hawler District In Erbil Gov.	125,104.00
Iraq	Dirya Co.		95,309.00
Iraq	Lara Co.		77,247.00
Iraq	Barozh Co.		75,404.00
Iraq	Brayan Co.		73,990.00
Kenya	Smi	Distribution, Warehousing Of Publications	702,826.05
Kenya	Payless Car Hire & Tours	Un Staff Trasportation	481,152.70
Kenya	Tabaki	Diplomatic Pouch Services	223,025.00
Kenya	First Computers	Computer Hardware & Software Maintenance	221,867.20
Kenya	Posta Kenya	Postal Mail Services	187,046.75
Kenya	Kinetic Controls Ltd.	Electrical, Mechanical & Catering Equipment Maintenance	147,741.00
Kenya	Dhl	Courier Mail Services	147,150.71
Kenya	Professional Clean Care Ltd.	Cleaning Services	126,114.60
Kenya	Urgent Cargo Handling Ltd.	Clearing And Forwarding	118,421.00
Kenya	Varsani Enterprises	Building & External Works	110,030.00
Kenya	Diani Flowers & Landscaping	Landscaping & Gardening Services	103,553.00
Kenya	Pegrume And Co. Ltd.	Operation & Maintenance Of Pabx & Data Cabling	90,000.00
Kenya	Lifespring Counselling And Training Centre	Psychosocial Care Support Services	49,332.00
Kenya	Transami	Clearing And Forwarding	49,088.70
Kenya	Skytech Comm. Resources Ltd.	Maintenance Of Simultaneous Intepretation & Voting Equip.	46,416.00
Kenya	Skytech Comm. Resources Ltd.	Simultaneous Intepretation & Voting Equip. Maintenance	45,432.00
Kenya	Symphony	Sun/Unix System Maintenance	31,972.00
United Kingdom	Earprint	Design, Layout, Artwork, Performance & Printing Of Case Studies Report	174,875.00
<b>UNOPS</b>			
Afghanistan	Mine Detection And Dog Center (Mdc)	Explosive ordnance disposal or mine	1,653,828.00
Afghanistan	Mine Clearance Planning Agency (A)	MCPA Contract - 2003 Payments	500,088.00
Afghanistan	Afghan Technical Consultants (Atc)	ATC Contract - 2003 payments	453,868.00
Argentina	Gramatica,Guerrero,Morini,Pisani&Ur	Consultancy and Supervision of the construction of a prison	146,000.00
Benin	Audit Conseil Developpement	International law	90,706.00
Brazil	Institute For Society,Populations A	Environmental management	78,650.00
Brazil	Fundacao De Apoio A Universidade Se	Energy policy and management	75,000.00
Cameroon	Etablissement Rececomabi	Training	77,496.00
Cameroon	Audirex	International law	35,000.00
Canada	Capra International Inc	Economics, statistics, feasibility,	363,736.50
Canada	Le Groupe-conseil Baastel ltee	Environment	65,287.00
Canada	Econoler International	Environment	62,013.00
Canada	Econoler International	Environment	37,213.00
Canada	Policy Research International	Sectoral and policy studies	30,000.00



**Major Subcontracts placed by Agency during 2003**  
(Contracts of USD 30,000 or more)

Agency/Country Procurement	Name of supplier	Description of goods (equipment)	Total Cost (USD)
<b>UNOPS cont.</b>			
Denmark	Cowi A/S	Environmental Sensitivity Map, Coastal Area of Ghana	400,102.14
Denmark	Scanagri Denmark A/S	Consultancy for organic development of quinoa	269,891.00
Denmark	Development Associates A/S	Management development and training, Eritrea	249,322.24
Denmark	Energy Consulting Network	Nonconventional energy resources	158,668.00
Denmark	Danchurch Aid	Explosive ordnance disposal or mine	54,475.00
Denmark	Ramboll	Transfer of technology	40,000.00
Egypt	Association For Developmt And Enhan	General management services	64,413.00
Egypt	The National Center For Judicial St	Legal services	56,000.00
Egypt	The Arab Office For Youth And Envir	Environmental management	45,290.00
Ethiopia	Organization Of African Unity	General management services	1,000,000.00
Fiji	loi - Pacific Islands	Marine resources. Train Sea Coast	64,182.00
France	Fondation Sansouire-tour	Environment	53,615.20
France	Gret	Development, general. Microfinance - Africa	30,971.81
Germany	Help	Explosive Ordnance Disposal	253,865.00
Germany	University Of Essen	Environmental protection. Contract for Services.	66,900.00
Germany	Ecologic, Institute For Int'l And E	Environmental protection. International commission of the pr	37,710.00
Guinea-bissau	Lutcam	Explosive ordnance disposal (OBMO 68453 related)	250,581.00
Hungary	Makk Magyar Kornyezetgazdasagtani K	Environmental protection	60,175.00
India	Summa Computer Aids And Eng	Computer project management	65,000.00
India	Centre For Environmental Education	Environmental management	59,325.00
India	Dscl Energy Services Ltd	Environment	53,883.00
Indonesia	Yayasan Bina Usaha Limkgungan (Ybul	Environmental management	79,300.00
Italy	Idli (International Development Law	General management services	80,000.00
Jordan	Al-ahliyya Amman University	Training	87,480.00
Jordan	Syntax Digital	Printing, publishing and bookbindin	69,500.00
Lebanon	Madamek Research And Study Firm In	Database Development	59,900.00
Lebanon	Madamek Research And Study Firm In	Database Development	59,900.00
Malaysia	Third World Network (Malaysia)	Social development	150,000.00
Mozambique	Abaco - Construcoes E Engenharia, L	Architecture, engineering, construc	99,406.88
Mozambique	Cogemo Lda	Architecture, engineering, construc	81,126.23
Nigeria	Zero-corruption Coalition Nigeria	Training	35,000.00
Norway	Tv Communication	Production of TV Documentaries for Children	42,147.24
Peru	Consortio Piedras Gordas	Construction of a prison complex in Piedras Gordas, PER/02/R	6,000,000.00
Peru	Consortio Wiese-proyectos Del Norte	70% del monto total de USD 186,945.86 para Arquitectura.	386,251.03
Peru	Ciesa Contratistas Generales S.a.c.	Anticipo de 30% para las obras de Remodelacion y Ampliacion	160,340.98
Peru	Consortio Dycltel - Cbb	1. Anticipo de la Obra Remodelacion y Ampliacion del Estado	159,381.04
Peru	Ciesa Contratistas Generales S.a.c.	80% del monto total de USD 102,468.57 para Trabajos	108,117.03
Singapore	Refac	Environment	112,840.00
South Africa	Denel (Pty) Limited	MECHEM CONTRACT 2003	7,055,405.00
South Africa	New Partnership For Africa's Develo	Trade and business services	1,579,439.00
South Africa	Denel (Pty) Limited	Explosive ordnance disposal or mine	1,473,099.00
South Africa	Denel (Pty) Limited	Explosive ordnance disposal or mine	706,673.00
South Africa	Denel (Pty) Limited	UNOPS/MECHEM CTRCT - MINE CLEARANCE & EOD	570,277.00
South Africa	Denel (Pty) Limited	Explosive ordnance disposal or mine	194,726.00
South Africa	University Of Cape Town	Oceanography and hydrology. Year 2003	103,300.00
South Africa	Enviro-fish Africa (Pty) Ltd	Water resources development. Year 2003	68,975.00
South Africa	University Of Cape Town	Environment	49,999.00
South Africa	Enviro-fish Africa (Pty) Ltd	Water resources development. YEAR 2003	40,500.00
South Africa	Enviro-fish Africa (Pty) Ltd	Water resources development. LMR - Year 2003	39,978.00
South Africa	University Of Cape Town	Marine resources. Year 2004	30,700.00
Spain	Institut Internacional De Governabi	System design and development	348,301.00
Sweden	Sweco International	WATER RESOURCES ASSESSMENT & DEVELOPMENT PLAN, PI	272,319.00
Sweden	Sweco International	Design and implementation of energy sector database, Ecuador	220,619.27
Sweden	Indevelopp Uppsala Ab	DEMOCRATIC GOVERNANCE THROUGH INFORMATION AND CC	192,473.32
Sweden	Ipm, Institute Of Public Management	Regional development planning and decentralization	147,655.26
Sweden	Swedish Rescue Services Agency	Explosive ordnance disposal or mine	31,212.48

**Major Subcontracts placed by Agency during 2003**  
(Contracts of USD 30,000 or more)

Agency/Country Procurement	Name of supplier	Description of goods (equipment)	Total Cost (USD)
<b>UNOPS cont.</b>			
Switzerland	S3 Ag, Switzerland	Correction to line 2 to change BL from IRQ/02/R72 to IRQ/02/	4,605,105.00
Tunisia	L'audit Environnemental	Environmental management	43,362.00
United Kingdom	Armor Group Services Llc	Amendment 1 to UNOPS/ArmorGroup QA Ctrct	1,446,554.00
United Kingdom	Exploration Logistics Group Plc/Min	Explosive ordnance disposal or mine	1,253,257.00
United Kingdom	Afrifinance	General management services	1,174,320.00
United Kingdom	Exploration Logistics Group Plc/Min	Explosive ordnance disposal or mine	1,031,858.00
United Kingdom	Mines Advisory Group	Site survey planning	758,206.00
United Kingdom	Exploration Logistics Group Plc	Contract UNOPS/MineTech	562,477.00
United Kingdom	Ortv Ltd	Radio communications and television	121,000.00
United Kingdom	Cranfield University	Specialised management training	117,721.00
United Kingdom	University Of Plymouth	Water resources development.	96,825.00
United Kingdom	Ecosecurities Ltd	Climatic change	37,500.00
United Kingdom	lied-international Institute For En	Regional development	32,500.00
USA	Resident Representative (Generic)	International law	2,790,043.00
USA	Ronco Consulting Corporation	Explosive ordnance disposal or mine	1,489,686.00
USA	Survey Action Center	Trade and business services	1,312,041.00
USA	Rappa Inc	Environment	637,500.00
USA	Resident Representative (Generic)	International law	507,210.00
USA	Resident Representative (Generic)	International law	479,700.00
USA	Towers Perrin	Trade and business services	337,850.00
USA	Vietnam Veterans Of America Foundat	Amendments 1 & 2 to VVAF ctrct	276,189.00
USA	Rare Species Conservatory Foundatio	Transportation, storage and materia	254,041.00
USA	Resident Representative (Generic)	Construction	250,272.39
USA	Towers Perrin	Trade and business services	215,557.00
USA	Cambridge Foundation For Peace	Information technology	205,600.00
USA	Resident Representative (Generic)	International law	198,572.00
USA	National Democratic Institute For I	Training	175,000.00
USA	Tulane University	Training	175,000.00
USA	The Research Foundation Of State Un	General management services	160,000.00
USA	Cisco Systems Inc	Product support services	108,000.00
USA	G Quinn Information Design	Trade and business services	104,825.00
USA	Corpo Graphics Inc	Printing services	98,800.00
USA	Resident Representative (Generic)	Office buildings construction	98,256.47
USA	Resident Representative (Generic)	Mine Action Activities	94,440.00
USA	Lexida	International law	90,531.00
USA	Resident Representative (Generic)	International law	88,587.00
USA	Hesperian Foundation	Printing, publishing and bookbindin for the Water Initiative	88,000.00
USA	Mt Data Consulting, Inc.	Computer related services n.e.c.	86,400.00
USA	MIs/Multi-language Service Inc	Translation	81,430.00
USA	Resident Representative (Generic)	Rural development	69,783.00
USA	Resident Representative (Generic)	Office buildings construction	69,159.86
USA	Resident Representative (Generic)	Rural development	63,461.00
USA	Sustainable Energy Solutions	Environment	53,680.00
USA	Resident Representative (Generic)	Environmental engineering, science	52,500.00
USA	Southland Sp	Trade related services, other	48,000.00
USA	Partnership For Transparency Fund	Economics, statistics, feasibility,	46,296.00
USA	Pls Using Vendor Id 10758	Computer related services n.e.c.	40,000.00
USA	Critical Masses Technology Inc	Trade and business services	39,260.00
USA	Real Design Associates Inc	Trade and business services	39,060.00
USA	MIs/Multi-language Service Inc	Translation	35,600.00
USA	Resident Representative (Generic)	General management services	35,006.00
USA	Thames Printing Company Inc	Printing, publishing and bookbindin	33,929.00
USA	Wire One Technologies, Inc.	Trade and business services	32,439.50
USA	Georgiana Goodwin Design	Printing, publishing and bookbindin	31,500.00
<b>UNOV</b>			
Austria	Bauschutz GesmbH	Perimeter fence	1,406,965.18
Austria	Canon GMBH	Photocopying machine	323,377.73
Austria	Katsi Koni ameri Information Technologies	Consultant company	267,000.00
Austria	Gruenling GMBH	Supplies	243,103.89
Austria	DHL International Gmbh	Courier services	224,054.06
Austria	Spring G3 Worldwide Mail Services Gmbh	Bulk mail	223,880.60
Austria	eTEL AUSTRIA AG	Telephone services	217,192.54
Austria	Xerox Austria Gmbh	Photocopying machine	94,404.29
Austria	Aplus Informationstechnologie	Telephone services	93,398.35
Austria	Colt telecom Austria GMBH	Internet service	77,436.13
Austria	Siemens AG Oesterreich	Automatic number plate recognition system	73,119.40
Austria	Holzhausen Druck and Medien Gmbh	Printing service	56,022.87
Austria	Rogner-Bad Blumau Hotel & Spa	Hotel accommodation	53,884.27
Austria	Compeco Handels-Gmbh	Maintenance of AS 400	52,822.44
Austria	Madras Computer Vertriebs GmbH	Computer instalation	51,336.22
Austria	Hewlett Packard GMBH	Servers maintenance	43,646.08
Austria	Elektro Polst Gmbh	Container server room cabling	38,103.62
Austria	Josef Neuburg & Sohn	Laundry services	31,726.37

**Major Subcontracts placed by Agency during 2003**  
(Contracts of USD 30,000 or more)

Agency/Country Procurement	Name of supplier	Description of goods (equipment)	Total Cost (USD)
<b>UNOV cont.</b>			
Finland	Also Starring	Video production	77,820.88
Germany	People Soft Gmbh	Maintenace contract	64,395.00
Germany	Swets Information Services Gmbh	Subscription renewal	47,500.00
Germany	Lexisnexis Information Services Gmbh	Library information	42,500.00
Slovakia	Invecon S.R. O.	Printing service	70,518.72
United Kingdom	MDS IT Recruitment Specialist	Systems development	89,907.97
United Kingdom	Endeavor Information Systems	Library automation	67,318.00
USA	Filmcomm TV Access	Production of videos	43,500.00
USA	Jane's Information Group	Library information	31,524.20
<b>UNV</b>			
Belguim	SITA Cooperative Society	Network Services	45,000.00
Germany	Westtours	Travel Agency Services	7,650,000.00
Germany	MCI Worldcom	Telephone Services	250,000.00
Germany	SWB	Electricity	250,000.00
Germany	Koetter Security	Security Services	240,000.00
Germany	Germania	Cleaning Services	150,000.00
Germany	Otto-Benneke-Stiftung	Utility Charges	128,000.00
Germany	Elektro Wimmer	Electrical Installatins	125,000.00
Germany	Deutsche Telekom	Telephone Services	90,000.00
Germany	Pieczkowski	Carpeting	52,000.00
Germany	Tenovis	Telephone System Management	50,000.00
Germany	DFN	Internet Subscription	30,000.00
<b>WFP</b>			
Australia	Horton-ella Marketing Pty Ltd	Rugby World Cup	\$48,920.86
Canada	Results-based Management Group (Rbm)	Rbm Training	\$488,753.00
Canada	Results-based Management Group (Rbm)	Rbm Training	\$97,627.50
France	Cls Collecte Localisation Satellite	Satellite Monitoring Syst	\$727,765.72
France	Cls Collecte Localisation Satellite	Data Transmission/Processing	\$168,000.00
France	Insead	Hrc-insead-wpprof'l-devpt-progr-dec03	\$50,000.00
Germany	Hegenscheidt - Mfd Gmbh & Co. Kg	Major Overhaul Of Krc Lathe Machine	\$184,000.00
India	Manford Allianz Private Limited	Manfordallianz-360instrument	\$35,751.00
Italy	Fondiarria Lasa S.p.a.	Rental Of Wfp Premises - Hq - 2003	\$4,410,284.99
Italy	Ibm Italia S.p.a.	Sap Licences	\$2,310,861.00
Italy	Terma Srl	It Support Services	\$667,050.00
Italy	Structuretone S.r.l.	Design-build Of Server Room In Red Tower	\$536,812.15
Italy	Deepend	Educational Cd-rom	\$482,000.00
Italy	Asystel S.p.a.	Ms Pn269-05709 Office Pro	\$450,078.60
Italy	Telecom Italia S.p.a.	Telecomitaliabills-3rd,4th,5th,6thbim.03	\$430,935.00
Italy	Asystel S.p.a.	Ms E85-00347 Widows Xp Pro	\$379,220.07
Italy	Cofathec Servizi Spa	Renovation	\$371,500.00
Italy	Acea-electrabel Elettricit'a' Spa	Funds For Acea Electricity 2003	\$320,000.00
Italy	La Tecnica S.r.l.	Funds For 2003 - Contr. 012/02 Msa-01	\$300,000.00
Italy	Xerox S.p.a.	Funds For Xerox 2003	\$237,762.00
Italy	Ibm Italia S.p.a.	Hr/Payroll Project/Ibm Consultancy Days	\$215,880.00
Italy	Telespazio S.p.a.	Telespazio Invoices	\$207,308.98
Italy	La Tecnica S.r.l.	Technical Maintenance	\$200,000.00
Italy	Securpol S.r.l.	12-month Contract With Securpol	\$184,860.00
Italy	Telespazio S.p.a.	Telespazio Invoices	\$180,486.66
Italy	Cofathec Servizi Spa	Technical Maintenance	\$174,000.00
Italy	Cofathec Servizi Spa	Gazebo Winterization	\$172,209.03
Italy	Ibm Italia S.p.a.	Ibm/Ictc Consultancy	\$171,428.57
Italy	Asystel S.p.a.	Ms Office Win32 English Lic/Sa Pack Mvl	\$165,326.60
Italy	Vodafone Omnitel - Milano	Vodafone Omnitel Contract	\$163,048.00
Italy	Vodafone Omnitel - Milano	Vodafone Omnitel	\$150,000.00
Italy	Enterprise Digital Architects Spa	Contract 012/01-ict 02 (Ericsson)	\$143,970.70
Italy	Ibm Italia S.p.a.	Sap R/3 Maintenance For 2003	\$125,747.00
Italy	Cofathec Servizi Spa	Technical Maintenance	\$123,556.98
Italy	Telespazio S.p.a.	Telespazio Invoices Jul.02/Jan.03	\$122,592.88
Italy	Xerox S.p.a.	Extra Copies (B/W And Color) Year 2002	\$120,269.82
Italy	Vodafone Omnitel - Milano	Vodafone Omnitel Contract	\$119,958.43
Italy	Fondiarria Lasa S.p.a.	Rent	\$116,666.66
Italy	Telecom Italia S.p.a.	Telecom Italia Bills	\$103,739.64
Italy	Ibm Italia S.p.a.	Odo/Ibm/Lta Consultancy Services	\$102,290.00
Italy	Vodafone Omnitel - Milano	Vodafone Omnitel Contract	\$99,390.74
Italy	Global Knowledge Network Italia Srl	Additional 2400 Ondemand User Licenses	\$95,011.88
Italy	Ricoh Point S.p.a.	Print Equipment Contract	\$89,239.54

**Major Subcontracts placed by Agency during 2003**  
(Contracts of USD 30,000 or more)

Agency/Country Procurement	Name of supplier	Description of goods (equipment)	Total Cost (USD)
<b>WFP cont.</b>			
Italy	Telecom Italia S.p.a.	E1 Circuit Vsat	\$86,867.02
Italy	Sivet S.r.l.	Sivet Invoice 118/As	\$86,235.16
Italy	Eur Trade Center Srl	Eurtradecenter Rent	\$85,523.16
Italy	Telespazio S.p.a.	Telespazio Invoices Various	\$85,463.32
Italy	Ibm Italia S.p.a.	Ibm Consultancy	\$85,000.00
Italy	Telecom Italia S.p.a.	Telecom Italia Bills	\$84,374.13
Italy	Telecom Italia S.p.a.	Funding For Telecom It Line 650622/11	\$82,134.23
Italy	Novell Italia S.r.l.	Novell Pnmnt-005653-001 Netware	\$77,729.50
Italy	Sivet S.r.l.	Sivet Spares/Repairs	\$76,000.00
Italy	Johnson Controls	Up Grade Of Centralized Build.autom.syst	\$75,624.13
Italy	Global Knowledge Network Italia Srl	Ondemand-maintenance&Support	\$73,159.15
Italy	Dab - Sistemi Integrativi	Extension Security System 1st Flr. Red	\$71,113.07
Italy	Sivet S.r.l.	Technical Assistance	\$69,268.03
Italy	Oracle Italia S.p.a.	Oracle Licence, Personaledition	\$68,631.57
Italy	Ibm Italia S.p.a.	Ibm/Icti Consultancy	\$68,308.03
Italy	Italgas Più Spa-gestione Oper.credi	Funds For Italgas 2003	\$65,000.00
Italy	Italgas Più Spa-gestione Oper.credi	Gas	\$60,000.00
Italy	The Image Bank Italia Snc	Photo Archive Software	\$59,530.88
Italy	Sefinvest Azienda Srl	Rental Business Center Premises	\$57,846.40
Italy	Deepend	Website Design-rugby World Cup Australia	\$55,706.96
Italy	Sara Snc Di Saracini S. & C.	50 Seater Shutt.bus Serv.2003(consorzio)	\$53,000.00
Italy	Fondiarria Lasa S.p.a.	Hq Bldg. Security Deposit 1st Floor Red	\$51,531.21
Italy	Dhl Express (Italy) S.r.l.	Funds For Dhl 2003	\$50,000.00
Italy	Dhl Express (Italy) S.r.l.	Courier	\$50,000.00
Italy	Cofathec Servizi Spa	Archives Renovation	\$49,366.92
Italy	Telespazio S.p.a.	Telecommunication Services	\$48,075.00
Italy	Casa San Bernardo	Conference Services	\$47,549.89
Italy	Ibm Italia S.p.a.	Ictc/Ibm Consultancy Days	\$45,708.00
Italy	Ugo Quintily Stabilimento	Printing	\$45,207.37
Italy	Rinaldo Rinaldi S.r.l.	Contr. Rinaldi-015/01	\$40,000.00
Italy	Gisa Gestione Alberghiere Srl	Cdtraining	\$39,285.71
Italy	Oracle Italia S.p.a.	Oracle Renewal Of Support Service 2003	\$38,942.84
Italy	De Besi Di Giacomo Spa	Insurance	\$38,893.65
Italy	Eur Trade Center Srl	Off Eurtradecenter-services	\$37,560.21
Italy	Solutions Enterprise Consulting	Icti/Lta Solutions Enterprise Consulting	\$36,500.00
Italy	Solutions Enterprise Consulting	Icti/Lta Solutions Enterprise Consulting	\$35,986.00
Italy	Deepend	Website Maintainance	\$35,000.00
Italy	Eur Trade Center Srl	Off Eurtradecenter-services	\$34,874.97
Italy	Vodafone Omnitel - Milano	Vodafone Omnitel	\$33,404.00
Italy	Litav (Advanced Maritime Training)	Port Facility & Ship Security Training	\$32,422.80
Italy	Business Objects S.p.a.	Business Objects, Renewal Maintenance	\$31,446.00
Italy	Sograf S.r.l.	Printing	\$31,317.10
Italy	Sara Snc Di Saracini S. & C.	Bus Service	\$30,000.00
Netherlands	Xantic B.v.	Satellite Traffic Charges - Xantic	\$67,793.99
Netherlands	Xantic B.v.	Satellite Traffic Charges - Xantic	\$55,106.67
Netherlands	Xantic B.v.	Satellite Traffic Charges - Xantic	\$45,367.79
Netherlands	Xantic B.v.	Satellite Traffic Charges - Xantic	\$35,818.13
Norway	Telenor Satellite Services As	Satellite Traffic Services	\$92,996.97
Norway	Telenor Satellite Services As	Satellite Traffic Services	\$46,697.85
Norway	Telenor Satellite Services As	Satellite Traffic Services	\$40,553.54
Sweden	Swe-dish Satellite Systems Ab	Satellite Traffic Services	\$433,808.57
Switzerland	Hcb Sa	Conference Services	\$62,342.15
Uganda	Minex Karia And Alnasir Gulamhussei	Rent	\$287,703.00
United Kingdom	At&T Istel	Vsat Installation	\$1,587,473.33
United Kingdom	Willis Ltd	Malicious Acts Insurance Premium	\$476,500.00
United Kingdom	Nao-national Audit Office	External Audit Fees	\$475,000.00
United Kingdom	Reuters Foundation	Advoc./Media Training Programme	\$257,103.00
United Kingdom	Chevin Computer Systems Ltd	Fleet Wave Web-based System Fuel	\$78,300.00
United Kingdom	Cambridge Associates Limited	Ca-contr.invest.mng.search	\$60,000.00
United Kingdom	Willis Ltd	Additional Premium From31/03/02-30/04/03	\$58,356.00
United Kingdom	Delahaye Medialink Worldwide	Newsclipping Service	\$41,500.00
USA	Bbdo Worldwide	Bbdo - Strategic Communications Projec	\$325,000.00
USA	Interworks, Llc	Emergency Needs Assessment Training	\$165,000.00
USA	The Gelfond Group, Inc.	Wfpglobalsurvey	\$155,000.00
USA	Bbdo Worldwide	Strategic Communications Project	\$150,000.00
USA	Bbdo Worldwide	Strategic Communications	\$150,000.00
USA	Bbdo Worldwide	Strategic Communications	\$150,000.00
USA	Bbdo Worldwide	Strategic Communications	\$110,000.00
USA	Seufert, Edwards & Associates	Consultancy For Decentralization Review	\$95,700.00
USA	Designed Learning	Designedlearning	\$64,000.00
USA	Hewitt Associates Llc	Hewitt-act-study Sps 2003	\$55,500.00

**Major Subcontracts placed by Agency during 2003**  
(Contracts of USD 30,000 or more)

Agency/Country Procurement	Name of supplier	Description of goods (equipment)	Total Cost (USD)
<b>WMO</b>			
Brazil	Comp Line	Forecast of weather and monitoring	402.56
Brazil	Instituto De Pesquisas Hidraulicas Da Faurgs	Studies in hydrology	176.257
France	Agralis Services	Training for cloud seeding	146.73
Mexico	Planeación, Sistemas Y Control S.a. De C.v.	Redesign of hydrometeorological networks	59.5
New Zealand	Meteorological Service	Renovation of the upper air station	176.26
New Zealand	Meteorological Service	Installation of accessories for hydrogen generators	53.03
Slovak Republic	Ibl Software Engineering	Climatological database management system	46.65
Switzerland	Swiss Federal Laboratories For Materials Testing	Modification and testing of environmental equipment	39.19
UAE	Envimet Integrated System	Installation of numerical prediction models	180.00

# **TOP TEN ITEMS/PRODUCT GROUPS**

**All Sources of Funding**

**(UN SYSTEM)**



**TOP TEN ITEMS/PRODUCT GROUPS PROCURED BY AGENCY DURING 2002**

**Agency: ECLAC**

Rank	Items/Product Group	No. of PO's	Value (USD)
1	Construction Work And Site Management	2	\$1,118,480.63
2	Pc Hardware Maintenance And Support	17	\$381,710.36
3	Leasing Or Rental Services	7	\$198,165.06
4	Cleaning Services	19	\$164,548.82
5	Micro-computers	16	\$139,832.28
6	Data Processing Services	7	\$133,215.04
7	Printing Services	38	\$122,378.32
8	Expendables For Use With Edp Equipment	16	\$116,295.31
9	Office Equipment Leasing And Rentals	27	\$112,419.07
10	Computer Systems, Special Purpose Other	2	\$102,649.69
		<b>151</b>	<b>2,589,694.58</b>
<b>Total number of purchase orders raised during 2003:</b>		<b>1,199</b>	

**Agency: ESCAP**

Rank	Items/Product Group	No. of PO's	Value (USD)
1	General Construction Services	29	\$633,704.25
2	Architectural & Engineering Service	2	\$425,578.90
3	Publications	247	\$377,972.51
4	Services, Others	93	\$314,659.85
5	Cleaning Services	11	\$306,500.88
6	Pc, Desktop	15	\$279,537.88
7	Computer Hardwares/Softwares & Supplies	8	\$255,877.91
8	Building Maintenance, Others	11	\$171,236.94
9	Electrical Items	160	\$137,318.97
10	Softwares	61	\$126,191.91
		<b>637</b>	<b>3,028,580.00</b>
<b>Total number of purchase orders raised during 2003:</b>		<b>1,053</b>	

**Agency: ESCWA**

Rank	Items/Product Group	No. of PO's	Value (USD)
1	Operation & Maintenance Services	34	\$343,293.30
2	Cleaning & Gardening Services	17	\$154,199.96
3	It Equipment	7	\$140,565.66
4	Blast Proof Films	8	\$117,088.00
5	It Equipment	10	\$89,672.63
6	Security Items	5	\$71,310.00
7	Construction Services	1	\$52,116.86
8	Catering Services	42	\$49,807.00
9	It Equipment	1	\$48,500.00
10	Sound System	2	\$48,042.94
		<b>127</b>	<b>1,114,596.35</b>
<b>Total number of purchase orders raised during 2003:</b>		<b>419</b>	

**Agency: IAEA**

Rank	Items/Product Group	No. of PO's	Value (USD)
1	Laboratory Equipment and Supplies	577	4,414,065.15
2	Reactor, Fuel	2	3,800,050.00
3	Nuclear Research / Radiation Monitoring Instruments	184	3,234,591.33
4	Nuclear Medicine Equipment	270	2,969,013.07
5	Services, Technical	34	1,686,081.38
6	Radiotherapy Planning System	7	1,262,686.18
7	Gamma Camera	6	1,100,562.47
8	Services, Waste Conditioning	4	909,013.58
9	Radiotherapy Equipment - Brachytherapy Equipment	6	870,923.18
10	Chemicals	277	780,435.08
		<b>1,367</b>	<b>21,027,421.42</b>
<b>Total number of purchase orders raised during 2003:</b>		<b>3,323</b>	

**TOP TEN ITEMS/PRODUCT GROUPS PROCURED BY AGENCY DURING 2002**

**Agency: IAEA T.T Goods**

Rank	Items/Product Group	No. of PO's	Value (USD)
1	Surveillance/control systems	36	\$5,104,540.00
2	Processing units for EDP and accessories and parts thereof	552	\$3,063,075.00
3	Software, computer, including manuals	315	\$2,095,645.00
4	Laboratory equipment	205	\$1,772,137.00
5	Input/output units for EDP, accessories and parts thereof	657	\$1,743,003.00
6	Measuring, checking and testing instruments and appliances	104	\$1,127,370.00
7	Electricity distribution or control apparatus and equipment	128	\$864,688.00
8	Furniture	113	\$653,055.00
9	Pulp, paper and paperboard	185	\$644,599.00
10	Expendables and accessories for use with EDP equipment	285	\$551,563.00
		<b>2,580</b>	<b>17,619,675.00</b>

**Total number of purchase orders raised during 2003:**

**Agency: IAEA T.T Services**

Rank	Items/Product Group	No. of PO's	Value (USD)
1	Special purpose equip. & machinery maintenance and repair	314	\$2,893,328.00
2	Engineering services	35	\$1,728,089.00
3	Automation strategies and MIS	18	\$1,528,640.00
4	Leasing or rental services	38	\$1,214,936.00
5	Cartographic services	15	\$1,043,845.00
6	Quality control	38	\$990,634.00
7	Vocational training	54	\$791,267.00
8	Telecommunications	27	\$713,945.00
9	Installation of machinery and equipment	42	\$509,623.00
10	General building maintenance	86	\$458,692.00
		<b>667</b>	<b>11,872,999.00</b>

**Total number of purchase orders raised during 2003:**

**Agency: IAPSO**

Rank	Items/Product Group	No. of PO's	Value (USD)
1	Catalogue Vehicles		41,779,945.04
2	ITB/ RFQ Bidding		13,680,411.73
3	StopTB Catalogue		9,580,584.79
4	ITB/ RFQ Bidding		7,824,987.46
5	Other LTA		4,667,832.85
6	N/A		4,177,684.50
7	N/A		3,666,563.51
8	Motorcycles		2,378,944.60
9	Software		858,563.94
10	IT Catalogue		687,850.62
		<b>0</b>	<b>89,303,369.04</b>

**Total number of purchase orders raised during 2003:**

**Agency: ICAO**

Rank	Items/Product Group	No. of PO's	Value (USD)
1	Airp.rescue, Firefi. & Serv. Com. Vehicles, Mobile Watertank, Ambul.		\$17,354,414
2	Cns Modernization		\$11,000,000
3	Psr And Ssr		\$8,166,652
4	Aviation Security Equipment		\$5,971,464
5	Atc Radar And Aerodrome Simulation System		\$2,641,834
6	Arff Vehicles		\$2,549,196
7	Passenger Boarding Bridges		\$4,819,941
8	Awos/ Rvr		\$1,762,560
9	Rapid Intervention Vehicles (Riv)		\$1,700,000
10	Maintenance Equipment		\$1,624,987
		<b>0</b>	<b>57,591,048.00</b>

**Total number of purchase orders raised during 2003:**



**TOP TEN ITEMS/PRODUCT GROUPS PROCURED BY AGENCY DURING 2002**

**Agency: ILO**

Rank	Items/Product Group	No. of PO's	Value (USD)
1	Computer Eqpt	112	\$1,055,512.00
2	Construction and building	19	\$360,658.00
3	Vehicles	14	\$245,992.00
4	Training Eqpt	16	\$183,336.00
5	Office Eqpt	45	\$136,847.00
6	Office furniture	22	\$104,853.00
7	Miscellaneous	14	\$51,613.00
8			
9			
10			
		<b>242</b>	<b>2,138,811.00</b>

**Total number of purchase orders raised during 2003:**

**Agency: ITC**

Rank	Items/Product Group	No. of PO's	Value (USD)
1	Printing services		421697.32
2	Printing equipment rental		365111.77
3	Data communications systems		260624.8
4	Personal computers (PC)		237694.11
5	Business seminars		174093.33
6	Purchase of EDP storage unit		105242
7	Cleaning services		81159.04
8	Software application packages		65416.73
9	Cartridges for printers		58578.78
10	Translation		58522.05
		<b>0</b>	<b>1,828,139.93</b>

**Total number of purchase orders raised during 2003:**

**Agency: ITU**

Rank	Items/Product Group	No. of PO's	Value (USD)
1	Software/Hardware	69	\$877,685.90
2	Services/Training (formations, negotiations, consulting, trad.)	16	\$288,617.00
3	Office equipment/works	8	\$85,592.40
4	Publications	7	\$13,561.90
5	Miscellaneous	14	\$79,311.40
6			
7			
8			
9			
10			
		<b>114</b>	<b>\$1,344,768.60</b>

**Total number of purchase orders raised during 2003:**

**Agency: PAHO**

Rank	Items/Product Group	No. of PO's	Value (USD)
1	Vaccines		\$136,273,662
2	Freight Charges		\$10,068,912
3	Contractual Services		\$7,643,107
4	Agrochemicals		\$4,796,511
5	Other		\$4,150,911
6	Laboratory Supplies and Equipment		\$3,036,243
7	Computer Supplies and Equipment		\$2,715,865
8	Pharmaceuticals		\$2,253,286
9	Syringes and Needles		\$2,248,062
10	Veterinary Supplies and Equipment		\$1,053,986
			<b>174,240,545.31</b>

**Total number of purchase orders raised during 2003:**

**TOP TEN ITEMS/PRODUCT GROUPS PROCURED BY AGENCY DURING 2002**

**Agency: UNCTAD**

Rank	Items/Product Group	No. of PO's	Value (USD)
1	Hotel Reservation	14	209,513.00
2	Processing Units For Edp And Accessories And Parts Thereof	17	130,797.96
3	Office And Conference Rental Services	17	124,763.93
4	Catering Services	16	65,976.00
5	Conference Consultancy Services	2	59,700.00
6	Input/Output Units For Edp Accessories And Parts Thereof	15	57,010.65
7	Environmental Research And Development Services	1	55,000.00
8	Seminar And Conference Servicing	5	52,290.00
9	Motor Vehicles	2	45,000.00
10	Building Maintenance And Repair Services	2	32,142.86
<b>Total number of purchase orders raised during 2003:</b>		<b>91</b>	<b>832,194.40</b>

**Agency: UNESCO**

Rank	Items/Product Group	No. of PO's	Value (USD)
1	Computer equipment software and related		\$6,715,991.00
2	Scientific equipment & supplies		\$5,310,922.00
3	Printing, audio-visual equipment		\$2,478,895.00
4	Office equipment & supplies		\$1,684,915.00
5	Paper materials and products		\$1,592,874.00
6	Vehicles & components		\$1,565,213.00
7	Published products		\$1,426,122.00
8	Distribution systems, equipment & supplies		\$1,273,821.00
9	Educational equipment & supplies		\$1,233,562.00
10	Power generation & distribution		\$1,177,448.00
<b>Total number of purchase orders raised during 2003:</b>		<b>0</b>	<b>24,459,763.00</b>
		<b>264</b>	

**Agency: UNFPA**

Rank	Items/Product Group	No. of PO's	Value (USD)
1	Contraceptives Injectables/needles syringes	43	19,796,178
2	Contraceptives	31	6,377,865
3	Contraceptives	61	5,145,371
4	Contraceptives	2	3,170,000
5	Contraceptives	2	3,136,693
6	Contraceptives	16	2,369,640
7	Contraceptives	40	2,325,865
8	Vehicles	18	1,322,071
9	Medical Equipment/Pharmaceuticals	30	1,110,618
10	Contraceptives	3	1,063,600
<b>Total number of purchase orders raised during 2003:</b>		<b>246</b>	<b>45,817,901.00</b>
		<b>1,062</b>	

**Agency: UNHCR**

Rank	Items/Product Group	No. of PO's	Value (USD)
1	Corporate Services	146	\$13,634,279.00
2	Pickups & 4wds	115	\$11,081,965.00
3	Telecommunication Equipment	300	\$6,601,757.00
4	Specialised Vehicles	39	\$6,230,633.00
5	Freight For Po For Goods (Fr. Agreement)	407	\$5,673,444.00
6	Blankets	36	\$4,880,852.00
7	It Equipment/Software/Supplies	281	\$4,873,274.00
8	Cotton Canvas Double Fly Tents	4	\$3,786,201.00
9	Reinforced Plastic Tarpaulins	42	\$3,449,687.00
10	Kitchen Sets	25	\$3,492,231.00
<b>Total number of purchase orders raised during 2003:</b>		<b>1,395</b>	<b>63,704,323.00</b>
		<b>1,956</b>	

**TOP TEN ITEMS/PRODUCT GROUPS PROCURED BY AGENCY DURING 2002**

**Agency: UNIDO**

Rank	Items/Product Group	No. of PO's	Value (USD)
1	Ozone layer depletion - refrigeration and air conditioning		12,550,158
2	Ozone layer depletion - foams		4,745,541
3	Environmental protection services		4,526,481
4	Equipment to substitute CFC's for solvents and aerosols		3,483,217
5	Equipment on Greenhouses		2,717,680
6	Services related to mining, metallic ore		2,241,821
7	Laboratory equipment		2,148,858
8	Ozone layer depletion - solvents		2,095,500
9	Environmental protection services		1,896,610
10	Energy conservation management		1,705,537
		<b>0</b>	<b>38,111,403.07</b>

**Total number of purchase orders raised during 2003:**

**Agency: UNOG**

Rank	Items/Product Group	No. of PO's	Value (USD)
1	611- General Building Maintenance	278	\$8,638,667.99
2	641- Legal Specialisms	127	\$8,526,145.24
3	691- Leasing Or Rental Services	178	\$4,602,929.92
4	512- Engineering Design	13	\$4,170,696.64
5	513- Pre-erection And General Erection W	76	\$3,457,744.21
6	452- Micro-computers	339	\$2,423,104.04
7	321- Newsprint, Hand Made-paper And Punc	161	\$1,331,330.85
8	744- Operations, Maintenance And Support	108	\$1,244,866.58
9	792- Printing Services	269	\$1,212,493.58
10	491- Motor Vehicles, Passenger, Other	12	\$1,111,325.11
		<b>1,561</b>	<b>36,719,304.17</b>

**Total number of purchase orders raised during 2003:**

**3,935**

**Agency: UNON**

Rank	Items/Product Group	No. of PO's	Value (USD)
1	Building Materials	101	\$5,160,522.91
2	Equipment	143	\$4,276,420.59
3	Spare Parts	41	\$4,033,179.19
4	Petrol	8	\$1,117,098.07
5	Office Supplies	273	\$713,558.35
6	Software	42	\$475,677.86
7	Printers	56	\$457,126.48
8	Repairs, Maintainance & other services	143	\$360,966.21
9	Furniture	124	\$341,221.17
10	Vehicles	8	\$294,946.60
		<b>939</b>	<b>17,230,717.43</b>

**Total number of purchase orders raised during 2003:**

**Agency: UNOPS**

Rank	Items/Product Group	No. of PO's	Value (USD)
1	Maintenance of peace and security	16	\$21,886,615.48
2	Construction	2	\$6,250,272.39
3	Gas oils (diesel oil)	3	\$5,334,624.00
4	Domestic cooking and heating equipment	2	\$4,513,901.39
5	International law	8	\$4,280,349.00
6	Radio broadcast and television receivers	7	\$4,272,608.79
7	Agriculture machinery and parts thereof	1	\$3,942,432.00
8	Transportation, storage and materials handling	2	\$3,776,255.00
9	Trade and business services	9	\$3,720,371.50
10	Pharmaceutical products and vaccines	12	\$3,577,525.15
		<b>62</b>	<b>61,554,954.70</b>

**Total number of purchase orders raised during 2003:**

**1,082**

**TOP TEN ITEMS/PRODUCT GROUPS PROCURED BY AGENCY DURING 2002**

**Agency: UNOV**

Rank	Items/Product Group	No. of PO's	Value (USD)
1	Madras Computer Vertriebs Gmbh		\$612,828.17
2	Spp- Handels Gmbh		\$240,211.97
3	Acp Computer Handels Gmbh		\$132,582.44
4	Ivellio-vellin		\$115,725.75
5	Xerox Austria Gmbh		\$83,529.86
6	Computacenter Information Technology Solutions		\$64,398.55
7	Cisco Systems Inc		\$63,744.94
8	Kapsch Businesscom Ag		\$51,629.50
9	Posner Gmbh & Co Kg		\$47,873.68
10	Hali Bueromoebel Gmbh		\$46,700.12
<b>Total number of purchase orders raised during 2003:</b>		<b>0</b>	<b>1,459,224.98</b>
		<b>459</b>	

**Agency: UNPD**

Rank	Items/Product Group	No. of PO's	Value (USD)
1	Air Transportation Services	305	\$206,080,727.00
2	Chemical & Petroleum Products	736	\$94,437,095.00
3	Motor Vehicles/Parts & Transportation Equipment	1265	\$66,536,615.00
4	Freight Forwarding & Delivery Services	599	\$58,936,530.00
5	Telecommunication Equipment and Maintenance Services	1000	\$51,638,138.00
6	EDP Equipment and Maintenance Services	1742	\$49,994,477.00
7	Food Rations/Catering Services	255	\$41,651,419.00
8	Architecture, Engineering & Construction Related Services	485	\$31,675,208.00
9	Building Management & Maintenance	865	\$30,642,269.00
10	Travel and Related Services	11	\$30,366,538.00
<b>Total number of purchase orders raised during 2003:</b>		<b>7,263</b>	<b>661,959,016.00</b>

**Agency: UNRWA**

Rank	Items/Product Group	No. of PO's	Value (USD)
1	Flour	24	17,668,531.56
2	Whole milk	16	7,366,504.88
3	Drugs acting on the gastro intestine	273	6,621,940.46
4	Computer equipment	1,368	6,330,879.52
5	Miscellaneous non catalogue supplies	1,140	5,158,256.55
6	Oils	17	5,086,277.26
7	Miscellaneous non catalogue text books	38	4,781,446.21
8	Sugar	22	3,606,144.68
9	Pulses	34	3,559,806.87
10	Rice	26	3,516,500.18
<b>Total number of purchase orders raised during 2003:</b>		<b>2,958</b>	<b>63,696,288.17</b>
		<b>5,996</b>	

**Agency: UNU**

Rank	Items/Product Group	No. of PO's	Value (USD)
1	Facility Maintenance Services & Its Operation	77	\$245,902.00
2	Fhardware & Software Supply	76	\$158,032.00
3	Catering Services	23	\$55,203.00
4	Shin	6	\$47,004.00
5	Omega Communications	7	\$44,484.00
6	Tokyo Matsushita System	8	\$44,267.00
7	Jica Shuppankai	1	\$39,636.00
8	Nhk Joho Network	14	\$36,530.00
9	Toppan Forms	54	\$32,068.00
10	Lily Colour	35	\$29,291.00
<b>Total number of purchase orders raised during 2003:</b>		<b>301</b>	<b>732,417.00</b>
		<b>602</b>	

**TOP TEN ITEMS/PRODUCT GROUPS PROCURED BY AGENCY DURING 2002**

**Agency: UNV**

Rank	Items/Product Group	No. of PO's	Value (USD)
1	Telephone Services	3	\$440,000.00
2	Utilities	4	\$390,000.00
3	Computers, hard and software	13	\$303,500.00
4	Security Services	2	\$250,000.00
5	Cleaning Services	2	\$235,000.00
6	Graphic design and printing	15	\$140,000.00
7	Electrical installations		\$125,000.00
8	Maintenance and repairs		\$100,000.00
9	Mail services	4	\$60,000.00
10			
<b>Total number of purchase orders raised during 2003:</b>		<b>43</b>	<b>2,043,500.00</b>
		<b>77</b>	

**Agency: WFP**

Rank	Items/Product Group	No. of PO's	Value (USD)
1	Transport		\$662,013,517.00
2	Food		\$634,211,900.00
3	Warehousing and Logistics		\$36,416,909.47
4	Vehicles		\$19,945,694.68
5	IT Equipment		\$17,804,589.05
6	Office Services		\$17,671,278.27
7	Communication Equipment		\$16,653,836.76
8	Utilities and Rental		\$10,867,069.13
9	Office Supplies and Furniture		\$8,852,500.78
10	Training and conferences		\$6,813,392.67
<b>Total number of purchase orders raised during 2003:</b>		<b>0</b>	<b>1,431,250,687.81</b>

**Agency: WIPO**

Rank	Items/Product Group	No. of PO's	Value (USD)
1	Building works and materials		30,175,705.31
2	Consulting Services		9768441.233
3	It Software		6745176.908
4	Other Professional Services		4691281.08
5	It Equipement		2872804.376
6	Printing Services		2037735.773
7	Other Goods and/or Services		1888106.014
8	Consumable		1751046.313
9	Office Machines		1635995.367
10	Telecommunication Services		1265935.05
<b>Total number of purchase orders raised during 2003:</b>		<b>0</b>	<b>62,832,227.43</b>

**Agency: WMO**

Rank	Items/Product Group	No. of PO's	Value (USD)
1	Professional Services (technical and administrative)	78	1,445,275
2	Upper-air Stations and consumable articles	3	1,038,414
3	Computer Equipment, Accessories and Software	24	816,572
4	Automatic Weather Stations and Data Collecting Platforms	2	740,461
5	Meteorological Telecommunications Equipment	7	426,767
6	Meteorological and Hydrological Instruments	6	329,320
7	Motor Vehicles	3	115,948
8	Environmental Monitoring Equipment	2	114,932
9	Meteorological Satellite Receiving Equipment	1	112,773
10	Office Equipment	3	60,870
<b>Total number of purchase orders raised during 2003:</b>		<b>129</b>	<b>5,201,332.00</b>
		<b>140</b>	

# **PROJECT PERSONNEL**

**All Sources of Funding**

**(UN SYSTEM)**



**SUMMARY OF PROJECT PERSONNEL BY NATIONALITY : 2003**

COUNTRY	ALL SOURCES OF FUNDING (USD Thousand)											
	Int'l. Experts			National Experts			UN Volunteers			Fellowships		
	Total	Female	Cost	Total	Female	Cost	Total	Female	Cost	Total	Female	Cost
AFGHANISTAN	15	3	459.47	831	96	2,171.61	27	2	129.25	32	3	175.35
ALBANIA	1	1	106.67	40	11	195.01	25	8	256.58	50	31	146.84
ALGERIA	45	1	277.58	90	8	401.05	6	1	149.50	709	171	394.48
ANDORRA												
ANGOLA	1	1	4.88	32	1	571.00	8	1	201.50	3		14.86
ANTIGUA & BARBUDA				5	1	26.63	4	2	24.38	4	1	0.29
ARGENTINA	128	24	1,104.37	3,278	1,356	18,285.49	13	5	256.75	108	33	468.39
ARMENIA	2	1	12.20	284	68	498.74	3		84.50	37	6	96.43
AUSTRALIA	135	19	2,019.62	6		13.60	105	58	2,467.26	4,133	3,202	67.48
AUSTRIA	69	11	262.80				11	5	149.50	18	6	68.20
AZERBAIJAN	3	1	89.05	176	30	414.65	6	4	134.50	26	9	161.23
BAHAMAS									2.97			
BAHRAIN				7	3	36.94				3		8.07
BANGLADESH	5	1	103.64	309	48	2,385.82	41	6	784.81	266	51	1,280.32
BARBADOS	1		5.00	3	3	16.26	3		117.00	12	8	59.53
BELARUS	52	17	228.65	507	218	563.36	2	1	39.00	32	14	155.53
BELGIUM	67	1	490.79				102	48	2,225.56	18	4	36.63
BELIZE												
BENIN	1		64.81	52	10	495.62	93	19	1,856.48	12	3	106.86
BHUTAN				5		41.33	17	10	497.11	66	41	68.86
BOLIVIA	24	5	463.95	1,700	314	6,301.10	320	130	227.00	61	14	340.12
BOSNIA AND HERZEGOVINA				27	13	180.99	67	35	464.88	25	19	76.33
BOTSWANA				2		3.34	16	7	91.25	8	3	68.70
BRAZIL	177	36	879.02	2,127	855	44,021.99	36	21	579.56	2,122	231	9,000.77
BRUNEI DARUSSALAM												
BULGARIA	43	20	285.41	437	217	1,657.96	13	9	336.04	73	36	242.37
BURKINA FASO	11	1	459.05	53	13	484.16	59	14	645.11	42	3	383.84
BURUNDI							76	29	812.37	4	3	14.28
CAMBODIA				69	6	634.25	36	6	565.19	7		121.73
CAMEROON	12		372.08	74	16	275.19	47	9	1,258.45	51	7	325.18
CANADA	345	19	2,583.60				203	69	2,611.73	59	19	182.32
CAPE VERDE				34	8	146.89	1	1	3.25	4		12.53
CENTRAL AFRICAN REPUBLIC	2		3.65	14	3	1.79	15	2	474.50	9		81.59
CHAD				8	1	22.38	10	3	232.66	4	2	37.16
CHILE	97	18	842.84	590	301	3,169.38	8	6	179.38	89	25	397.64
CHINA	32	3	106.76	249	53	670.40	39	15	220.54	208	66	1,843.33
COLOMBIA	66	21	3,454.15	4,728	1,771	25,024.81	22	16	354.63	74	20	302.07
COMOROS	1		19.95	50	10	286.66	8		124.58	3	1	36.73
CONGO	1			17	1	81.14	53	11	1,065.91	41		240.27
CONGO, DEM. REP.							8	1	255.83	1	1	5.64
COSTA RICA	54	16	1,030.98	38	13	79.64	10	4	275.38	51	11	265.85
COTE D'IVOIRE	7		180.22	20	8	167.83	17	3	469.43	31	7	153.37
CROATIA	27		125.46	18	1	19.46	35	18	546.88	38	14	99.57
CUBA	62	13	345.65	35	15	82.64	28	9	206.50	152	62	502.84
CYPRUS	9		39.75	5		5.17				27	15	133.37
CZECH REPUBLIC	131	20	510.21	89	14	163.52	17	8	289.25	43	14	45.61
DENMARK	12	1	615.32				27	15	426.45	11	1	36.74
DJIBOUTI										10	1	56.86
DOMINICA	1		40.53	13	3	145.90	7	3	113.01			
DOMINICAN REPUBLIC	2		53.05	18	8	27.25	3	1	22.00	28	13	53.26
DPR KOREA	12	1	130.68	1		6.90				48	2	306.56
ECUADOR	33	1	318.05	106	33	632.02	48	17	617.65	125	29	205.27
EGYPT	23		817.61	1,420	476	10,605.79	74	44	594.20	163	21	641.20
EL SALVADOR	24	10	446.94	275	93	2,047.77	16	10	264.00	83	20	272.88
EQUATORIAL GUINEA							5		25.00			
ERITREA				15	1	63.45	17	1	399.75	1		29.90
ESTONIA	7	5	55.56	18	4	35.75				39	23	79.46
ETHIOPIA	7	1	77.50	32	5	87.36	80	19	1,153.96	92	2	1,241.54
FIJI							5	5	45.63	9	5	53.87
FINLAND	40	5	320.21				66	47	1,421.74			
FRANCE	220	24	2,196.71	3	1	13.21	98	53	1,987.35	125	31	728.58
GABON				7	2	40.13				10	4	72.04
GAMBIA	1	1	26.28	16	1	48.28	47	6	735.58	21	1	323.80
GEORGIA	1		4.81	171	53	833.15	6	3	72.29	59	24	126.40
GERMANY	185	16	1,363.85	4		34.11	62	31	1,326.87	184	43	708.45
GHANA	15	1	288.48	27		98.09	66	12	1,490.56	48	7	422.74
GREECE	4	1	74.67	10		17.39				11	2	48.63
GRENADA	1		8.00	11	1	112.61	11	4	87.75	1		9.08
GUATEMALA	2,418	1,075	3,738.94	2,420	1,074	3,163.30	68	34	354.30	97	24	163.14
GUINEA	2		54.09	26	8	185.43	40	5	575.22	8	2	90.04
GUINEA-BISSAU							6	2	126.75	3		44.97
GUYANA	1	1	46.53	37	18	265.79	11	8	156.03	13	4	23.63
HAITI	6	2	52.56	60	13	376.87	21	7	212.75	18	4	45.79
HONDURAS	2		14.87	696	229	7,881.52	33	18	351.52	49	10	2,427.03
HUNGARY	75	8	269.77	94	19	353.11	5	2	100.00	58	19	154.20
ICELAND	8		28.70				1	1	3.25			
INDIA	491	52	3,333.25	325	128	744.25	355	66	3,721.88	211	41	802.78
INDONESIA	5		173.17	259	87	2,005.49	80	23	430.88	142	44	1,133.72
IRAN (ISLAMIC REPUBLIC OF)	29		408.14	149	14	332.08	2	1	70.16	91	17	333.81
IRAQ	9		46.19				12	6	326.11	1		5.65
IRELAND	24	3	209.97				33	16	706.86			
ISRAEL	7	1	37.59	20	3	77.15			24.66	7	4	42.60
ITALY	78	21	819.03	3		10.41	220	90	2,947.66	63	22	699.22
JAMAICA	7	5	23.69	2	1	20.05	5	1	107.38	19	12	69.85
JAPAN	47	4	237.25	7		15.35	123	64	2,930.63	30	8	188.33

**SUMMARY OF PROJECT PERSONNEL BY NATIONALITY : 2003**

**ALL SOURCES OF FUNDING**

**(USD Thousand)**

COUNTRY	Int'l. Experts			National Experts			UN Volunteers			Fellowships		
	Total	Female	Cost	Total	Female	Cost	Total	Female	Cost	Total	Female	Cost
JORDAN	12		220.46	159	62	839.44	22	13	235.06	102	13	386.78
KAZAKHSTAN	1		6.03	109	52	443.96	7	4	126.38	81	33	291.14
KENYA	22	12	346.88	38	8	302.17	395	133	3,926.35	99	33	931.79
KIRIBATI										4		25.90
KUWAIT				4	2	6.31				15	8	40.70
KYRGYZSTAN	4	3	17.47	150	95	34.14	85	42	493.38	9	7	41.96
LAO P.D.R.				16	5	43.96	5	1	16.25	20	9	84.44
LATVIA	4	2	55.04	143	71	847.95				24	12	55.50
LEBANON	3		65.37	217	114	3,892.66	16	9	100.52	52	12	35.96
LESOTHO				27	19	93.80	7	16	41.15	11	8	201.26
LIBERIA							27	3	841.64	3		18.06
LIBYAN ARAB JAMAHIRIYA	3		15.94	21		39.94	6	2	24.38	62	3	428.07
LIECHTENSTEIN												
LITHUANIA	17	2	49.67	154	43	395.86	2	2	68.25	62	15	123.63
LUXEMBOURG	4		13.64				2		55.25			
MACEDONIA (TFYR)	1		11.26	18	6	101.19	8	2	172.25	37	23	188.89
MADAGASCAR	2		63.20	293	68	960.80	52	16	528.25	68	22	293.87
MALAWI	1		76.00	31	5	185.18	83	21	632.03	8	2	87.91
MALAYSIA	45	11	659.87	60	15	392.43	27	16	373.50	134	41	494.82
MALDIVES	2									17	11	55.64
MALI	22	1	299.02	62	11	411.29	73	14	1,713.35	44	6	280.69
MALTA	2		28.75	13		40.92	1	1	32.50	17	2	37.46
MARSHALL ISLANDS										7	4	11.91
MAURITANIA				62	8	198.86	14	2	281.06	4		44.76
MAURITIUS	2		92.83	11	3	90.76	1	1	35.75	29	5	146.26
MEXICO	69	18	530.66	218	90	3,929.23	11	6	219.25	123	34	480.24
MICRONESIA (FED. STATES OF)										5	1	63.94
MOLDOVA (REPUBLIC OF)	5	1	23.48	569	269	464.76	3	2	110.50	7,954	3,895	272.90
MONACO	2	2	7.04									
MONGOLIA	3		8.02	159	88	332.51	16	9	108.38	61	30	489.67
MOROCCO	9		131.31	64	13	355.99	4	1	53.25	111	28	539.49
MOZAMBIQUE	2	1	13.10				75	21	644.50	11	6	163.07
MYANMAR	2		63.15	12	7	23.83	22	3	429.15	125	67	560.51
NAMIBIA				13	6	53.60	4	2	39.66	31	15	212.83
NAURU												
NEPAL	5	1	215.20	105	9	1,303.58	134	13	3,203.16	113	11	989.41
NETHERLANDS	46	5	613.26	4		113.79	49	16	1,023.18	69	7	286.14
NEW ZEALAND	33	5	291.69	3		9.87	22	7	550.68	18	8	112.67
NICARAGUA	13	7	381.97	260	125	2,235.27	52	23	318.86	27	10	65.03
NIGER	2	1	80.55	163	28	1,201.84	58	22	793.39	39	11	178.06
NIGERIA	8	2	251.41	17		85.22	80	21	2,140.89	88	21	639.00
NORWAY	12	4	56.33				16	7	441.63	6	1	249.97
OMAN										14	6	106.15
PALAU										2	2	40.44
PAKISTAN	47	2	403.70	433	67	1,703.95	49	5	1,553.22	155	28	807.56
PANAMA	7		20.07	1,954	858	4,974.04	1		39.00	38	9	67.39
PAPUA NEW GUINEA				4		13.34	2	2	58.36	1		11.47
PARAGUAY	5	4	14.53	28	8	56.92				36	9	87.06
PERU	69	20	684.81	6,741	1,996	42,626.95	25	9	617.75	2,626	1,554	3,399.07
PHILIPPINES	28	20	307.49	250	139	674.59	218	80	4,356.76	175	59	613.54
POLAND	57	5	521.59	23	7	166.46	8	4	211.25	40	22	203.58
PORTUGAL	12	1	82.46	11	3	42.55	29	17	412.75	26	9	93.65
QATAR				5	1	7.02				13	8	71.54
REPUBLIC OF KOREA	66	1	265.31	63	6	339.76	8	6	201.50	78	12	377.93
ROMANIA	80	11	245.02	240	104	299.88	18	10	325.00	123	58	146.86
RUSSIAN FEDERATION	234	18	658.03	443	129	2,064.73	44	15	810.29	67	20	772.14
RWANDA							67	21	1,599.63	6		48.71
SAMOA							8	5	50.00	20	8	142.68
SAN MARINO												
SAO TOME & PRINCIPE				173	4	94.18	2		35.75			
SAUDI ARABIA	1		-0.26	73		1,303.53	2		28.00	23		73.77
SENEGAL	12	1	237.27	11	6	35.12	35	11	773.21	31	6	167.99
SEYCHELLES										1		10.72
SIERRA LEONE				7		18.63	98	23	2,424.33	12	2	102.24
SINGAPORE	12		33.24	5		6.46				29	3	59.00
SLOVAKIA	113	15	286.53	122	29	266.83	1	1	39.00	62	20	121.91
SLOVENIA	27	1	110.09	51	15	179.91	1	1	29.25	25	4	62.20
SOLOMON ISLANDS							3		7.50	12	7	97.24
SOMALIA				109	8	16.40	7		156.00	25		68.60
SOUTH AFRICA	85	20	330.77	37	17	102.21	19	10	351.08	66	29	348.73
SPAIN	107	24	792.60	2		11.37	105	66	2,550.12	52	27	334.90
SRI LANKA	13	1	339.28	52	16	158.23	67	11	1,266.19	118	38	706.11
ST KITTS & NEVIS				6	2	35.73	2	2	20.70			
ST. LUCIA	1		20.85	1		2.26	3	2	49.00	1		
ST. VINCENT & THE GRENADINES				5	1	46.20	7	7	103.95			
SUDAN	9		325.57	52	3	405.56	50	13	1,480.80	169	44	1,012.60
SURINAME							7	5	16.88	6	1	
SWAZILAND				19	9	126.80						
SWEDEN	62	15	561.31	1		2.09	43	21	900.39	38	18	35.03
SWITZERLAND	41		335.50	1		1.43	43	23	340.00	42	4	122.31
SYRIAN ARAB REPUBLIC	9		30.99	160	29	745.33	30	14	297.63	142	34	422.57
TAJIKISTAN	1		7.20	42	11	121.04	25	11	666.25	150	135	92.24
THAILAND	19	6	249.22	53	25	355.71	10	5	148.00	241	57	481.97
TIMOR-LESTE							1		39.00	1		4.00
TOGO	1		4.74				38	10	692.69	14	3	152.51



**SUMMARY OF PROJECT PERSONNEL BY NATIONALITY : 2003**

ALL SOURCES OF FUNDING COUNTRY	(USD Thousand)											
	Int'l. Experts			National Experts			UN Volunteers			Fellowships		
	Total	Female	Cost	Total	Female	Cost	Total	Female	Cost	Total	Female	Cost
TONGA							2	2	3.13	17	14	149.19
TRINIDAD & TOBAGO	2	1	85.91	1	1	15.00	8	1	256.75	5	3	39.22
TUNISIA	25		309.57	108	13	238.33	2		9.75	104	29	382.32
TURKEY	12	1	59.24	103	30	1,657.38	14	7	189.26	165	53	275.00
TURKMENISTAN				77	35	211.01	2	2	29.25			
TUVALU									65.17	7	4	39.35
UNITED ARAB EMIRATES				7		11.57				15	1	10.09
UGANDA	11	5	365.75	73	15	693.66	118	47	2,236.43	54	14	539.98
UKRAINE	30	2	79.27	203	38	339.02	20	6	542.54	94	31	251.16
UNITED KINGDOM	318	23	3,156.92	7	3	85.93	102	38	2,124.90	101	40	1,248.78
UNITED REP. OF TANZANIA	12	1	74.97	81	19	787.55	86	23	2,045.79	95	15	954.43
URUGUAY	53	20	327.48	926	391	5,363.42	3	1	87.75	43	19	110.69
USA	479	81	4,593.82	6		79.87	105	53	2,078.84	238	70	1,773.37
UZBEKISTAN	2		10.13	197	36	161.85	8	4	75.00	44	24	210.70
VANUATU										5	1	65.50
VENEZUELA	30	2	348.85	467	213	2,889.97	7	6	43.75	57	24	143.77
VIET NAM	9		135.87	241	79	1,111.88	15	8	88.65	166	40	775.67
YEMEN	14	2	264.06	241	39	3,151.83	21	7	302.64	97	17	643.12
YUGOSLAVIA	2		118.78	50	18	67.89	25	13	395.38	22	14	19.00
ZAMBIA	6		24.80									
ZIMBABWE	11		55.16	5	3	11.25	37	14	508.29	22	9	158.57
<b>SUB-TOTAL</b>	<b>7,915</b>	<b>1,873</b>	<b>54,831.32</b>	<b>39,399</b>	<b>13,409</b>	<b>233,191.48</b>	<b>6,293</b>	<b>2,304</b>	<b>99,105</b>	<b>26,358</b>	<b>11,669</b>	<b>58,731.26</b>
UNSPECIFIED COUNTRIES	9		91.12	17		47.67	102	41	326.00	54	20	279.83
GLOBAL PROJECTS												
INTERREGIONAL PROJECTS												
ARAB COUNTRIES												
AFRICAN COUNTRIES												
ASIAN COUNTRIES												
EUROPEAN COUNTRIES												
LATIN AMERICA AND THE CARIBBEAN												
<b>GRAND-TOTAL</b>	<b>7,924</b>	<b>1,873</b>	<b>54,922.44</b>	<b>39,416</b>	<b>13,409</b>	<b>233,239.15</b>	<b>6,395</b>	<b>2,345</b>	<b>99,430.93</b>	<b>26,412</b>	<b>11,689</b>	<b>59,011.09</b>
<b>INDUSTRIALIZED COUNTRIES:</b>	<b>2,591</b>	<b>304</b>	<b>22,423</b>	<b>531</b>	<b>139</b>	<b>2,593</b>	<b>1,611</b>	<b>760</b>	<b>30,518</b>	<b>5,318</b>	<b>3,547</b>	<b>7,836</b>
Percentage	32.70%	16.23%	40.83%	1.35%	1.04%	1.11%	25.19%	32.41%	30.69%	20.13%	30.35%	13.28%
<b>DEVELOPING COUNTRIES/ ECONOMIES IN TRANSITION:</b>	<b>5,324</b>	<b>1,569</b>	<b>32,409</b>	<b>38,868</b>	<b>13,270</b>	<b>230,599</b>	<b>4,682</b>	<b>1,544</b>	<b>68,587</b>	<b>21,040</b>	<b>8,122</b>	<b>50,895</b>
Percentage	67.19%	83.77%	59.01%	98.61%	98.96%	98.87%	73.21%	65.84%	68.98%	79.66%	69.48%	86.25%
<b>ARAB STATES</b>	<b>162</b>	<b>3</b>	<b>2,504</b>	<b>2,737</b>	<b>771</b>	<b>22,058</b>	<b>252</b>	<b>110</b>	<b>3,823</b>	<b>1,830</b>	<b>396</b>	<b>5,328</b>
Percentage	2.04%	0.16%	4.56%	6.94%	5.75%	9.46%	3.94%	4.69%	3.84%	6.93%	3.39%	9.03%
<b>AFRICA</b>	<b>260</b>	<b>49</b>	<b>3,867</b>	<b>1,602</b>	<b>317</b>	<b>8,512</b>	<b>2,041</b>	<b>576</b>	<b>34,283</b>	<b>1,132</b>	<b>253</b>	<b>9,387</b>
Percentage	3.28%	2.62%	7.04%	4.06%	2.36%	3.65%	31.92%	24.56%	34.48%	4.29%	2.16%	15.91%
<b>ASIA &amp; PACIFIC</b>	<b>840</b>	<b>102</b>	<b>7,395</b>	<b>3,650</b>	<b>888</b>	<b>15,452</b>	<b>1,188</b>	<b>300</b>	<b>18,329</b>	<b>2,585</b>	<b>713</b>	<b>13,225</b>
Percentage	10.60%	5.45%	13.47%	9.26%	6.62%	6.63%	18.58%	12.79%	18.43%	9.79%	6.10%	22.41%
<b>EUROPE &amp; CIS</b>	<b>709</b>	<b>116</b>	<b>3,357</b>	<b>4,130</b>	<b>1,507</b>	<b>10,721</b>	<b>407</b>	<b>200</b>	<b>5,829</b>	<b>9,416</b>	<b>4,572</b>	<b>3,911</b>
Percentage	8.95%	6.19%	6.11%	10.48%	11.24%	4.60%	6.36%	8.53%	5.86%	35.65%	39.11%	6.63%
<b>LATIN AMERICA &amp; THE CARIBBEAN</b>	<b>3,353</b>	<b>1,299</b>	<b>15,284</b>	<b>26,749</b>	<b>9,787</b>	<b>173,856</b>	<b>793</b>	<b>358</b>	<b>6,284</b>	<b>6,069</b>	<b>2,184</b>	<b>19,000</b>
Percentage	42.31%	69.35%	27.83%	67.86%	72.99%	74.54%	12.40%	15.27%	6.32%	22.98%	18.68%	32.20%
<b>OTHERS</b>	<b>9</b>		<b>91.12</b>	<b>17</b>		<b>47.67</b>	<b>102</b>	<b>41</b>	<b>326.00</b>	<b>54</b>	<b>20</b>	<b>279.83</b>
Percentage	0.11%		0.17%	0.04%		0.02%	1.59%	1.75%	0.33%	0.20%	0.17%	0.47%

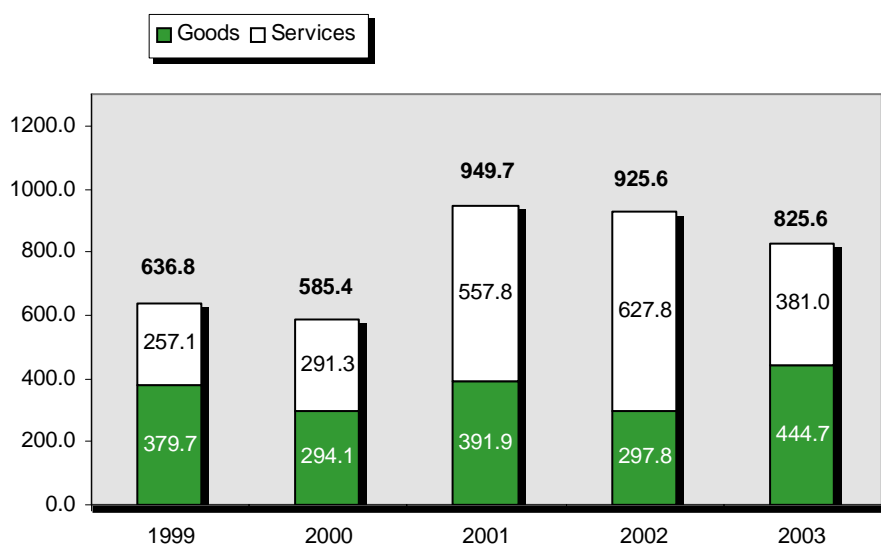
# UNDP EXECUTIVE SUMMARY

UNDP Funding

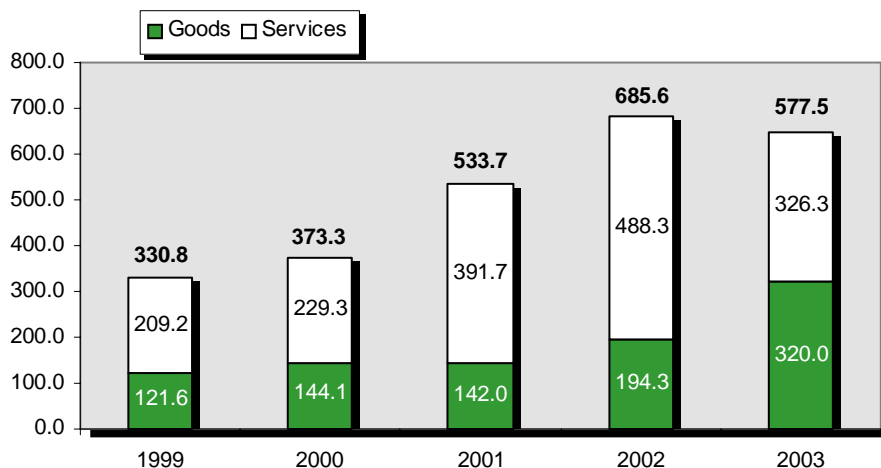


## TOTAL PROCUREMENT OF GOODS AND SERVICES for UNDP technical cooperation programs

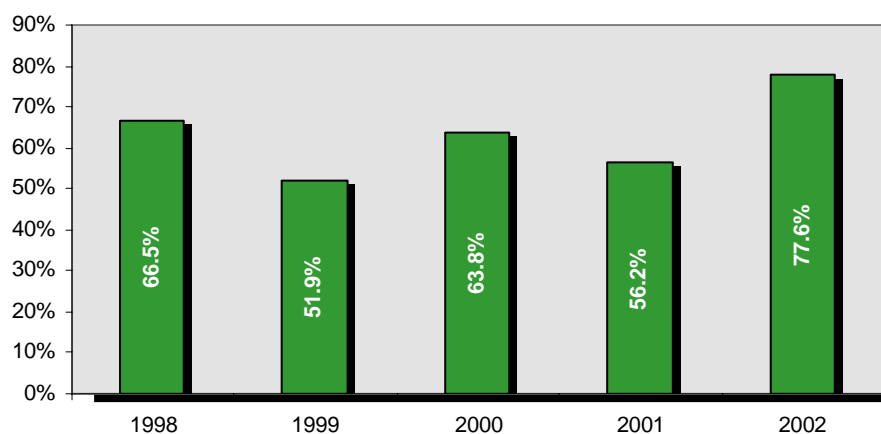
(USD Millions)



## PROCUREMENT FROM DEVELOPING COUNTRIES/ ECONOMIES IN TRANSITION (USD Millions)



## PROCUREMENT FROM DEVELOPING COUNTRIES/ ECONOMIES IN TRANSITION (Percentage of Total Procurement)



## GOODS AND SERVICES BY AGENCY: 2002 - 2003

(USD Millions)

UNDP FUNDING					(USD Thousand)			
AGENCY	2002				2003			
	GOODS	SERVICES	TOTAL	DEVELOPING COUNTRIES (%)	GOODS	SERVICES	TOTAL	DEVELOPING COUNTRIES (%)
ESCAP	51.12	52.35	103.47	100.00%	49.54	9.81	59.35	100.00%
FAO	413.18	94.89	508.07	23.16%	1,788.86		1,788.86	90.65%
IAEA	No procurement under UNDP funding in 2002				No procurement under UNDP funding in 2002			
ICAO	173.93		173.93	100.00%	No procurement under UNDP funding in 2002			
ILO	162.98	43.69	206.67	100.00%	82.08		82.08	100.00%
ITU	138.48		138.48	14.31%	2.06		2.06	
PAHO					34,581.66		34,581.66	98.18%
UNCTAD	36.30	56.80	93.10	100.00%	23.10	14.00	37.10	100.00%
UNDP (a)	6,434.41	39,806.82	46,241.23	89.23%	7,500.00	29,500.00	37,000.00	86.80%
UNDP/IAPSO	23,812.81	4,938.53	28,751.35	25.83%	31,170.80	3,809.92	34,980.72	0.59%
UNDP (NEX)	191,527.54	436,569.07	628,096.61	92.75%	304,762.39	305,593.64	610,356.03	43.69%
UNDP (DEX)	48,584.18	72,264.35	120,848.53	70.95%	53,269.21	31,402.09	84,671.29	78.10%
UNESCO	113.00		113.00	53.98%	208.00		208.00	99.04%
UNIDO	325.83	188.89	514.72	28.53%	138.00	292.00	430.00	54.88%
UNON	9,441.90		9,441.90	2.20%	176.04		176.04	96.68%
UNOPS (b)	12,919.36	73,682.51	86,601.88	6.47%	9,702.53	9,882.18	19,584.71	30.65%
UPU	No procurement under UNDP funding in 2002				No procurement under UNDP funding in 2002			
WHO	1,192.62		1,192.62		1,075.62		1,075.62	4.93%
WMO	2,422.08	36.31	2,458.39	1.61%	56.85	464.98	521.83	57.05%
WTO	19.70	66.34	86.04	68.26%	Data not submitted			
<b>TOTAL</b>	<b>297,769.41</b>	<b>627,800.57</b>	<b>925,569.98</b>	<b>74.08%</b>	<b>444,586.73</b>	<b>380,968.63</b>	<b>825,555.35</b>	<b>78.28%</b>

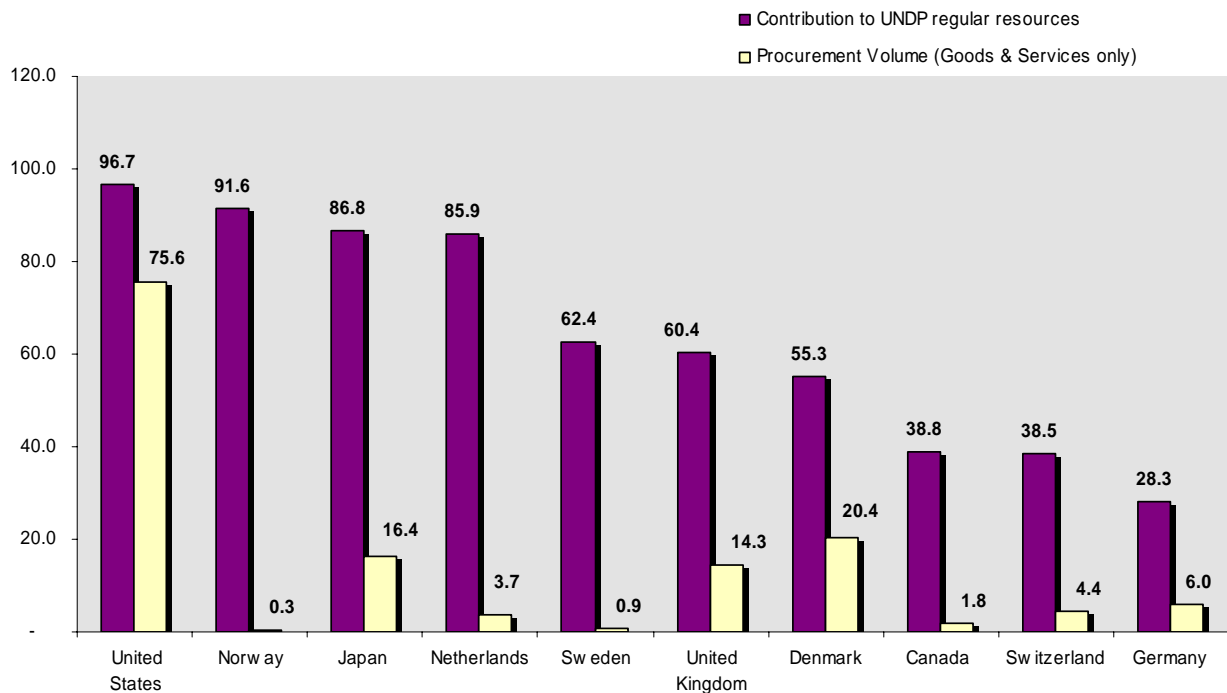
(a) UNDP procurement data includes UNDP HQ procurement, procurement under National Execution (NEX) and Direct Execution (DEX). Total UNDP project delivery consists of procurement of goods and services under the NEX and DEX modalities as well as the contracting of individual experts and consultants, the total UNDP project delivery for 2003 is USD 991.3 million.

(b) The statistics presented are representative of all UNOPS procurement of goods and services processed through the Reality procurement system. Procurements that are not processed through the Reality system — including local purchases processed through UNDP Country Offices and certain Headquarters purchases — cannot currently be fully described without and exhaustive, in depth review of myriad individual transactions

**TEN MAJOR COUNTRIES OF SUPPLY TO UNDP: 2003  
(USD Millions)**

Countries	Goods	Services	Total	% of Total
HONDURAS	73.0	43.7	116.7	14.1%
USA	42.5	33.1	75.6	9.2%
BRAZIL	21.9	39.9	61.8	7.5%
PANAMA	5.2	51.3	56.6	6.9%
COLOMBIA	36.7	19.0	55.7	6.7%
MEXICO	36.2	0.4	36.5	4.4%
BOLIVIA	3.0	33.4	36.4	4.4%
AFGHANISTAN	22.6	2.3	25.0	3.0%
PERU	3.1	21.7	24.8	3.0%
DENMARK	16.4	4.0	20.4	2.5%
<b>Top-Ten Total</b>	<b>260.6</b>	<b>248.9</b>	<b>509.4</b>	<b>61.7%</b>
<b>Grand Total</b>	<b>444.7</b>	<b>381.0</b>	<b>825.6</b>	<b>100.0%</b>

**TEN MAJOR CONTRIBUTORS TO UNDP REGULAR RESOURCES AND THEIR  
RESPECTIVE PROCUREMENT VOLUME: 2003  
(US Million)**



# TOTAL PROCUREMENT OF GOODS & SERVICES

UNDP Funding



**TOTAL PROCUREMENT OF GOODS BY COUNTRY OF PROCUREMENT  
AND SERVICES BY COUNTRY OF HEAD OFFICE : 2002 - 2003**

UNDP FUNDING	(USD Thousand)							
	COUNTRY	2002				2003		
	GOODS	SERVICES	TOTAL	(%)	GOODS	SERVICES	TOTAL	(%)
AFGHANISTAN		411.89	411.89	0.04%	22,629.63	2,326.67	24,956.29	3.02%
ALBANIA	828.65	1,108.06	1,936.71	0.21%	107.40	2,388.87	2,496.27	0.30%
ALGERIA	92.07	432.74	524.81	0.06%	199.59	422.04	621.63	0.08%
ANDORRA					444.69		444.69	0.05%
ANGOLA					275.27	54.63	329.89	0.04%
ANTIGUA & BARBUDA								
ARGENTINA	22.78	4,293.50	4,316.28	0.47%	1,739.66	3,407.42	5,147.09	0.62%
ARMENIA	731.44	76.88	808.32	0.09%	919.42	103.97	1,023.38	0.12%
AUSTRALIA	572.46	13.20	585.66	0.06%	48.64	13.30	61.94	0.01%
AUSTRIA	383.66	8.95	392.61	0.04%	208.19	3.97	212.16	0.03%
AZERBAIJAN	1,294.25	192.31	1,486.56	0.16%	3,416.26	911.87	4,328.13	0.52%
BAHAMAS	104.94		104.94	0.01%	109.70		109.70	0.01%
BAHRAIN		81.86	81.86	0.01%	1,243.78	151.47	1,395.25	0.17%
BANGLADESH	815.05	1,167.94	1,982.98	0.21%	652.12	354.35	1,006.47	0.12%
BARBADOS					1,195.55	214.68	1,410.23	0.17%
BELARUS	475.35	331.23	806.58	0.09%	162.65	169.67	332.32	0.04%
BELGIUM	57.92	747.06	804.99	0.09%	26.99	28.27	55.25	0.01%
BELIZE					308.48		308.48	0.04%
BENIN	93.08	175.13	268.21	0.03%	402.24	912.94	1,315.17	0.16%
BHUTAN	364.82	194.40	559.23	0.06%	289.27	52.24	341.51	0.04%
BOLIVIA	102.26	6,606.80	6,709.06	0.72%	3,028.03	33,418.33	36,446.37	4.41%
BOSNIA AND HERZEGOVINA	1,452.47	3,075.82	4,528.28	0.49%	1,434.94	1,219.70	2,654.65	0.32%
BOTSWANA	880.52	1,030.06	1,910.58	0.21%	302.00	180.00	482.00	0.06%
BRAZIL	35,848.62	69,721.90	105,570.52	11.41%	21,883.39	39,876.40	61,759.79	7.48%
BRUNEI DARUSSALAM								
BULGARIA	848.60	10,305.23	11,153.82	1.21%	980.40	17,769.14	18,749.53	2.27%
BURKINA FASO	166.00		166.00	0.02%	196.40		196.40	0.02%
BURUNDI	78.01		78.01	0.01%	709.29	148.57	857.86	0.10%
CAMBODIA	45.22	503.92	549.14	0.06%	418.77	118.63	537.40	0.07%
CAMEROON	20.33	367.46	387.79	0.04%	68.71	290.99	359.70	0.04%
CANADA	1,342.70	585.64	1,928.34	0.21%	1,249.25	516.40	1,765.66	0.21%
CAPE VERDE	60.89	41.20	102.08	0.01%	28.23	152.44	180.67	0.02%
CENTRAL AFRICAN REPUBLIC	104.10	130.61	234.70	0.03%	37.95	404.35	442.30	0.05%
CHAD	31.40	54.09	85.49	0.01%	70.70	19.38	90.07	0.01%
CHILE	378.51	3,321.50	3,700.01	0.40%	595.90	2,347.40	2,943.30	0.36%
CHINA	722.27	299.71	1,021.98	0.11%	3,083.71	867.00	3,950.71	0.48%
COLOMBIA	9,316.08	74,764.38	84,080.47	9.08%	36,701.29	18,999.85	55,701.14	6.75%
COMOROS	218.65		218.65	0.02%	2.00	24.00	26.00	0.00%
CONGO		147.10	147.10	0.02%				
CONGO, DEM. REP.	55.55	256.02	311.57	0.03%				
COSTA RICA	362.03	1,264.99	1,627.03	0.18%	676.32		676.32	0.08%
COTE D'IVOIRE	0.34	71.35	71.69	0.01%	129.89	286.51	416.39	0.05%
CROATIA	254.33	304.78	559.12	0.06%	78.00		78.00	0.01%
CUBA	880.40	435.81	1,316.22	0.14%	4,413.89	1,724.64	6,138.53	0.74%
CYPRUS	3.40		3.40	0.00%	89.62		89.62	0.01%
CZECH REPUBLIC		39.48	39.48	0.00%	44.42	24.88	69.29	0.01%
DENMARK	11,125.20	12,441.41	23,566.61	2.55%	16,406.58	3,981.59	20,388.17	2.47%
DJIBOUTI					11.46		11.46	0.00%
DOMINICA					4.51		4.51	0.00%
DOMINICAN REPUBLIC					1,701.88		1,701.88	0.21%
DPR KOREA	5.25	257.02	262.27	0.03%	121.19	105.78	226.97	0.03%
ECUADOR	185.04	2,285.88	2,470.93	0.27%	69.01	1,095.63	1,164.64	0.14%
EGYPT	750.39	826.67	1,577.06	0.17%	965.59	1,856.75	2,822.34	0.34%
EL SALVADOR	2,798.90	3,999.01	6,797.92	0.73%	10,585.21	487.71	11,072.92	1.34%
EQUATORIAL GUINEA								
ERITREA	264.17	162.78	426.94	0.05%	6,578.85	86.00	6,664.85	0.81%
ESTONIA	4.59		4.59	0.00%		18.45	18.45	0.00%
ETHIOPIA	673.38	1,091.07	1,764.45	0.19%	608.00	2,299.63	2,907.63	0.35%
FIJI	8.65	152.61	161.26	0.02%		7.50	7.50	0.00%
FINLAND	42.56	125.01	167.57	0.02%	87.81		87.81	0.01%
FRANCE	4,567.16	1,429.67	5,996.83	0.65%	2,902.95	235.36	3,138.30	0.38%
GABON					5.62	30.46	36.08	0.00%
GAMBIA	30.10	97.00	127.10	0.01%	62.12		62.12	0.01%
GEORGIA	637.79	1,256.81	1,894.60	0.20%	398.07	370.09	768.16	0.09%
GERMANY	8,830.88	8,724.22	17,555.10	1.90%	2,251.41	3,749.04	6,000.45	0.73%
GHANA	135.02	619.29	754.31	0.08%				
GREECE	2,993.58		2,993.58	0.32%	71.41		71.41	0.01%
GRENADA					33.98		33.98	0.00%
GUATEMALA	34,170.62	7,855.80	42,026.42	4.54%	14,829.90	4,552.89	19,382.79	2.35%
GUINEA	88.13	30.37	118.50	0.01%	297.66	188.11	485.76	0.06%
GUINEA-BISSAU		0.43	0.43	0.00%		250.58	250.58	0.03%
GUYANA	18.09	79.13	97.21	0.01%	235.54	120.29	355.83	0.04%
HAITI	138.20	8.85	147.06	0.02%	2,420.99	2,292.15	4,713.14	0.57%
HONDURAS	22,200.38	2,939.00	25,139.39	2.72%	73,012.86	43,672.25	116,685.11	14.13%
HUNGARY					52.66	39.68	92.34	0.01%
ICELAND	34.18		34.18	0.00%				
INDIA	6,957.96	6,022.77	12,980.73	1.40%	639.81	7,367.07	8,006.88	0.97%
INDONESIA	555.64	11,821.73	12,377.37	1.34%	393.17	10,169.74	10,562.91	1.28%
IRAN (ISLAMIC REPUBLIC OF)	169.48	104.91	274.38	0.03%	114.95	482.32	597.27	0.07%
IRAQ					33.00	3,343.82	3,376.82	0.41%
IRELAND	2.68	4.06	6.74	0.00%	313.72		313.72	0.04%
ISRAEL	1,133.32	44.27	1,177.60	0.13%	6,044.67		6,044.67	0.73%
ITALY	4,518.84	509.17	5,028.01	0.54%	2,333.00	117.51	2,450.50	0.30%
JAMAICA					721.41	139.84	861.25	0.10%
JAPAN	18,369.57		18,369.57	1.98%	16,437.03		16,437.03	1.99%

**TOTAL PROCUREMENT OF GOODS BY COUNTRY OF PROCUREMENT  
AND SERVICES BY COUNTRY OF HEAD OFFICE : 2002 - 2003**

UNDP FUNDING					(USD Thousand)			
COUNTRY	2002				2003			
	GOODS	SERVICES	TOTAL	(%)	GOODS	SERVICES	TOTAL	(%)
JORDAN	2,886.11	121.35	3,007.46	0.32%	3,747.19	78.30	3,825.48	0.46%
KAZAKHSTAN	196.55	592.78	789.33	0.09%	142.40	420.65	563.05	0.07%
KENYA	598.40	172.50	770.90	0.08%	1,312.69	1,707.73	3,020.42	0.37%
KIRIBATI	2.60		2.60	0.00%				
KUWAIT	64.41	2,335.56	2,399.97	0.26%	104.18		104.18	0.01%
KYRGYZSTAN					197.23	172.77	370.00	0.04%
LAO P.D.R.	210.50	116.46	326.96	0.04%	442.00	120.00	562.00	0.07%
LATVIA	105.27	625.95	731.22	0.08%	150.68	753.27	903.95	0.11%
LEBANON	396.61	278.70	675.31	0.07%	2,649.50	565.01	3,214.51	0.39%
LESOTHO	198.60	24.26	222.86	0.02%	50.53	249.85	300.38	0.04%
LIBERIA		14.38	14.38	0.00%				
LIBYAN ARAB JAMAHIRIYA								
LIECHTENSTEIN								
LITHUANIA	134.77	272.91	407.68	0.04%	18.65	245.57	264.22	0.03%
LUXEMBOURG					2.42		2.42	0.00%
MACEDONIA (TFYR)	28.28	498.59	526.86	0.06%	189.46	810.30	999.76	0.12%
MADAGASCAR	283.41	478.50	761.91	0.08%	29.02	1,287.79	1,316.81	0.16%
MALAWI					276.73	242.56	519.29	0.06%
MALAYSIA	358.93	399.05	757.97	0.08%	33.09	543.43	576.52	0.07%
MALDIVES	20.82	107.40	128.22	0.01%	9.59		9.59	0.00%
MALI		0.30	0.30	0.00%	428.74	268.25	696.99	0.08%
MALTA						55.04	55.04	0.01%
MARSHALL ISLANDS	3.29		3.29	0.00%				
MAURITANIA	781.52		781.52	0.08%				
MAURITIUS	2.50	11.85	14.35	0.00%				
MEXICO	536.66	3,016.21	3,552.87	0.38%	36,154.66	393.03	36,547.68	4.43%
MICRONESIA (FED. STATES OF)	30.56		30.56	0.00%				
MOLDOVA (REPUBLIC OF)	173.56	119.22	292.78	0.03%	123.84	246.80	370.65	0.04%
MONACO	7.62		7.62	0.00%				
MONGOLIA	72.13	758.91	831.04	0.09%	32.24	390.46	422.70	0.05%
MOROCCO	449.09	539.88	988.97	0.11%	60.87	114.74	175.61	0.02%
MOZAMBIQUE	947.14	3,047.00	3,994.14	0.43%	39.46	180.53	219.99	0.03%
MYANMAR	7.90		7.90	0.00%	856.13	139.82	995.95	0.12%
NAMIBIA	12.41	24.15	36.56	0.00%	34.96	92.00	126.96	0.02%
NAURU								
NEPAL	74.99	2,468.74	2,543.73	0.27%	165.74	5,076.73	5,242.47	0.63%
NETHERLANDS	1,699.07	1,233.97	2,933.04	0.32%	3,638.39	36.72	3,675.12	0.45%
NEW ZEALAND	143.43		143.43	0.02%	0.83		0.83	0.00%
NICARAGUA	294.95	816.04	1,110.98	0.12%	2,600.25	2,420.27	5,020.52	0.61%
NIGER	571.53	611.05	1,182.57	0.13%	65.93	628.22	694.15	0.08%
NIGERIA								
NORWAY					273.56	35.00	308.56	0.04%
OMAN					643.10		643.10	0.08%
PALAU	27.98		27.98	0.00%				
PAKISTAN	803.22	2,762.00	3,565.22	0.39%	1,659.45	3,846.51	5,505.95	0.67%
PANAMA	1,621.82	173,031.17	174,652.98	18.87%	5,220.60	51,338.79	56,559.39	6.85%
PAPUA NEW GUINEA					12.70		12.70	0.00%
PARAGUAY	9,756.95	1,080.61	10,837.56	1.17%	1,561.23	2,274.15	3,835.38	0.46%
PERU	496.02	24,779.86	25,275.88	2.73%	3,056.05	21,727.34	24,783.39	3.00%
PHILIPPINES	463.01	1,145.30	1,608.32	0.17%	2,124.51	1,464.45	3,588.96	0.43%
POLAND	15.40	243.00	258.40	0.03%	123.89	266.87	390.76	0.05%
PORTUGAL					109.90	4.31	114.20	0.01%
QATAR								
REPUBLIC OF KOREA	109.28	162.17	271.45	0.03%	4.81	112.65	117.47	0.01%
ROMANIA	178.28	237.77	416.05	0.04%	80.00	373.06	453.05	0.05%
RUSSIAN FEDERATION	632.58	4,358.97	4,991.55	0.54%	9,003.45	8,914.42	17,917.88	2.17%
RWANDA	219.86		219.86	0.02%	35.11	7.26	42.36	0.01%
SAMOA								
SAN MARINO								
SAO TOME & PRINCIPE	117.04		117.04	0.01%				
SAUDI ARABIA	2,130.07	285.43	2,415.50	0.26%	427.38	260.70	688.08	0.08%
SENEGAL	107.36	302.00	409.36	0.04%		17.00	17.00	0.00%
SEYCHELLES	1.23	3.91	5.14	0.00%				
SIERRA LEONE	405.00		405.00	0.04%	561.60	597.08	1,158.68	0.14%
SINGAPORE	284.14	100.00	384.14	0.04%	342.57		342.57	0.04%
SLOVAKIA					175.98	526.65	702.62	0.09%
SLOVENIA	231.98		231.98	0.03%		205.81	205.81	0.02%
SOLOMON ISLANDS	37.68		37.68	0.00%				
SOMALIA	321.72	144.57	466.29	0.05%	191.00	1,146.04	1,337.04	0.16%
SOUTH AFRICA	359.46	46.23	405.69	0.04%	2,035.06	1,725.69	3,760.74	0.46%
SPAIN	167.09		167.09	0.02%	1,346.43	348.30	1,694.73	0.21%
SRI LANKA	2,919.52	486.80	3,406.33	0.37%	851.74	452.29	1,304.03	0.16%
ST. KITTS & NEVIS					0.26		0.26	0.00%
ST. LUCIA					50.12		50.12	0.01%
ST. VINCENT & THE GRENADINES					6.30		6.30	0.00%
SUDAN	335.94	340.66	676.61	0.07%				
SURINAME	14.34		14.34	0.00%	376.76		376.76	0.05%
SWAZILAND	67.73	56.14	123.87	0.01%	213.25	198.26	411.51	0.05%
SWEDEN	703.82	171.35	875.17	0.09%	866.56		866.56	0.10%
SWITZERLAND	2,805.64	39.49	2,845.13	0.31%	4,235.53	158.21	4,393.74	0.53%
SYRIAN ARAB REPUBLIC	562.85	503.94	1,066.80	0.12%	765.75	1,807.88	2,573.62	0.31%
TAJIKISTAN	182.76	141.00	323.76	0.03%	307.71	378.46	686.16	0.08%
THAILAND	182.35	693.80	876.15	0.09%	114.26	203.07	317.32	0.04%
TIMOR-LESTER	119.01	99.23	218.24					
TOGO	174.31	552.29	726.60	0.08%	106.93	14.00	120.93	0.01%



**TOTAL PROCUREMENT OF GOODS BY COUNTRY OF PROCUREMENT  
AND SERVICES BY COUNTRY OF HEAD OFFICE : 2002 - 2003**

UNDP FUNDING					(USD Thousand)			
COUNTRY	2002				2003			
	GOODS	SERVICES	TOTAL	(%)	GOODS	SERVICES	TOTAL	(%)
TONGA	4.20		4.20	0.00%				
TRINIDAD & TOBAGO	6.22	360.06	366.27	0.04%	5,245.29		5,245.29	0.64%
TUNISIA	148.89	476.25	625.14	0.07%	83.53	375.95	459.48	0.06%
TURKEY	21,201.11	158.10	21,359.21	2.31%	1,237.87	124.69	1,362.57	0.17%
TURKMENISTAN	69.38	150.69	220.07	0.02%	104.82	149.93	254.75	0.03%
TUVALU	3.14		3.14					
UNITED ARAB EMIRATES	3,372.99	451.56	3,824.55	0.41%	2,276.79	1,680.00	3,956.79	0.48%
UGANDA		30.00	30.00	0.00%	163.18	2,517.53	2,680.71	0.32%
UKRAINE	279.15	26.90	306.04	0.03%	166.08	91.62	257.70	0.03%
UNITED KINGDOM	13,907.94	1,789.29	15,697.24	1.70%	12,799.58	1,481.56	14,281.13	1.73%
UNITED REP. OF TANZANIA	421.00	1,390.39	1,811.39	0.20%	276.73	1,210.13	1,486.86	0.18%
URUGUAY	53.00	1,217.24	1,270.24	0.14%	743.41	505.33	1,248.75	0.15%
USA	23,998.56	43,845.76	67,844.32	7.33%	42,476.27	33,129.86	75,606.12	9.16%
UZBEKISTAN	169.51	192.42	361.92	0.04%	83.32	936.41	1,019.72	0.12%
VANUATU								
VENEZUELA	6,861.28	4,405.99	11,267.27	1.22%	13,152.05	1,756.33	14,908.38	1.81%
VIET NAM	121.48	1,181.76	1,303.24	0.14%	893.64	813.70	1,707.35	0.21%
YEMEN	329.34	95.55	424.89	0.05%	436.67	649.52	1,086.19	0.13%
YUGOSLAVIA	1,147.77	776.13	1,923.90	0.21%	786.44	888.65	1,675.09	0.20%
ZAMBIA					436.91	138.81	575.72	0.07%
ZIMBABWE		251.26	251.26	0.03%	382.95		382.95	0.05%
<b>SUB-TOTAL</b>	<b>290,362.92</b>	<b>532,704.69</b>	<b>823,067.61</b>	<b>88.93%</b>	<b>443,535.13</b>	<b>379,059.26</b>	<b>822,594.38</b>	<b>99.63%</b>
UNSPECIFIED COUNTRIES	5,434.54	60,360.36	65,794.90	7.11%	1,113.37	1,909.37	3,022.74	0.37%
GLOBAL PROJECTS	26.31		26.31	0.00%				
INTERREGIONAL PROJECTS								
ARAB COUNTRIES	1,907.04	34,735.52	36,642.57	3.96%				
AFRICAN COUNTRIES								
ASIAN COUNTRIES	12.33		12.33	0.00%	6.27		6.27	0.00%
EUROPEAN COUNTRIES	26.26		26.26	0.00%				
LATIN AMERICA AND THE CARIBBEAN								
<b>GRAND-TOTAL</b>	<b>297,769.41</b>	<b>627,800.57</b>	<b>925,569.98</b>	<b>100.00%</b>	<b>444,654.76</b>	<b>380,968.63</b>	<b>825,623.39</b>	<b>100.00%</b>
<b>INDUSTRIALIZED COUNTRIES:</b>	<b>98,040.47</b>	<b>76,071.48</b>	<b>174,111.95</b>		<b>123,579.25</b>	<b>52,753.81</b>	<b>176,333.06</b>	
Percentage	32.92%	12.12%	18.81%		27.79%	13.85%	21.36%	
<b>DEVELOPING COUNTRIES/ ECONOMIES IN TRANSITION</b>	<b>194,268.08</b>	<b>491,368.73</b>	<b>685,636.81</b>		<b>319,962.15</b>	<b>326,305.45</b>	<b>646,267.59</b>	
Percentage	65.24%	78.27%	74.08%		71.96%	85.65%	78.28%	
<b>ARAB STATES</b>	<b>10,823.15</b>	<b>41,330.50</b>	<b>52,153.65</b>		<b>11,843.62</b>	<b>11,346.15</b>	<b>23,189.78</b>	
Percentage	3.63%	6.58%	5.63%		2.66%	2.98%	2.81%	
<b>AFRICA</b>	<b>11,541.16</b>	<b>11,711.72</b>	<b>23,252.87</b>		<b>18,338.29</b>	<b>15,573.74</b>	<b>33,912.03</b>	
Percentage	3.88%	1.87%	2.51%		4.12%	4.09%	4.11%	
<b>ASIA &amp; PACIFIC</b>	<b>15,221.77</b>	<b>31,214.38</b>	<b>46,436.15</b>		<b>35,776.41</b>	<b>34,532.07</b>	<b>70,308.48</b>	
Percentage	5.11%	4.97%	5.02%		8.05%	9.06%	8.52%	
<b>EUROPE &amp; CIS</b>	<b>30,391.75</b>	<b>20,729.16</b>	<b>51,120.91</b>		<b>11,569.31</b>	<b>32,088.75</b>	<b>43,658.06</b>	
Percentage	10.21%	3.30%	5.52%		2.60%	8.42%	5.29%	
<b>LATIN AMERICA &amp; THE CARIBBEAN</b>	<b>126,168.11</b>	<b>386,283.73</b>	<b>512,451.84</b>		<b>242,434.52</b>	<b>232,764.73</b>	<b>475,199.25</b>	
Percentage	42.37%	61.53%	55.37%		54.52%	61.10%	57.56%	
<b>OTHERS</b>	<b>5,460.86</b>	<b>60,360.36</b>	<b>65,821.22</b>		<b>1,113.37</b>	<b>1,909.37</b>	<b>3,022.74</b>	
Percentage	1.83%	9.61%	7.11%		0.25%	0.50%	0.37%	

**TOTAL PROCUREMENT BY AGENCY: 2002 - 2003**  
(Featuring Agencies Percentage of Procurement in Developing Countries)

UNDP FUNDING					(USD Thousand)			
AGENCY	2002				2003			
	GOODS	SERVICES	TOTAL	DEVELOPING COUNTRIES (%)	GOODS	SERVICES	TOTAL	DEVELOPING COUNTRIES (%)
ESCAP	51.12	52.35	103.47	100.00%	49.54	9.81	59.35	100.00%
FAO	413.18	94.89	508.07	23.16%	1,788.86		1,788.86	90.65%
IAEA	No procurement under UNDP funding in 2002				No procurement under UNDP funding in 2003			
ICAO	173.93		173.93	100.00%	No procurement under UNDP funding in 2003			
ILO	162.98	43.69	206.67	100.00%	82.08		82.08	100.00%
ITC					68.04		68.04	100.00%
ITU	138.48		138.48	14.31%	2.06		2.06	
PAHO					34,581.66		34,581.66	98.18%
UNCTAD	36.30	56.80	93.10	100.00%	23.10	14.00	37.10	100.00%
UNDP (a)	6,434.41	39,806.82	46,241.23	6.65%	7,500.00	29,500.00	37,000.00	
UNDP/IAPSO	23,812.81	4,938.53	28,751.35	25.83%	31,170.80	3,809.92	34,980.72	0.59%
UNDP (NEX)	191,527.54	436,569.07	628,096.61	92.75%	304,762.39	305,593.64	610,356.03	87.97%
UNDP (DEX)	48,584.18	72,264.35	120,848.53	70.95%	53,269.21	31,402.09	84,671.29	76.93%
UNESCO	113.00		113.00	53.98%	208.00		208.00	99.04%
UNIDO	325.83	188.89	514.72	28.53%	138.00	292.00	430.00	54.88%
UNON	9,441.90		9,441.90	2.20%	176.04		176.04	96.68%
UNOPS (b)	12,919.36	73,682.51	86,601.88	6.47%	9,702.53	9,882.18	19,584.71	30.65%
UPU	No procurement under UNDP funding in 2002				No procurement under UNDP funding in 2003			
WHO	1,192.62		1,192.62		1,075.62		1,075.62	4.93%
WMO	2,422.08	36.31	2,458.39	1.61%	56.85	464.98	521.83	57.05%
WTO	19.70	66.34	86.04	68.26%	Data Not Submitted			
<b>TOTAL</b>	<b>297,769.41</b>	<b>627,800.57</b>	<b>925,569.98</b>	<b>74.08%</b>	<b>444,654.76</b>	<b>380,968.63</b>	<b>825,623.39</b>	<b>78.28%</b>

(a) UNDP procurement data includes UNDP HQ procurement, procurement under National Execution (NEX) and Direct Execution (DEX). Total UNDP project delivery consists of procurement of goods and services under the NEX and DEX modalities as well as the contracting of individual experts and consultants, the total UNDP project delivery for 2003 is USD 991.3 million.

(b) The statistics presented are representative of all UNOPS procurement of goods and services processed through the Reality procurement system. Procurements that are not processed through the Reality system — including local purchases processed through UNDP Country Offices and certain Headquarters purchases — cannot currently be fully described without and exhaustive, in depth review of myriad individual transactions

**TOTAL PROCUREMENT OF GOODS BY AGENCY AND COUNTRY OF PROCUREMENT : 2003**

**UNDP FUNDING**

(USD Thousand)

COUNTRY	UNDP/ NEX	UNDP/ DEX	Agency				
			ESCAP	FAO	IAPSO	ILO	ITC
AFGHANISTAN	7,807.88	14,821.74					
ALBANIA	6.96	100.44					
ALGERIA		138.55					61.05
ANDORRA	444.69						
ANGOLA	259.01	16.26					
ANTIGUA & BARBUDA							
ARGENTINA	1,170.62						
ARMENIA	827.13	92.29					
AUSTRALIA	44.23						
AUSTRIA		14.63			162.56		
AZERBAIJAN	3,113.71	287.56					
BAHAMAS							
BAHRAIN	25.58	1,149.78					
BANGLADESH	651.45						0.67
BARBADOS							
BELARUS	162.65						
BELGIUM	9.17				17.81		
BELIZE							
BENIN	166.22	236.02					
BHUTAN	289.27						
BOLIVIA	1,849.21						
BOSNIA AND HERZEGOVINA	185.03	1,249.92					
BOTSWANA				302.00			
BRAZIL	13,578.26	145.58					
BRUNEI DARUSSALAM							
BULGARIA	980.40						
BURKINA FASO	196.40						
BURUNDI	7.20	702.09					
CAMBODIA	418.77						
CAMEROON	46.71	22.00					
CANADA	381.38	15.75			820.29		
CAPE VERDE	28.23						
CENTRAL AFRICAN REPUBLIC	15.64	22.31					
CHAD	66.49	4.20					
CHILE							
CHINA	1,319.11	38.31			117.45		
COLOMBIA	35,529.21						
COMOROS	2.00						
CONGO							
CONGO, DEM. REP.							
COSTA RICA							
COTE D'IVOIRE	129.89						
CROATIA		78.00					
CUBA	3,639.75	11.58					
CYPRUS	71.92						
CZECH REPUBLIC	44.09				0.33		
DENMARK	6,850.59	469.13		86.25	8,342.86		
DJIBOUTI							
DOMINICA	4.51						
DOMINICAN REPUBLIC	1,049.69	43.84					
DPR KOREA	118.48	2.71					
ECUADOR	69.01						
EGYPT	905.79			59.79			
EL SALVADOR	9,807.88	118.00					
EQUATORIAL GUINEA							
ERITREA	78.85	6,500.00					
ESTONIA							
ETHIOPIA	577.44	30.56					
FIJI							
FINLAND	78.25	9.39			0.17		
FRANCE	2,382.26	253.46		4.85	211.04		
GABON	5.62						
GAMBIA	62.12						
GEORGIA	283.88	114.19					
GERMANY	381.19	1,749.99			-3.10		
GHANA							
GREECE	71.41						
GRENADA	33.98						
GUATEMALA	12,557.16						
GUINEA	297.66						
GUINEA-BISSAU							
GUYANA	35.32	0.41					
HAITI	79.71	474.80					
HONDURAS	71,683.39	475.28					
HUNGARY	7.66						
ICELAND							
INDIA	372.48	9.48			-16.98		
INDONESIA	280.03	113.14					
IRAN (ISLAMIC REPUBLIC OF)	103.27	11.68					
IRAQ							
IRELAND	246.63						
ISRAEL	3,803.09	2,241.58					
ITALY	461.86	1,721.53		64.18	-425.32		
JAMAICA	58.74	5.63					
JAPAN	7,667.70	1,292.19			7,300.21		

**TOTAL PROCUREMENT OF GOODS BY AGENCY AND COUNTRY OF PROCUREMENT : 2003**

UNDP FUNDING

(USD Thousand)

COUNTRY	UNDP/ NEX	UNDP/ DEX	Agency				
			ESCAP	FAO	IAPSO	ILO	ITC
JORDAN	384.72	3,359.53			2.94		
KAZAKHSTAN	142.40						
KENYA	816.23	462.13					
KIRIBATI							
KUWAIT		104.18					
KYRGYZSTAN	197.23						
LAO P.D.R.	442.00						
LATVIA	150.68						
LEBANON	329.29	2,320.21					
LESOTHO	50.53						
LIBERIA							
LIBYAN ARAB JAMAHIRIYA							
LIECHTENSTEIN							
LITHUANIA	18.65						
LUXEMBOURG							
MACEDONIA (TFYR)	52.91	136.54					
MADAGASCAR	12.48	16.54					
MALAWI	276.73						
MALAYSIA	24.12	8.97					
MALDIVES	9.59						
MALI	428.74						
MALTA							
MARSHALL ISLANDS							
MAURITANIA							
MAURITIUS							
MEXICO	35,445.42	2.92					
MICRONESIA (FED. STATES OF)							
MOLDOVA (REPUBLIC OF)	123.84						
MONACO							
MONGOLIA	32.24						
MOROCCO	60.87						
MOZAMBIQUE							
MYANMAR		856.13					
NAMIBIA	34.96						
NAURU							
NEPAL	126.53	32.41					
NETHERLANDS	1,820.22	434.15		12.00	163.34		
NEW ZEALAND							
NICARAGUA	275.13	288.43					
NIGER	65.93						
NIGERIA							
NORWAY	45.68				12.04		
OMAN		643.10					
PALAU							
PAKISTAN	880.57	751.63			27.24		
PANAMA	4,723.32						
PAPUA NEW GUINEA	12.70						
PARAGUAY	1,126.66	117.85					
PERU	603.33						
PHILIPPINES	2,124.51						
POLAND	123.89						
PORTUGAL	109.90						
QATAR							
REPUBLIC OF KOREA	2.60	2.22					
ROMANIA	73.68						6.32
RUSSIAN FEDERATION	440.38				8,159.80		
RWANDA	35.11						
SAMOA							
SAN MARINO							
SAO TOME & PRINCIPE							
SAUDI ARABIA	220.98	206.40					
SENEGAL							
SEYCHELLES							
SIERRA LEONE		561.60					
SINGAPORE	333.96	8.61					
SLOVAKIA	175.98						
SLOVENIA							
SOLOMON ISLANDS							
SOMALIA		182.27					
SOUTH AFRICA	537.59	137.32		1,259.78			
SPAIN	1,346.43						
SRI LANKA	295.35	556.39					
ST KITTS & NEVIS	0.26						
ST. LUCIA	50.12						
ST. VINCENT & THE GRENADINES	6.30						
SUDAN							
SURINAME							
SWAZILAND	69.05	144.21					
SWEDEN	138.00	551.63			176.92		
SWITZERLAND	4,001.43	6.48			215.28		
SYRIAN ARAB REPUBLIC	469.54	296.21					
TAJIKISTAN	169.71	137.99					
THAILAND	55.54	9.18	49.54				
TIMOR-LESTE							
TOGO							

**TOTAL PROCUREMENT OF GOODS BY AGENCY AND COUNTRY OF PROCUREMENT : 2003**
**UNDP FUNDING**
**(USD Thousand)**

COUNTRY	UNDP/ NEX	UNDP/ DEX	Agency					
			ESCAP	FAO	IAPSO	ILO	ITC	
TONGA								
TRINIDAD & TOBAGO	683.88							
TUNISIA	78.18	5.35						
TURKEY		1,163.18			74.69			
TURKMENISTAN	104.82							
TUVALU								
UNITED ARAB EMIRATES	2,080.75	196.04						
UGANDA	143.04	20.14						
UKRAINE						82.08		
UNITED KINGDOM	2,436.27	1,542.73			4,688.36			
UNITED REP. OF TANZANIA	275.06							
URUGUAY	91.29							
USA	31,136.06	1,576.66			412.10			
UZBEKISTAN	71.73	11.59						
VANUATU								
VENEZUELA	12,637.17	6.95						
VIET NAM	893.64							
YEMEN		436.67						
YUGOSLAVIA		761.69						
ZAMBIA	424.67							
ZIMBABWE	321.65	55.34						
<b>SUB-TOTAL</b>	<b>304,756.12</b>	<b>52,895.60</b>	<b>49.54</b>	<b>1,788.86</b>	<b>30,460.04</b>	<b>82.08</b>	<b>68.04</b>	
UNSPECIFIED COUNTRIES		373.61			710.76			
GLOBAL PROJECTS								
INTERREGIONAL PROJECTS								
ARAB COUNTRIES								
AFRICAN COUNTRIES								
ASIAN COUNTRIES	6.27							
EUROPEAN COUNTRIES								
LATIN AMERICA AND THE CARIBBEAN								
<b>GRAND-TOTAL</b>	<b>304,762.39</b>	<b>53,269.21</b>	<b>49.54</b>	<b>1,788.86</b>	<b>31,170.80</b>	<b>82.08</b>	<b>68.04</b>	
<b>INDUSTRIALIZED COUNTRIES:</b>	64,296.84	11,879.30		167.29	30,254.38			
Percentage	21.10%	22.30%		9.35%	97.06%			
<b>DEVELOPING COUNTRIES/ ECONOMIES IN TRANSITION</b>	240,465.55	41,016.29	49.54	1,621.57	205.66	82.08	68.04	
Percentage	78.90%	77.00%	100.00%	90.65%	0.66%	100.00%	100.00%	
<b>ARAB STATES</b>	2,578.22	8,853.94		59.79	2.94	82.08	61.05	
Percentage	0.85%	16.62%		3.34%	0.01%	100.00%	89.73%	
<b>AFRICAN COUNTRIES</b>	7,368.92	9,106.62		1,561.78				
Percentage	2.42%	17.10%		87.31%				
<b>ASIA &amp; PACIFIC</b>	16,497.11	17,210.92	49.54		127.71		0.67	
Percentage	5.41%	32.31%	100.00%		0.41%		0.99%	
<b>EUROPE &amp; CIS</b>	7,231.99	4,153.53			75.02		6.32	
Percentage	2.37%	7.80%			0.24%		9.28%	
<b>LATIN AMERICA &amp; THE CARIBBEAN</b>	206,789.31	1,691.28						
Percentage	67.85%	3.17%						
<b>OTHERS</b>		373.61			710.76			
Percentage		0.70%			2.28%			

**TOTAL PROCUREMENT OF GOODS BY AGENCY AND COUNTRY OF PROCUREMENT : 2003**

**UNDP FUNDING**

COUNTRY	ITU	UNCTAD	UNDP/ ASD	UNESCO	UNIDO	UNON
AFGHANISTAN						
ALBANIA						
ALGERIA						
ANDORRA						
ANGOLA						
ANTIGUA & BARBUDA						
ARGENTINA						
ARMENIA						
AUSTRALIA						
AUSTRIA					31.00	
AZERBAIJAN				15.00		
BAHAMAS						
BAHRAIN				62.00		
BANGLADESH						
BARBADOS						
BELARUS						
BELGIUM						
BELIZE						
BENIN						
BHUTAN						
BOLIVIA						
BOSNIA AND HERZEGOVINA						
BOTSWANA						
BRAZIL						
BRUNEI DARUSSALAM						
BULGARIA						
BURKINA FASO						
BURUNDI						
CAMBODIA						
CAMEROON						
CANADA						
CAPE VERDE						
CENTRAL AFRICAN REPUBLIC						
CHAD						
CHILE						
CHINA						
COLOMBIA						
COMOROS						
CONGO						
CONGO, DEM. REP.						
COSTA RICA						
COTE D'IVOIRE						
CROATIA						
CUBA						
CYPRUS						
CZECH REPUBLIC						
DENMARK					22.00	
DJIBOUTI						11.46
DOMINICA						
DOMINICAN REPUBLIC						
DPR KOREA						
ECUADOR						
EGYPT						
EL SALVADOR						
EQUATORIAL GUINEA						
ERITREA						
ESTONIA						
ETHIOPIA						
FIJI						
FINLAND						
FRANCE				2.00		
GABON						
GAMBIA						
GEORGIA						
GERMANY						
GHANA						
GREECE						
GRENADA						
GUATEMALA						
GUINEA						
GUINEA-BISSAU						
GUYANA						
HAITI						
HONDURAS						
HUNGARY				45.00		
ICELAND						
INDIA						
INDONESIA						
IRAN (ISLAMIC REPUBLIC OF)						
IRAQ						33.00
IRELAND						
ISRAEL						
ITALY						
JAMAICA						
JAPAN						

**TOTAL PROCUREMENT OF GOODS BY AGENCY AND COUNTRY OF PROCUREMENT : 2003**

**UNDP FUNDING**

COUNTRY	ITU	UNCTAD	UNDP/ ASD	UNESCO	UNIDO	UNON
JORDAN						
KAZAKHSTAN						
KENYA						34.33
KIRIBATI						
KUWAIT						
KYRGYZSTAN						
LAO P.D.R.						
LATVIA						
LEBANON						
LESOTHO						
LIBERIA						
LIBYAN ARAB JAMAHIRIYA						
LIECHTENSTEIN						
LITHUANIA						
LUXEMBOURG						
MACEDONIA (TFYR)						
MADAGASCAR						
MALAWI						
MALAYSIA						
MALDIVES						
MALI						
MALTA						
MARSHALL ISLANDS						
MAURITANIA						
MAURITIUS						
MEXICO						
MICRONESIA (FED. STATES OF)						
MOLDOVA (REPUBLIC OF)						
MONACO						
MONGOLIA						
MOROCCO						
MOZAMBIQUE						
MYANMAR						
NAMIBIA						
NAURU						
NEPAL		6.80				
NETHERLANDS					40.00	
NEW ZEALAND						
NICARAGUA						
NIGER						
NIGERIA						
NORWAY						
OMAN						
PALAU						
PAKISTAN						
PANAMA						
PAPUA NEW GUINEA						
PARAGUAY						
PERU						
PHILIPPINES						
POLAND						
PORTUGAL						
QATAR						
REPUBLIC OF KOREA						
ROMANIA						
RUSSIAN FEDERATION						
RWANDA						
SAMOA						
SAN MARINO						
SAO TOME & PRINCIPE						
SAUDI ARABIA						
SENEGAL						
SEYCHELLES						
SIERRA LEONE						
SINGAPORE						
SLOVAKIA						
SLOVENIA						
SOLOMON ISLANDS						
SOMALIA						8.72
SOUTH AFRICA						32.75
SPAIN						
SRI LANKA						
ST KITTS & NEVIS						
ST. LUCIA						
ST. VINCENT & THE GRENADINES						
SUDAN						
SURINAME						
SWAZILAND						
SWEDEN						
SWITZERLAND	2.06				5.00	
SYRIAN ARAB REPUBLIC						
TAJIKISTAN						
THAILAND						
TIMOR-LESTE						
TOGO		16.30				23.50

## TOTAL PROCUREMENT OF GOODS BY AGENCY AND COUNTRY OF PROCUREMENT : 2003

### UNDP FUNDING

COUNTRY	ITU	UNCTAD	UNDP/ ASD	UNESCO	UNIDO	UNON
TONGA						
TRINIDAD & TOBAGO						
TUNISIA						
TURKEY						
TURKMENISTAN						
TUVALU						
UNITED ARAB EMIRATES						
UGANDA						
UKRAINE				84.00		
UNITED KINGDOM					11.00	
UNITED REP. OF TANZANIA						1.68
URUGUAY						
USA			7,500.00			5.85
UZBEKISTAN						
VANUATU						
VENEZUELA						
VIET NAM						
YEMEN						
YUGOSLAVIA						24.75
ZAMBIA						
ZIMBABWE						
<b>SUB-TOTAL</b>	<b>2.06</b>	<b>23.10</b>	<b>7,500.00</b>	<b>208.00</b>	<b>109.00</b>	<b>176.04</b>
UNSPECIFIED COUNTRIES					29.00	
GLOBAL PROJECTS						
INTERREGIONAL PROJECTS						
ARAB COUNTRIES						
AFRICAN COUNTRIES						
ASIAN COUNTRIES						
EUROPEAN COUNTRIES						
LATIN AMERICA AND THE CARIBBEAN						
<b>GRAND-TOTAL</b>	<b>2.06</b>	<b>23.10</b>	<b>7,500.00</b>	<b>208.00</b>	<b>138.00</b>	<b>176.04</b>
<b>INDUSTRIALIZED COUNTRIES:</b>	2.06		7,500.00	2.00	109.00	5.85
Percentage	100.00%		100.00%	0.96%	78.99%	3.32%
<b>DEVELOPING COUNTRIES/ ECONOMIES IN TRANSITION</b>		23.10		206.00		170.19
Percentage		100.00%		99.04%		96.68%
<b>ARAB STATES</b>				146.00		53.18
Percentage				70.19%		30.21%
<b>AFRICAN COUNTRIES</b>		16.30				92.26
Percentage		70.56%				52.41%
<b>ASIA &amp; PACIFIC</b>		6.80				
Percentage		29.44%				
<b>EUROPE &amp; CIS</b>				60.00		24.75
Percentage				28.85%		14.06%
<b>LATIN AMERICA &amp; THE CARIBBEAN</b>						
Percentage						
<b>OTHERS</b>					29.00	
Percentage					21.01%	



**TOTAL PROCUREMENT OF GOODS BY AGENCY AND COUNTRY OF PROCUREMENT : 2003**

UNDP FUNDING		(USD Thousand)			
COUNTRY	Agency			TOTAL (ALL)	%
	UNOPS	WHO	WMO		
AFGHANISTAN				22,629.63	5.52%
ALBANIA				107.40	0.03%
ALGERIA				199.59	0.05%
ANDORRA				444.69	0.11%
ANGOLA				275.27	0.07%
ANTIGUA & BARBUDA					
ARGENTINA				1,170.62	0.29%
ARMENIA				919.42	0.22%
AUSTRALIA	4.41			48.64	0.01%
AUSTRIA				208.19	0.05%
AZERBAIJAN				3,416.26	0.83%
BAHAMAS					
BAHRAIN			6.42	1,243.78	0.30%
BANGLADESH				652.12	0.16%
BARBADOS					
BELARUS				162.65	0.04%
BELGIUM				26.99	0.01%
BELIZE					
BENIN				402.24	0.10%
BHUTAN				289.27	0.07%
BOLIVIA				1,849.21	0.45%
BOSNIA AND HERZEGOVINA				1,434.94	0.35%
BOTSWANA				302.00	0.07%
BRAZIL				13,723.85	3.35%
BRUNEI DARUSSALAM					
BULGARIA				980.40	0.24%
BURKINA FASO				196.40	0.05%
BURUNDI				709.29	0.17%
CAMBODIA				418.77	0.10%
CAMEROON				68.71	0.02%
CANADA	31.82			1,249.25	0.30%
CAPE VERDE				28.23	0.01%
CENTRAL AFRICAN REPUBLIC				37.95	0.01%
CHAD				70.70	0.02%
CHILE					
CHINA	1,608.84			3,083.71	0.75%
COLOMBIA				35,529.21	8.66%
COMOROS				2.00	0.00%
CONGO					
CONGO, DEM. REP.					
COSTA RICA					
COTE D'IVOIRE				129.89	0.03%
CROATIA				78.00	0.02%
CUBA				3,651.33	0.89%
CYPRUS		17.70		89.62	0.02%
CZECH REPUBLIC				44.42	0.01%
DENMARK	492.50	143.24		16,406.58	4.00%
DJIBOUTI				11.46	0.00%
DOMINICA				4.51	0.00%
DOMINICAN REPUBLIC				1,093.53	0.27%
DPR KOREA				121.19	0.03%
ECUADOR				69.01	0.02%
EGYPT				965.59	0.24%
EL SALVADOR				9,925.88	2.42%
EQUATORIAL GUINEA					
ERITREA				6,578.85	1.60%
ESTONIA					
ETHIOPIA				608.00	0.15%
FIJI					
FINLAND				87.81	0.02%
FRANCE	10.71	38.62		2,902.95	0.71%
GABON				5.62	0.00%
GAMBIA				62.12	0.02%
GEORGIA				398.07	0.10%
GERMANY	122.14	1.20		2,251.41	0.55%
GHANA					
GREECE				71.41	0.02%
GRENADA				33.98	0.01%
GUATEMALA				12,557.16	3.06%
GUINEA				297.66	0.07%
GUINEA-BISSAU					
GUYANA				35.73	0.01%
HAITI				554.51	0.14%
HONDURAS				72,158.67	17.60%
HUNGARY				52.66	0.01%
ICELAND					
INDIA	239.46	35.37		639.81	0.16%
INDONESIA				393.17	0.10%
IRAN (ISLAMIC REPUBLIC OF)				114.95	0.03%
IRAQ				33.00	0.01%
IRELAND	19.96	47.12		313.72	0.08%
ISRAEL				6,044.67	1.47%
ITALY	510.75			2,333.00	0.57%
JAMAICA				64.38	0.02%
JAPAN	138.74		38.19	16,437.03	4.01%

**TOTAL PROCUREMENT OF GOODS BY AGENCY AND COUNTRY OF PROCUREMENT : 2003**

COUNTRY	Agency			(USD Thousand)	
	UNOPS	WHO	WMO	TOTAL (ALL)	%
JORDAN				3,747.19	0.91%
KAZAKHSTAN				142.40	0.03%
KENYA				1,312.69	0.32%
KIRIBATI					
KUWAIT				104.18	0.03%
KYRGYZSTAN				197.23	0.05%
LAO P.D.R.				442.00	0.11%
LATVIA				150.68	0.04%
LEBANON				2,649.50	0.65%
LESOTHO				50.53	0.01%
LIBERIA					
LIBYAN ARAB JAMAHIRIYA					
LIECHTENSTEIN					
LITHUANIA				18.65	0.00%
LUXEMBOURG		2.42		2.42	0.00%
MACEDONIA (TFYR)				189.46	0.05%
MADAGASCAR				29.02	0.01%
MALAWI				276.73	0.07%
MALAYSIA				33.09	0.01%
MALDIVES				9.59	0.00%
MALI				428.74	0.10%
MALTA					
MARSHALL ISLANDS					
MAURITANIA					
MAURITIUS					
MEXICO				35,448.34	8.64%
MICRONESIA (FED. STATES OF)					
MOLDOVA (REPUBLIC OF)				123.84	0.03%
MONACO					
MONGOLIA				32.24	0.01%
MOROCCO				60.87	0.01%
MOZAMBIQUE	39.46			39.46	0.01%
MYANMAR				856.13	0.21%
NAMIBIA				34.96	0.01%
NAURU					
NEPAL				165.74	0.04%
NETHERLANDS	803.89	364.79		3,638.39	0.89%
NEW ZEALAND	0.83			0.83	0.00%
NICARAGUA				563.56	0.14%
NIGER				65.93	0.02%
NIGERIA					
NORWAY	215.84			273.56	0.07%
OMAN				643.10	0.16%
PALAU					
PAKISTAN				1,659.45	0.40%
PANAMA				4,723.32	1.15%
PAPUA NEW GUINEA				12.70	0.00%
PARAGUAY				1,244.51	0.30%
PERU				603.33	0.15%
PHILIPPINES				2,124.51	0.52%
POLAND				123.89	0.03%
PORTUGAL				109.90	0.03%
QATAR					
REPUBLIC OF KOREA				4.81	0.00%
ROMANIA				80.00	0.02%
RUSSIAN FEDERATION	403.27			9,003.45	2.20%
RWANDA				35.11	0.01%
SAMOA					
SAN MARINO					
SAO TOME & PRINCIPE					
SAUDI ARABIA				427.38	0.10%
SENEGAL					
SEYCHELLES					
SIERRA LEONE				561.60	0.14%
SINGAPORE				342.57	0.08%
SLOVAKIA				175.98	0.04%
SLOVENIA					
SOLOMON ISLANDS					
SOMALIA				191.00	0.05%
SOUTH AFRICA	67.61			2,035.06	0.50%
SPAIN				1,346.43	0.33%
SRI LANKA				851.74	0.21%
ST KITTS & NEVIS				0.26	0.00%
ST. LUCIA				50.12	0.01%
ST. VINCENT & THE GRENADINES				6.30	0.00%
SUDAN					
SURINAME					
SWAZILAND				213.25	0.05%
SWEDEN				866.56	0.21%
SWITZERLAND		5.28		4,235.53	1.03%
SYRIAN ARAB REPUBLIC				765.75	0.19%
TAJIKISTAN				307.71	0.08%
THAILAND				114.26	0.03%
TIMOR-LESTE					
TOGO	67.13			106.93	0.03%

**TOTAL PROCUREMENT OF GOODS BY AGENCY AND COUNTRY OF PROCUREMENT : 2003**

UNDP FUNDING		(USD Thousand)			
COUNTRY	Agency			TOTAL (ALL)	%
	UNOPS	WHO	WMO		
TONGA					
TRINIDAD & TOBAGO				683.88	0.17%
TUNISIA				83.53	0.02%
TURKEY				1,237.87	0.30%
TURKMENISTAN				104.82	0.03%
TUVALU					
UNITED ARAB EMIRATES				2,276.79	0.56%
UGANDA				163.18	0.04%
UKRAINE				166.08	0.04%
UNITED KINGDOM	3,729.41	391.81		12,799.58	3.12%
UNITED REP. OF TANZANIA				276.73	0.07%
URUGUAY				91.29	0.02%
USA	1,189.79	28.08		41,848.54	10.21%
UZBEKISTAN				83.32	0.02%
VANUATU					
VENEZUELA				12,644.12	3.08%
VIET NAM				893.64	0.22%
YEMEN				436.67	0.11%
YUGOSLAVIA				786.44	0.19%
ZAMBIA			12.24	436.91	0.11%
ZIMBABWE	5.97			382.95	0.09%
<b>SUB-TOTAL</b>	<b>9,702.53</b>	<b>1,075.62</b>	<b>56.85</b>	<b>408,953.47</b>	<b>99.73%</b>
UNSPECIFIED COUNTRIES				1,113.37	0.27%
GLOBAL PROJECTS					
INTERREGIONAL PROJECTS					
ARAB COUNTRIES					
AFRICAN COUNTRIES					
ASIAN COUNTRIES				6.27	0.00%
EUROPEAN COUNTRIES					
LATIN AMERICA AND THE CARIBBEAN					
<b>GRAND-TOTAL</b>	<b>9,702.53</b>	<b>1,075.62</b>	<b>56.85</b>	<b>410,073.10</b>	<b>100.00%</b>
<b>INDUSTRIALIZED COUNTRIES:</b>	7,674.07	1,022.55	38.19	122,951.52	
Percentage	79.09%	95.07%	67.18%	29.98%	
<b>DEVELOPING COUNTRIES/ ECONOMIES IN TRANSITION</b>	2,028.46	53.07	18.66	286,008.22	
Percentage	20.91%	4.93%	32.82%	69.75%	
<b>ARAB STATES</b>			6.42	11,843.62	
Percentage			11.29%	2.89%	
<b>AFRICAN COUNTRIES</b>	180.17		12.24	18,338.29	
Percentage	1.86%		21.53%	4.47%	
<b>ASIA &amp; PACIFIC</b>	1,848.30	35.37		35,776.41	
Percentage	19.05%	3.29%		8.72%	
<b>EUROPE &amp; CIS</b>		17.70		11,569.31	
Percentage		1.65%		2.82%	
<b>LATIN AMERICA &amp; THE CARIBBEAN</b>				208,480.59	
Percentage				50.84%	
<b>OTHERS</b>				1,113.37	
Percentage				0.27%	

**TOTAL PROCUREMENT OF SERVICES BY AGENCY AND COUNTRY OF PROCUREMENT : 2003**
**UNDP FUNDING**

COUNTRY	UNDP/ NEX	UNDP/ DEX	ESCAP	IAPSO	UNDP/ HQ
AFGHANISTAN		2,326.67			
ALBANIA	54.31	2,334.56			
ALGERIA	365.05	56.99			
ANDORRA					
ANGOLA		54.63			
ANTIGUA & BARBUDA					
ARGENTINA	566.68	2,840.74			
ARMENIA	103.97				
AUSTRALIA					
AUSTRIA		0.97			
AZERBAIJAN	892.92	18.95			
BAHAMAS					
BAHRAIN	151.47				
BANGLADESH	354.35				
BARBADOS	214.68				
BELARUS	169.67				
BELGIUM		28.27			
BELIZE					
BENIN	726.27	95.96			
BHUTAN	52.24				
BOLIVIA	33,418.33				
BOSNIA AND HERZEGOVINA	57.20	1,162.51			
BOTSWANA		180.00			
BRAZIL	39,769.95	17.70			
BRUNEI DARUSSALAM					
BULGARIA	17,491.59	266.40			
BURKINA FASO					
BURUNDI	11.00	137.57			
CAMBODIA	118.63				
CAMEROON	152.89				
CANADA		69.68			
CAPE VERDE	152.44				
CENTRAL AFRICAN REPUBLIC	402.73	1.63			
CHAD	15.63	3.75			
CHILE	2,310.99	20.41			
CHINA	855.00				
COLOMBIA	18,985.35				
COMOROS	24.00				
CONGO					
CONGO, DEM. REP.					
COSTA RICA					
COTE D'IVOIRE	286.51				
CROATIA					
CUBA	1,724.64				
CYPRUS					
CZECH REPUBLIC	2.74	1.14			
DENMARK		117.16		3,809.92	
DJIBOUTI					
DOMINICA					
DOMINICAN REPUBLIC					
DPR KOREA	105.78				
ECUADOR	1,061.63	24.00			
EGYPT	1,719.52				
EL SALVADOR	112.21	375.50			
EQUATORIAL GUINEA					
ERITREA	75.00				
ESTONIA		18.45			
ETHIOPIA	1,125.12	174.51			
FIJI					
FINLAND					
FRANCE		35.66			
GABON	30.46				
GAMBIA					
GEORGIA	283.75	86.34			
GERMANY		3,480.92			
GHANA					
GREECE					
GRENADA					
GUATEMALA	4,467.03	85.86			
GUINEA	188.11				
GUINEA-BISSAU					
GUYANA		120.29			
HAITI	108.69	2,183.45			
HONDURAS	43,508.53	163.72			
HUNGARY	39.68				
ICELAND					
INDIA	6,750.77	445.30			
INDONESIA	7,662.84	2,506.90			
IRAN (ISLAMIC REPUBLIC OF)	450.15	32.17			
IRAQ		3,343.82			
IRELAND					
ISRAEL					
ITALY		36.51			
JAMAICA	8.12	131.72			
JAPAN					

**TOTAL PROCUREMENT OF SERVICES BY AGENCY AND COUNTRY OF PROCUREMENT : 2003**
**UNDP FUNDING**

COUNTRY	UNDP/ NEX	UNDP/ DEX	ESCAP	IAPSO	UNDP/ HQ
JORDAN	8.80				
KAZAKHSTAN	420.65				
KENYA	1,618.33	89.40			
KIRIBATI					
KUWAIT					
KYRGYZSTAN	172.77				
LAO P.D.R.	120.00				
LATVIA	753.27				
LEBANON	384.95				
LESOTHO	249.85				
LIBERIA					
LIBYAN ARAB JAMAHIRIYA					
LIECHTENSTEIN					
LITHUANIA	245.57				
LUXEMBOURG					
MACEDONIA (TFYR)	782.72	27.58			
MADAGASCAR	1,162.10	125.69			
MALAWI	242.56				
MALAYSIA	308.43	85.00			
MALDIVES					
MALI	268.25				
MALTA	55.04				
MARSHALL ISLANDS					
MAURITANIA					
MAURITIUS					
MEXICO	393.03				
MICRONESIA (FED. STATES OF)					
MOLDOVA (REPUBLIC OF)	246.80				
MONACO					
MONGOLIA	390.46				
MOROCCO	97.28	17.47			
MOZAMBIQUE					
MYANMAR		139.82			
NAMIBIA	92.00				
NAURU					
NEPAL	3,987.21	1,089.51			
NETHERLANDS		36.72			
NEW ZEALAND					
NICARAGUA	2,000.34	419.93			
NIGER	621.59				
NIGERIA					
NORWAY					
OMAN					
PALAU					
PAKISTAN	3,766.00	80.51			
PANAMA	51,338.79				
PAPUA NEW GUINEA					
PARAGUAY	2,155.27	118.88			
PERU	21,466.02	261.32			
PHILIPPINES	1,464.45				
POLAND	265.90	0.97			
PORTUGAL		4.31			
QATAR					
REPUBLIC OF KOREA	112.65				
ROMANIA	373.06				
RUSSIAN FEDERATION	8,914.42				
RWANDA		0.26			
SAMOA					
SAN MARINO					
SAO TOME & PRINCIPE					
SAUDI ARABIA	210.70	50.00			
SENEGAL					
SEYCHELLES					
SIERRA LEONE		597.08			
SINGAPORE					
SLOVAKIA	436.05	0.83			
SLOVENIA	205.81				
SOLOMON ISLANDS					
SOMALIA		1,146.04			
SOUTH AFRICA		131.97			
SPAIN					
SRI LANKA	297.57	148.73			
ST KITTS & NEVIS					
ST. LUCIA					
ST. VINCENT & THE GRENADINES					
SUDAN					
SURINAME					
SWAZILAND	173.36	24.89			
SWEDEN					
SWITZERLAND		112.18			
SYRIAN ARAB REPUBLIC	1,807.88				
TAJIKISTAN	251.12	127.34			
THAILAND	163.18	30.07	9.81		
TIMOR-LESTE					
TOGO					

**TOTAL PROCUREMENT OF SERVICES BY AGENCY AND COUNTRY OF PROCUREMENT : 2003**
**UNDP FUNDING**

COUNTRY	UNDP/ NEX	UNDP/ DEX	ESCAP	IAPSO	UNDP/ HQ
TONGA					
TRINIDAD & TOBAGO					
TUNISIA	368.93				
TURKEY	56.77	67.92			
TURKMENISTAN	149.93				
TUVALU					
UNITED ARAB EMIRATES	1,500.00				
UGANDA	2,470.72	46.81			
UKRAINE	77.62				
UNITED KINGDOM		28.48			
UNITED REP. OF TANZANIA	1,210.13				
URUGUAY	505.33				
USA		427.89			29,500.00
UZBEKISTAN	848.86	87.55			
VANUATU					
VENEZUELA	1,658.19	98.14			
VIET NAM	813.70				
YEMEN	649.52				
YUGOSLAVIA		888.65			
ZAMBIA	131.14				
ZIMBABWE					
<b>SUB-TOTAL</b>	<b>305,593.64</b>	<b>29,492.72</b>	<b>9.81</b>	<b>3,809.92</b>	<b>29,500.00</b>
UNSPECIFIED COUNTRIES		1,909.37			
GLOBAL PROJECTS					
INTERREGIONAL PROJECTS					
ARAB COUNTRIES					
AFRICAN COUNTRIES					
ASIAN COUNTRIES					
EUROPEAN COUNTRIES					
LATIN AMERICA AND THE CARIBBEAN					
<b>GRAND-TOTAL</b>	<b>305,593.64</b>	<b>31,402.09</b>	<b>9.81</b>	<b>3,809.92</b>	<b>29,500.00</b>
<b>INDUSTRIALIZED COUNTRIES:</b>	8,914.42	4,378.73		3,809.92	29,500.00
Percentage	2.92%	13.94%		100.00%	100.00%
<b>DEVELOPING COUNTRIES/ ECONOMIES IN TRANSITION:</b>	296,679.22	25,113.98	9.81		
Percentage	97.08%	79.98%	100.00%		
<b>ARAB STATES</b>	6,291.85	4,646.48			
Percentage	2.06%	14.80%			
<b>AFRICAN COUNTRIES</b>	10,459.45	1,617.35			
Percentage	3.42%	5.15%			
<b>ASIA &amp; PACIFIC</b>	27,323.26	6,852.50	9.81		
Percentage	8.94%	21.82%	100.00%		
<b>EUROPE &amp; CIS</b>	26,830.85	5,135.98			
Percentage	8.78%	16.36%			
<b>LATIN AMERICA &amp; THE CARIBBEAN</b>	225,773.81	6,861.67			
Percentage	73.88%	21.85%			
<b>OTHERS</b>		1,909.37			
Percentage		6.08%			

**TOTAL PROCUREMENT OF SERVICES BY AGENCY AND COUNTRY OF PROCUREMENT : 2003**

UNDP FUNDING					(USD Thousand)	
COUNTRY	UNCTAD	UNIDO	UNOPS	WMO	TOTAL (ALL)	%
AFGHANISTAN					2,326.67	0.61%
ALBANIA					2,388.87	0.63%
ALGERIA					422.04	0.11%
ANDORRA						
ANGOLA					54.63	0.01%
ANTIGUA & BARBUDA						
ARGENTINA					3,407.42	0.89%
ARMENIA					103.97	0.03%
AUSTRALIA			13.30		13.30	0.00%
AUSTRIA		3.00			3.97	0.00%
AZERBAIJAN					911.87	0.24%
BAHAMAS						
BAHRAIN					151.47	0.04%
BANGLADESH					354.35	0.09%
BARBADOS					214.68	0.06%
BELARUS					169.67	0.04%
BELGIUM					28.27	0.01%
BELIZE						
BENIN			90.71		912.94	0.24%
BHUTAN					52.24	0.01%
BOLIVIA					33,418.33	8.77%
BOSNIA AND HERZEGOVINA					1,219.70	0.32%
BOTSWANA					180.00	0.05%
BRAZIL			88.75		39,876.40	10.47%
BRUNEI DARUSSALAM						
BULGARIA			11.15		17,769.14	4.66%
BURKINA FASO						
BURUNDI					148.57	0.04%
CAMBODIA					118.63	0.03%
CAMEROON			138.11		290.99	0.08%
CANADA			446.72		516.40	0.14%
CAPE VERDE					152.44	0.04%
CENTRAL AFRICAN REPUBLIC					404.35	0.11%
CHAD					19.38	0.01%
CHILE		16.00			2,347.40	0.62%
CHINA			12.00		867.00	0.23%
COLOMBIA			14.50		18,999.85	4.99%
COMOROS					24.00	0.01%
CONGO						
CONGO, DEM. REP.						
COSTA RICA						
COTE D'IVOIRE					286.51	0.08%
CROATIA						
CUBA					1,724.64	0.45%
CYPRUS						
CZECH REPUBLIC		21.00			24.88	0.01%
DENMARK			54.52		3,981.59	1.05%
DJIBOUTI						
DOMINICA						
DOMINICAN REPUBLIC						
DPR KOREA					105.78	0.03%
ECUADOR			10.00		1,095.63	0.29%
EGYPT			137.23		1,856.75	0.49%
EL SALVADOR					487.71	0.13%
EQUATORIAL GUINEA						
ERITREA		11.00			86.00	0.02%
ESTONIA					18.45	0.00%
ETHIOPIA			1,000.00		2,299.63	0.60%
FIJI			7.50		7.50	0.00%
FINLAND						
FRANCE		17.00	35.97	146.73	235.36	0.06%
GABON					30.46	0.01%
GAMBIA						
GEORGIA					370.09	0.10%
GERMANY			268.12		3,749.04	0.98%
GHANA						
GREECE						
GRENADA						
GUATEMALA					4,552.89	1.20%
GUINEA					188.11	0.05%
GUINEA-BISSAU			250.58		250.58	0.07%
GUYANA					120.29	0.03%
HAITI					2,292.15	0.60%
HONDURAS					43,672.25	11.46%
HUNGARY					39.68	0.01%
ICELAND						
INDIA		165.00	6.00		7,367.07	1.93%
INDONESIA					10,169.74	2.67%
IRAN (ISLAMIC REPUBLIC OF)					482.32	0.13%
IRAQ					3,343.82	0.88%
IRELAND						
ISRAEL						
ITALY		1.00	80.00		117.51	0.03%
JAMAICA					139.84	0.04%
JAPAN						

**TOTAL PROCUREMENT OF SERVICES BY AGENCY AND COUNTRY OF PROCUREMENT : 2003**
**UNDP FUNDING**
**(USD Thousand)**

COUNTRY	UNCTAD	UNIDO	UNOPS	WMO	TOTAL (ALL)	%
JORDAN			69.50		78.30	0.02%
KAZAKHSTAN					420.65	0.11%
KENYA					1,707.73	0.45%
KIRIBATI						
KUWAIT						
KYRGYZSTAN					172.77	0.05%
LAO P.D.R.					120.00	0.03%
LATVIA					753.27	0.20%
LEBANON			180.06		565.01	0.15%
LESOTHO					249.85	0.07%
LIBERIA						
LIBYAN ARAB JAMAHIRIYA						
LIECHTENSTEIN						
LITHUANIA					245.57	0.06%
LUXEMBOURG						
MACEDONIA (TFYR)					810.30	0.21%
MADAGASCAR					1,287.79	0.34%
MALAWI					242.56	0.06%
MALAYSIA			150.00		543.43	0.14%
MALDIVES						
MALI					268.25	0.07%
MALTA					55.04	0.01%
MARSHALL ISLANDS						
MAURITANIA						
MAURITIUS						
MEXICO					393.03	0.10%
MICRONESIA (FED. STATES OF)						
MOLDOVA (REPUBLIC OF)					246.80	0.06%
MONACO						
MONGOLIA					390.46	0.10%
MOROCCO					114.74	0.03%
MOZAMBIQUE			180.53		180.53	0.05%
MYANMAR					139.82	0.04%
NAMIBIA					92.00	0.02%
NAURU						
NEPAL					5,076.73	1.33%
NETHERLANDS					36.72	0.01%
NEW ZEALAND						
NICARAGUA					2,420.27	0.64%
NIGER			5.00	1.63	628.22	0.16%
NIGERIA						
NORWAY		35.00			35.00	0.01%
OMAN						
PALAU						
PAKISTAN					3,846.51	1.01%
PANAMA					51,338.79	13.48%
PAPUA NEW GUINEA						
PARAGUAY					2,274.15	0.60%
PERU					21,727.34	5.70%
PHILIPPINES					1,464.45	0.38%
POLAND					266.87	0.07%
PORTUGAL					4.31	0.00%
QATAR						
REPUBLIC OF KOREA					112.65	0.03%
ROMANIA					373.06	0.10%
RUSSIAN FEDERATION					8,914.42	2.34%
RWANDA			7.00		7.26	0.00%
SAMOA						
SAN MARINO						
SAO TOME & PRINCIPE						
SAUDI ARABIA					260.70	0.07%
SENEGAL		17.00			17.00	0.00%
SEYCHELLES						
SIERRA LEONE					597.08	0.16%
SINGAPORE						
SLOVAKIA				89.77	526.65	0.14%
SLOVENIA					205.81	0.05%
SOLOMON ISLANDS						
SOMALIA					1,146.04	0.30%
SOUTH AFRICA			1,593.72		1,725.69	0.45%
SPAIN			348.30		348.30	0.09%
SRI LANKA		6.00			452.29	0.12%
ST KITTS & NEVIS						
ST. LUCIA						
ST. VINCENT & THE GRENADINES						
SUDAN						
SURINAME						
SWAZILAND					198.26	0.05%
SWEDEN						
SWITZERLAND			6.84	39.19	158.21	0.04%
SYRIAN ARAB REPUBLIC					1,807.88	0.47%
TAJIKISTAN					378.46	0.10%
THAILAND					203.07	0.05%
TIMOR-LESTE						
TOGO	14.00				14.00	0.00%



**TOTAL PROCUREMENT OF SERVICES BY AGENCY AND COUNTRY OF PROCUREMENT : 2003**
**UNDP FUNDING**
**(USD Thousand)**

COUNTRY	UNCTAD	UNIDO	UNOPS	WMO	TOTAL (ALL)	%
TONGA						
TRINIDAD & TOBAGO						
TUNISIA			7.03		375.95	0.10%
TURKEY					124.69	0.03%
TURKMENISTAN					149.93	0.04%
TUVALU						
UNITED ARAB EMIRATES				180.00	1,680.00	0.44%
UGANDA					2,517.53	0.66%
UKRAINE			14.00		91.62	0.02%
UNITED KINGDOM			1,453.08		1,481.56	0.39%
UNITED REP. OF TANZANIA					1,210.13	0.32%
URUGUAY					505.33	0.13%
USA			3,201.97		33,129.86	8.70%
UZBEKISTAN					936.41	0.25%
VANUATU						
VENEZUELA					1,756.33	0.46%
VIET NAM					813.70	0.21%
YEMEN					649.52	0.17%
YUGOSLAVIA					888.65	0.23%
ZAMBIA				7.67	138.81	0.04%
ZIMBABWE						
<b>SUB-TOTAL</b>	<b>14.00</b>	<b>292.00</b>	<b>9,882.18</b>	<b>464.98</b>	<b>379,059.26</b>	<b>99.50%</b>
UNSPECIFIED COUNTRIES					1,909.37	0.50%
GLOBAL PROJECTS						
INTERREGIONAL PROJECTS						
ARAB COUNTRIES						
AFRICAN COUNTRIES						
ASIAN COUNTRIES						
EUROPEAN COUNTRIES						
LATIN AMERICA AND THE CARIBBEAN						
<b>GRAND-TOTAL</b>	<b>14.00</b>	<b>292.00</b>	<b>9,882.18</b>	<b>464.98</b>	<b>380,968.63</b>	<b>100.00%</b>
<b>INDUSTRIALIZED COUNTRIES:</b>		56.00	5,908.82	185.91	52,753.81	13.85%
Percentage		19.18%	59.79%	39.98%	13.85%	
<b>DEVELOPING COUNTRIES/ ECONOMIES IN TRANSITION:</b>	14.00	236.00	3,973.36	279.07	326,305.45	85.65%
Percentage	100.00%	80.82%	40.21%	60.02%	85.65%	85.65%
<b>ARAB STATES</b>			407.82		11,346.15	3.12%
Percentage			4.13%		2.98%	
<b>AFRICAN COUNTRIES</b>	14.00	28.00	3,265.65	189.30	15,573.74	4.61%
Percentage	100.00%	9.59%	33.05%	40.71%	4.09%	
<b>ASIA &amp; PACIFIC</b>		171.00	175.50		34,532.07	9.06%
Percentage		58.56%	1.78%		9.06%	
<b>EUROPE &amp; CIS</b>		21.00	11.15	89.77	32,088.75	7.79%
Percentage		7.19%	0.11%	19.31%	8.42%	
<b>LATIN AMERICA &amp; THE CARIBBEAN</b>		16.00	113.25		232,764.73	61.10%
Percentage		5.48%	1.15%		61.10%	
<b>OTHERS</b>					1,909.37	0.50%
Percentage					0.50%	

NATIONAL EXECUTION: PROCUREMENT OF GOODS AND SERVICES : 2003

ALL UNDP COUNTRY OFFICES		(USD Thousand)		
COUNTRY	GOODS	SERVICES	TOTAL	(%)
AFGHANISTAN	7,807.88		7,807.88	0.01
ALBANIA	6.96	54.31	61.27	0.01%
ALGERIA		365.05	365.05	0.06%
ANDORRA	444.69		444.69	0.07%
ANGOLA	259.01		259.01	0.04%
ANTIGUA & BARBUDA				
ARGENTINA	1,170.62	566.68	1,737.30	0.28%
ARMENIA	827.13	103.97	931.09	0.15%
AUSTRALIA	44.23		44.23	0.01%
AUSTRIA				
AZERBAIJAN	3,113.71	892.92	4,006.63	0.66%
BAHAMAS				
BAHRAIN	25.58	151.47	177.05	0.03%
BANGLADESH	651.45	354.35	1,005.80	0.16%
BARBADOS		214.68	214.68	0.04%
BELARUS	162.65	169.67	332.32	0.05%
BELGIUM	9.17		9.17	0.00%
BELIZE				
BENIN	166.22	726.27	892.48	0.15%
BHUTAN	289.27	52.24	341.51	0.06%
BOLIVIA	1,849.21	33,418.33	35,267.54	5.78%
BOSNIA AND HERZEGOVINA	185.03	57.20	242.22	0.04%
BOTSWANA				
BRAZIL	13,578.26	39,769.95	53,348.22	8.74%
BRUNEI DARUSSALAM				
BULGARIA	980.40	17,491.59	18,471.99	3.03%
BURKINA FASO	196.40		196.40	0.03%
BURUNDI	7.20	11.00	18.20	0.00%
CAMBODIA	418.77	118.63	537.40	0.09%
CAMEROON	46.71	152.89	199.60	0.03%
CANADA	381.38		381.38	0.06%
CAPE VERDE	28.23	152.44	180.67	0.03%
CENTRAL AFRICAN REPUBLIC	15.64	402.73	418.37	0.07%
CHAD	66.49	15.63	82.12	0.01%
CHILE		2,310.99	2,310.99	0.38%
CHINA	1,319.11	855.00	2,174.11	0.36%
COLOMBIA	35,529.21	18,985.35	54,514.56	8.93%
COMOROS	2.00	24.00	26.00	0.00%
CONGO				
CONGO, DEM. REP.				
COSTA RICA				
COTE D'IVOIRE	129.89	286.51	416.39	0.07%
CROATIA				
CUBA	3,639.75	1,724.64	5,364.40	0.88%
CYPRUS	71.92		71.92	0.01%
CZECH REPUBLIC	44.09	2.74	46.82	0.01%
DENMARK	6,850.59		6,850.59	1.12%
DJIBOUTI				
DOMINICA	4.51		4.51	0.00%
DOMINICAN REPUBLIC	1,049.69		1,049.69	0.17%
DPR KOREA	118.48	105.78	224.26	0.04%
ECUADOR	69.01	1,061.63	1,130.64	0.19%
EGYPT	905.79	1,719.52	2,625.31	0.43%
EL SALVADOR	9,807.88	112.21	9,920.08	1.63%
EQUATORIAL GUINEA				
ERITREA	78.85	75.00	153.85	0.03%
ESTONIA				
ETHIOPIA	577.44	1,125.12	1,702.56	0.28%
FIJI				
FINLAND	78.25		78.25	0.01%
FRANCE	2,382.26		2,382.26	0.39%
GABON	5.62	30.46	36.08	0.01%
GAMBIA	62.12		62.12	0.01%
GEORGIA	283.88	283.75	567.63	0.09%
GERMANY	381.19		381.19	0.06%
GHANA				
GREECE	71.41		71.41	0.01%
GRENADA	33.98		33.98	0.01%
GUATEMALA	12,557.16	4,467.03	17,024.19	2.79%
GUINEA	297.66	188.11	485.76	0.08%
GUINEA-BISSAU				
GUYANA	35.32		35.32	0.01%
HAITI	79.71	108.69	188.40	0.03%
HONDURAS	71,683.39	43,508.53	115,191.92	18.87%
HUNGARY	7.66	39.68	47.34	0.01%
ICELAND				
INDIA	372.48	6,750.77	7,123.25	1.17%
INDONESIA	280.03	7,662.84	7,942.88	1.30%
IRAN (ISLAMIC REPUBLIC OF)	103.27	450.15	553.42	0.09%
IRAQ				
IRELAND	246.63		246.63	0.04%
ISRAEL	3,803.09		3,803.09	0.62%
ITALY	461.86		461.86	0.08%
JAMAICA	58.74	8.12	66.87	0.01%
JAPAN	7,667.70		7,667.70	1.26%

NATIONAL EXECUTION: PROCUREMENT OF GOODS AND SERVICES : 2003

ALL UNDP COUNTRY OFFICES		(USD Thousand)		
COUNTRY	GOODS	SERVICES	TOTAL	(%)
JORDAN	384.72	8.80	393.51	0.06%
KAZAKHSTAN	142.40	420.65	563.05	0.09%
KENYA	816.23	1,618.33	2,434.55	0.40%
KIRIBATI				
KUWAIT				
KYRGYZSTAN	197.23	172.77	370.00	0.06%
LAO P.D.R.	442.00	120.00	562.00	0.09%
LATVIA	150.68	753.27	903.95	0.15%
LEBANON	329.29	384.95	714.24	0.12%
LESOTHO	50.53	249.85	300.38	0.05%
LIBERIA				
LIBYAN ARAB JAMAHIRIYA				
LIECHTENSTEIN				
LITHUANIA	18.65	245.57	264.22	0.04%
LUXEMBOURG				
MACEDONIA (TFYR)	52.91	782.72	835.64	0.14%
MADAGASCAR	12.48	1,162.10	1,174.58	0.19%
MALAWI	276.73	242.56	519.29	0.09%
MALAYSIA	24.12	308.43	332.55	0.05%
MALDIVES	9.59		9.59	0.00%
MALI	428.74	268.25	696.99	0.11%
MALTA		55.04	55.04	0.01%
MARSHALL ISLANDS				
MAURITANIA				
MAURITIUS				
MEXICO	35,445.42	393.03	35,838.45	5.87%
MICRONESIA (FED. STATES OF)				
MOLDOVA (REPUBLIC OF)	123.84	246.80	370.65	0.06%
MONACO				
MONGOLIA	32.24	390.46	422.70	0.07%
MOROCCO	60.87	97.28	158.14	0.03%
MOZAMBIQUE				
MYANMAR				
NAMIBIA	34.96	92.00	126.96	0.02%
NAURU				
NEPAL	126.53	3,987.21	4,113.75	0.67%
NETHERLANDS	1,820.22		1,820.22	0.30%
NEW ZEALAND				
NICARAGUA	275.13	2,000.34	2,275.47	0.37%
NIGER	65.93	621.59	687.52	0.11%
NIGERIA				
NORWAY	45.68		45.68	0.01%
OMAN				
PALAU				
PAKISTAN	880.57	3,766.00	4,646.57	0.76%
PANAMA	4,723.32	51,338.79	56,062.11	9.19%
PAPUA NEW GUINEA	12.70		12.70	0.00%
PARAGUAY	1,126.66	2,155.27	3,281.92	0.54%
PERU	603.33	21,466.02	22,069.35	3.62%
PHILIPPINES	2,124.51	1,464.45	3,588.96	0.59%
POLAND	123.89	265.90	389.79	0.06%
PORTUGAL	109.90		109.90	0.02%
QATAR				
REPUBLIC OF KOREA	2.60	112.65	115.25	0.02%
ROMANIA	73.68	373.06	446.74	0.07%
RUSSIAN FEDERATION	440.38	8,914.42	9,354.80	1.53%
RWANDA	35.11		35.11	0.01%
SAMOA				
SAN MARINO				
SAO TOME & PRINCIPE				
SAUDI ARABIA	220.98	210.70	431.68	0.07%
SENEGAL				
SEYCHELLES				
SIERRA LEONE				
SINGAPORE	333.96		333.96	0.05%
SLOVAKIA	175.98	436.05	612.02	0.10%
SLOVENIA		205.81	205.81	0.03%
SOLOMON ISLANDS				
SOMALIA				
SOUTH AFRICA	537.59		537.59	0.09%
SPAIN	1,346.43		1,346.43	0.22%
SRI LANKA	295.35	297.57	592.92	0.10%
ST KITTS & NEVIS	0.26		0.26	0.00%
ST. LUCIA	50.12		50.12	0.01%
ST. VINCENT & THE GRENADINES	6.30		6.30	0.00%
SUDAN				
SURINAME				
SWAZILAND	69.05	173.36	242.41	0.04%
SWEDEN	138.00		138.00	0.02%
SWITZERLAND	4,001.43		4,001.43	0.66%
SYRIAN ARAB REPUBLIC	469.54	1,807.88	2,277.42	0.37%
TAJKISTAN	169.71	251.12	420.83	0.07%
THAILAND	55.54	163.18	218.72	0.04%
TIMOR-LESTE				
TOGO				

**NATIONAL EXECUTION: PROCUREMENT OF GOODS AND SERVICES : 2003**

ALL UNDP COUNTRY OFFICES		(USD Thousand)		
COUNTRY	GOODS	SERVICES	TOTAL	(%)
TONGA				
TRINIDAD & TOBAGO	683.88		683.88	0.11%
TUNISIA	78.18	368.93	447.10	0.07%
TURKEY		56.77	56.77	0.01%
TURKMENISTAN	104.82	149.93	254.75	0.04%
TUVALU				
UNITED ARAB EMIRATES	2,080.75	1,500.00	3,580.75	0.59%
UGANDA	143.04	2,470.72	2,613.76	0.43%
UKRAINE		77.62	77.62	0.01%
UNITED KINGDOM	2,436.27		2,436.27	0.40%
UNITED REP. OF TANZANIA	275.06	1,210.13	1,485.18	0.24%
URUGUAY	91.29	505.33	596.62	0.10%
USA	31,136.06		31,136.06	5.10%
UZBEKISTAN	71.73	848.86	920.59	0.15%
VANUATU				
VENEZUELA	12,637.17	1,658.19	14,295.36	2.34%
VIET NAM	893.64	813.70	1,707.35	0.28%
YEMEN		649.52	649.52	0.11%
YUGOSLAVIA				
ZAMBIA	424.67	131.14	555.81	0.09%
ZIMBABWE	321.65		321.65	0.05%
<b>SUB-TOTAL</b>	<b>304,756.12</b>	<b>305,593.64</b>	<b>610,349.76</b>	<b>100.00%</b>
UNSPECIFIED COUNTRIES				
GLOBAL PROJECTS				
INTERREGIONAL PROJECTS				
ARAB COUNTRIES				
AFRICAN COUNTRIES				
ASIAN COUNTRIES				
	6.27		6.27	0.00%
EUROPEAN COUNTRIES				
LATIN AMERICA AND THE CARIBBEAN				
<b>GRAND-TOTAL</b>	<b>304,762.39</b>	<b>305,593.64</b>	<b>610,356.03</b>	<b>100.00%</b>
<b>INDUSTRIALIZED COUNTRIES:</b>	<b>64,296.84</b>	<b>8,914.42</b>	<b>73,211.26</b>	
Percentage	21.10%	2.92%	11.99%	
<b>DEVELOPING COUNTRIES/ ECONOMIES IN TRANSITION</b>	<b>240,465.55</b>	<b>296,679.22</b>	<b>537,144.77</b>	
Percentage	78.90%	97.08%	88.01%	
<b>ARAB STATES</b>	<b>2,578.22</b>	<b>6,291.85</b>	<b>8,870.08</b>	
Percentage	0.85%	2.06%	1.45%	
<b>AFRICA</b>	<b>7,368.92</b>	<b>10,459.45</b>	<b>17,828.37</b>	
Percentage	2.42%	3.42%	2.92%	
<b>ASIA &amp; PACIFIC</b>	<b>16,497.11</b>	<b>27,323.26</b>	<b>43,820.37</b>	
Percentage	5.41%	8.94%	7.18%	
<b>EUROPE &amp; CIS</b>	<b>7,231.99</b>	<b>26,830.85</b>	<b>34,062.83</b>	
Percentage	2.37%	8.78%	5.58%	
<b>LATIN AMERICA &amp; THE CARIBBEAN</b>	<b>206,789.31</b>	<b>225,773.81</b>	<b>432,563.12</b>	
Percentage	67.85%	73.88%	70.87%	
<b>OTHERS</b>				
Percentage				

**NATIONAL EXECUTION: Cost of Goods and Services ordered by Country Office: 2003**

ALL UNDP COUNTRY OFFICES			(USD Thousand)	
COUNTRY	GOODS	SERVICES	TOTAL	(%)
AFGHANISTAN	7,807.88		7,807.88	0.01
ALBANIA	6.96	54.31	61.27	0.01%
ALGERIA	444.69	365.05	809.74	0.13%
ANDORRA				
ANGOLA	263.94		263.94	0.04%
ANTIGUA & BARBUDA				
ARGENTINA	1,347.81	566.68	1,914.49	0.31%
ARMENIA	827.13	103.97	931.09	0.15%
AUSTRALIA				
AUSTRIA				
AZERBAIJAN	3,251.71	892.92	4,144.63	0.68%
BAHAMAS				
BAHRAIN	25.58	151.47	177.05	0.03%
BANGLADESH	650.98	354.35	1,005.33	0.16%
BARBADOS	95.17	214.68	309.85	0.05%
BELARUS	162.65	169.67	332.32	0.05%
BELGIUM				
BELIZE				
BENIN	166.22	726.27	892.48	0.15%
BHUTAN	362.17	52.24	414.41	0.07%
BOLIVIA	3,131.28	33,418.33	36,549.62	5.99%
BOSNIA AND HERZEGOVINA	185.03	57.20	242.22	0.04%
BOTSWANA				
BRAZIL	19,457.49	39,769.95	59,227.44	9.70%
BRUNEI DARUSSALAM				
BULGARIA	980.40	17,491.59	18,471.99	3.03%
BURKINA FASO	196.40		196.40	0.03%
BURUNDI	7.20	11.00	18.20	0.00%
CAMBODIA	483.77	118.63	602.39	0.10%
CAMEROON	46.71	152.89	199.60	0.03%
CANADA				
CAPE VERDE	124.57	152.44	277.01	0.05%
CENTRAL AFRICAN REPUBLIC	15.64	402.73	418.37	0.07%
CHAD	66.49	15.63	82.12	0.01%
CHILE	3,324.47	2,310.99	5,635.46	0.92%
CHINA	21,101.96	855.00	21,956.96	3.60%
COLOMBIA	41,076.40	18,985.35	60,061.75	9.84%
COMOROS	13.32	24.00	37.32	0.01%
CONGO				
CONGO, DEM. REP.				
COSTA RICA				
COTE D'IVOIRE	129.89	286.51	416.39	0.07%
CROATIA				
CUBA	3,639.75	1,724.64	5,364.40	0.88%
CYPRUS				
CZECH REPUBLIC	44.09	2.74	46.82	0.01%
DENMARK				
DJIBOUTI				
DOMINICA				
DOMINICAN REPUBLIC	1,078.47		1,078.47	0.18%
DPR KOREA	229.26	105.78	335.05	0.05%
ECUADOR	2,913.00	1,061.63	3,974.63	0.65%
EGYPT	1,361.19	1,719.52	3,080.71	0.50%
EL SALVADOR	9,807.88	112.21	9,920.08	1.63%
EQUATORIAL GUINEA				
ERITREA	276.10	75.00	351.10	0.06%
ESTONIA				
ETHIOPIA	4,091.95	1,125.12	5,217.07	0.85%
FIJI				
FINLAND				
FRANCE				
GABON	5.62	30.46	36.08	0.01%
GAMBIA	62.12		62.12	0.01%
GEORGIA	283.88	283.75	567.63	0.09%
GERMANY				
GHANA				
GREECE				
GRENADA				
GUATEMALA	12,557.16	4,467.03	17,024.19	2.79%
GUINEA	625.79	188.11	813.90	0.13%
GUINEA-BISSAU				
GUYANA	43.43		43.43	0.01%
HAITI	79.71	108.69	188.40	0.03%
HONDURAS	114,375.17	43,508.53	157,883.70	25.87%
HUNGARY	7.66	39.68	47.34	0.01%
ICELAND				
INDIA	345.26	6,750.77	7,096.03	1.16%
INDONESIA	249.74	7,662.84	7,912.58	1.30%
IRAN (ISLAMIC REPUBLIC OF)	272.34	450.15	722.49	0.12%
IRAQ				
IRELAND				
ISRAEL				
ITALY				
JAMAICA	58.74	8.12	66.87	0.01%
JAPAN				

**NATIONAL EXECUTION: Cost of Goods and Services ordered by Country Office: 2003**

ALL UNDP COUNTRY OFFICES				(USD Thousand)
COUNTRY	GOODS	SERVICES	TOTAL	(%)
JORDAN	305.14	8.80	313.94	0.05%
KAZAKHSTAN	141.56	420.65	562.21	0.09%
KENYA	791.23	1,618.33	2,409.55	0.39%
KIRIBATI				
KUWAIT				
KYRGYZSTAN	197.23	172.77	370.00	0.06%
LAO P.D.R.	676.00	120.00	796.00	0.13%
LATVIA	108.82	753.27	862.09	0.14%
LEBANON	1,736.83	384.95	2,121.78	0.35%
LESOTHO	50.53	249.85	300.38	0.05%
LIBERIA				
LIBYAN ARAB JAMAHIRIYA				
LIECHTENSTEIN				
LITHUANIA	18.65	245.57	264.22	0.04%
LUXEMBOURG				
MACEDONIA (TFYR)	52.91	782.72	835.64	0.14%
MADAGASCAR	30.37	1,162.10	1,192.47	0.20%
MALAWI	1,150.82	242.56	1,393.39	0.23%
MALAYSIA		308.43	308.43	0.05%
MALDIVES	39.88		39.88	0.01%
MALI	428.74	268.25	696.99	0.11%
MALTA		55.04	55.04	0.01%
MARSHALL ISLANDS				
MAURITANIA	1,002.77		1,002.77	0.16%
MAURITIUS				
MEXICO	1,081.60	393.03	1,474.63	0.24%
MICRONESIA (FED. STATES OF)				
MOLDOVA (REPUBLIC OF)	123.84	246.80	370.65	0.06%
MONACO				
MONGOLIA	93.04	390.46	483.50	0.08%
MOROCCO	60.87	97.28	158.14	0.03%
MOZAMBIQUE				
MYANMAR				
NAMIBIA	34.96	92.00	126.96	0.02%
NAURU				
NEPAL	323.47	3,987.21	4,310.68	0.71%
NETHERLANDS				
NEW ZEALAND				
NICARAGUA	275.13	2,000.34	2,275.47	0.37%
NIGER	742.30	621.59	1,363.89	0.22%
NIGERIA				
NORWAY				
OMAN				
PALAU				
PAKISTAN	985.34	3,766.00	4,751.34	0.78%
PANAMA	4,516.71	51,338.79	55,855.50	9.15%
PAPUA NEW GUINEA	51.39		51.39	0.01%
PARAGUAY	1,126.66	2,155.27	3,281.92	0.54%
PERU	2,232.74	21,466.02	23,698.76	3.88%
PHILIPPINES	2,133.22	1,464.45	3,597.66	0.59%
POLAND	9.60	265.90	275.50	0.05%
PORTUGAL				
QATAR				
REPUBLIC OF KOREA		112.65	112.65	0.02%
ROMANIA	73.68	373.06	446.74	0.07%
RUSSIAN FEDERATION	529.64	8,914.42	9,444.06	1.55%
RWANDA	35.11		35.11	0.01%
SAMOA				
SAN MARINO				
SAO TOME & PRINCIPE	82.80		82.80	0.01%
SAUDI ARABIA	200.81	210.70	411.51	0.07%
SENEGAL				
SEYCHELLES				
SIERRA LEONE				
SINGAPORE				
SLOVAKIA	166.76	436.05	602.81	0.10%
SLOVENIA	9.22	205.81	215.02	0.04%
SOLOMON ISLANDS				
SOMALIA				
SOUTH AFRICA	96.95		96.95	0.02%
SPAIN				
SRI LANKA	348.04	297.57	645.61	0.11%
ST. KITTS & NEVIS				
ST. LUCIA				
ST. VINCENT & THE GRENADINES				
SUDAN				
SURINAME				
SWAZILAND	69.05	173.36	242.41	0.04%
SWEDEN				
SWITZERLAND				
SYRIAN ARAB REPUBLIC	568.96	1,807.88	2,376.84	0.39%
TAJIKISTAN	169.71	251.12	420.83	0.07%
THAILAND	42.40	163.18	205.58	0.03%
TIMOR-LESTE				
TOGO				

**NATIONAL EXECUTION: Cost of Goods and Services ordered by Country Office: 2003**

ALL UNDP COUNTRY OFFICES				(USD Thousand)
COUNTRY	GOODS	SERVICES	TOTAL	(%)
TONGA				
TRINIDAD & TOBAGO	683.88		683.88	0.11%
TUNISIA	82.43	368.93	451.36	0.07%
TURKEY		56.77	56.77	0.01%
TURKMENISTAN	104.82	149.93	254.75	0.04%
TUVALU				
UNITED ARAB EMIRATES	2,517.13	1,500.00	4,017.13	0.66%
UGANDA	370.91	2,470.72	2,841.63	0.47%
UKRAINE	1,186.60	77.62	1,264.22	0.21%
UNITED KINGDOM				
UNITED REP. OF TANZANIA	642.21	1,210.13	1,852.34	0.30%
URUGUAY	2,120.11	505.33	2,625.44	0.43%
USA				
UZBEKISTAN	699.47	848.86	1,548.33	0.25%
VANUATU				
VENEZUELA	13,282.18	1,658.19	14,940.37	2.45%
VIET NAM	965.47	813.70	1,779.17	0.29%
YEMEN		649.52	649.52	0.11%
YUGOSLAVIA				
ZAMBIA	424.67	131.14	555.81	0.09%
ZIMBABWE	604.86		604.86	0.10%
<b>SUB-TOTAL</b>	<b>304,762.39</b>	<b>305,593.64</b>	<b>610,356.03</b>	<b>100.00%</b>
UNSPECIFIED COUNTRIES				
GLOBAL PROJECTS				
INTERREGIONAL PROJECTS				
ARAB COUNTRIES				
AFRICAN COUNTRIES				
ASIAN COUNTRIES				
EUROPEAN COUNTRIES				
LATIN AMERICA AND THE CARIBBEAN				
<b>GRAND-TOTAL</b>	<b>304,762.39</b>	<b>305,593.64</b>	<b>610,356.03</b>	<b>100.00%</b>
<b>INDUSTRIALIZED COUNTRIES:</b>	529.64	8,914.42	9,444.06	
Percentage	0.17%	2.92%	1.55%	
<b>DEVELOPING COUNTRIES/ ECONOMIES IN TRANSITION</b>	304,232.75	296,679.22	600,911.97	
Percentage	99.83%	97.08%	98.45%	
<b>ARAB STATES</b>	6,245.45	6,291.85	12,537.30	
Percentage	2.05%	2.06%	2.05%	
<b>AFRICA</b>	14,796.44	10,459.45	25,255.89	
Percentage	4.86%	3.42%	4.14%	
<b>ASIA &amp; PACIFIC</b>	36,889.26	27,323.26	64,212.52	
Percentage	12.10%	8.94%	10.52%	
<b>EUROPE &amp; CIS</b>	7,996.68	26,830.85	34,827.53	
Percentage	2.62%	8.78%	5.71%	
<b>LATIN AMERICA &amp; THE CARIBBEAN</b>	238,304.92	225,773.81	464,078.73	
Percentage	78.19%	73.88%	76.03%	
<b>OTHERS</b>				
Percentage				

**DIRECT EXECUTION: PROCUREMENT OF GOODS AND SERVICES : 2003**

ALL UNDP COUNTRY OFFICES		(USD Thousand)		
COUNTRY	GOODS	SERVICES	TOTAL	(% )
AFGHANISTAN	14,821.74	2,326.67	17,148.41	20.25%
ALBANIA	100.44	2,334.56	2,435.00	2.88%
ALGERIA	138.55	56.99	195.53	0.23%
ANDORRA				
ANGOLA	16.26	54.63	70.89	0.08%
ANTIGUA & BARBUDA				
ARGENTINA		2,840.74	2,840.74	3.36%
ARMENIA	92.29		92.29	0.11%
AUSTRALIA				
AUSTRIA	14.63	0.97	15.60	0.02%
AZERBAIJAN	287.56	18.95	306.51	0.36%
BAHAMAS				
BAHRAIN	1,149.78		1,149.78	1.36%
BANGLADESH				
BARBADOS				
BELARUS				
BELGIUM		28.27	28.27	0.03%
BELIZE				
BENIN	236.02	95.96	331.99	0.39%
BHUTAN				
BOLIVIA				
BOSNIA AND HERZEGOVINA	1,249.92	1,162.51	2,412.42	2.85%
BOTSWANA		180.00	180.00	0.21%
BRAZIL	145.58	17.70	163.28	0.19%
BRUNEI DARUSSALAM				
BULGARIA		266.40	266.40	0.31%
BURKINA FASO				
BURUNDI	702.09	137.57	839.66	0.99%
CAMBODIA				
CAMEROON	22.00		22.00	0.03%
CANADA	15.75	69.68	85.43	0.10%
CAPE VERDE				
CENTRAL AFRICAN REPUBLIC	22.31	1.63	23.93	0.03%
CHAD	4.20	3.75	7.95	0.01%
CHILE		20.41	20.41	0.02%
CHINA	38.31		38.31	0.05%
COLOMBIA				
COMOROS				
CONGO				
CONGO, DEM. REP.				
COSTA RICA				
COTE D'IVOIRE				
CROATIA	78.00		78.00	0.09%
CUBA	11.58		11.58	0.01%
CYPRUS				
CZECH REPUBLIC		1.14	1.14	0.00%
DENMARK	469.13	117.16	586.29	0.69%
DJIBOUTI				
DOMINICA				
DOMINICAN REPUBLIC	43.84		43.84	0.05%
DPR KOREA	2.71		2.71	0.00%
ECUADOR		24.00	24.00	0.03%
EGYPT				
EL SALVADOR	118.00	375.50	493.51	0.58%
EQUATORIAL GUINEA				
ERITREA	6,500.00		6,500.00	7.68%
ESTONIA		18.45	18.45	0.02%
ETHIOPIA	30.56	174.51	205.07	0.24%
FIJI				
FINLAND	9.39		9.39	0.01%
FRANCE	253.46	35.66	289.12	0.34%
GABON				
GAMBIA				
GEORGIA	114.19	86.34	200.53	0.24%
GERMANY	1,749.99	3,480.92	5,230.91	6.18%
GHANA				
GREECE				
GRENADA				
GUATEMALA		85.86	85.86	0.10%
GUINEA				
GUINEA-BISSAU				
GUYANA	0.41	120.29	120.71	0.14%
HAITI	474.80	2,183.45	2,658.25	3.14%
HONDURAS	475.28	163.72	638.99	0.75%
HUNGARY				
ICELAND				
INDIA	9.48	445.30	454.78	0.54%
INDONESIA	113.14	2,506.90	2,620.03	3.09%
IRAN (ISLAMIC REPUBLIC OF)	11.68	32.17	43.85	0.05%
IRAQ		3,343.82	3,343.82	3.95%
IRELAND				
ISRAEL	2,241.58		2,241.58	2.65%
ITALY	1,721.53	36.51	1,758.03	2.08%
JAMAICA	5.63	131.72	137.35	0.16%
JAPAN	1,292.19		1,292.19	1.53%



**DIRECT EXECUTION: PROCUREMENT OF GOODS AND SERVICES : 2003**

ALL UNDP COUNTRY OFFICES		(USD Thousand)		
COUNTRY	GOODS	SERVICES	TOTAL	(%)
JORDAN	3,359.53		3,359.53	3.97%
KAZAKHSTAN				
KENYA	462.13	89.40	551.53	0.65%
KIRIBATI				
KUWAIT	104.18		104.18	0.12%
KYRGYZSTAN				
LAO P.D.R.				
LATVIA				
LEBANON	2,320.21		2,320.21	2.74%
LESOTHO				
LIBERIA				
LIBYAN ARAB JAMAHIRIYA				
LIECHTENSTEIN				
LITHUANIA				
LUXEMBOURG				
MACEDONIA (TFYR)	136.54	27.58	164.12	0.19%
MADAGASCAR	16.54	125.69	142.24	0.17%
MALAWI				
MALAYSIA	8.97	85.00	93.97	0.11%
MALDIVES				
MALI				
MALTA				
MARSHALL ISLANDS				
MAURITANIA				
MAURITIUS				
MEXICO	2.92		2.92	0.00%
MICRONESIA (FED. STATES OF)				
MOLDOVA (REPUBLIC OF)				
MONACO				
MONGOLIA				
MOROCCO		17.47	17.47	0.02%
MOZAMBIQUE				
MYANMAR	856.13	139.82	995.95	1.18%
NAMIBIA				
NAURU				
NEPAL	32.41	1,089.51	1,121.92	1.33%
NETHERLANDS	434.15	36.72	470.87	0.56%
NEW ZEALAND				
NICARAGUA	288.43	419.93	708.36	0.84%
NIGER				
NIGERIA				
NORWAY				
OMAN	643.10		643.10	0.76%
PALAU				
PAKISTAN	751.63	80.51	832.14	0.98%
PANAMA				
PAPUA NEW GUINEA				
PARAGUAY	117.85	118.88	236.73	0.28%
PERU		261.32	261.32	0.31%
PHILIPPINES				
POLAND		0.97	0.97	0.00%
PORTUGAL		4.31	4.31	0.01%
QATAR				
REPUBLIC OF KOREA	2.22		2.22	0.00%
ROMANIA				
RUSSIAN FEDERATION				
RWANDA		0.26	0.26	0.00%
SAMOA				
SAN MARINO				
SAO TOME & PRINCIPE				
SAUDI ARABIA	206.40	50.00	256.40	0.30%
SENEGAL				
SEYCHELLES				
SIERRA LEONE	561.60	597.08	1,158.68	1.37%
SINGAPORE	8.61		8.61	0.01%
SLOVAKIA		0.83	0.83	0.00%
SLOVENIA				
SOLOMON ISLANDS				
SOMALIA	182.27	1,146.04	1,328.32	1.57%
SOUTH AFRICA	137.32	131.97	269.29	0.32%
SPAIN				
SRI LANKA	556.39	148.73	705.11	0.83%
ST. KITTS & NEVIS				
ST. LUCIA				
ST. VINCENT & THE GRENADINES				
SUDAN				
SURINAME				
SWAZILAND	144.21	24.89	169.10	0.20%
SWEDEN	551.63		551.63	0.65%
SWITZERLAND	6.48	112.18	118.66	0.14%
SYRIAN ARAB REPUBLIC	296.21		296.21	0.35%
TAJIKISTAN	137.99	127.34	265.33	0.31%
THAILAND	9.18	30.07	39.25	0.05%
TIMOR-LESTE				
TOGO				

**DIRECT EXECUTION: PROCUREMENT OF GOODS AND SERVICES : 2003**

ALL UNDP COUNTRY OFFICES			(USD Thousand)	
COUNTRY	GOODS	SERVICES	TOTAL	(% )
TONGA				
TRINIDAD & TOBAGO				
TUNISIA	5.35		5.35	0.01%
TURKEY	1,163.18	67.92	1,231.10	1.45%
TURKMENISTAN				
TUVALU				
UNITED ARAB EMIRATES	196.04		196.04	0.23%
UGANDA	20.14	46.81	66.95	0.08%
UKRAINE				
UNITED KINGDOM	1,542.73	28.48	1,571.20	1.86%
UNITED REP. OF TANZANIA				
URUGUAY				
USA	1,576.66	427.89	2,004.55	2.37%
UZBEKISTAN	11.59	87.55	99.14	0.12%
VANUATU				
VENEZUELA	6.95	98.14	105.09	0.12%
VIET NAM				
YEMEN	436.67		436.67	0.52%
YUGOSLAVIA	761.69	888.65	1,650.34	1.95%
ZAMBIA				
ZIMBABWE	55.34		55.34	0.07%
<b>SUB-TOTAL</b>	<b>52,895.60</b>	<b>29,492.72</b>	<b>82,388.32</b>	<b>97.30%</b>
UNSPECIFIED COUNTRIES	373.61	1,909.37	2,282.98	2.70%
GLOBAL PROJECTS				
INTERREGIONAL PROJECTS				
ARAB COUNTRIES				
AFRICAN COUNTRIES				
ASIAN COUNTRIES				
EUROPEAN COUNTRIES				
LATIN AMERICA AND THE CARIBBEAN				
<b>GRAND-TOTAL</b>	<b>53,269.21</b>	<b>31,402.09</b>	<b>84,671.29</b>	<b>100.00%</b>
<b>INDUSTRIALIZED COUNTRIES:</b>	<b>11,879.30</b>	<b>4,378.73</b>	<b>16,258.04</b>	
Percentage	22.30%	13.94%	19.20%	
<b>DEVELOPING COUNTRIES/ ECONOMIES IN TRANSITION</b>	<b>41,016.29</b>	<b>25,113.98</b>	<b>66,130.28</b>	
Percentage	77.00%	79.98%	78.10%	
<b>ARAB STATES</b>	<b>8,853.94</b>	<b>4,646.48</b>	<b>13,500.43</b>	
Percentage	16.62%	14.80%	15.94%	
<b>AFRICA</b>	<b>9,106.62</b>	<b>1,617.35</b>	<b>10,723.97</b>	
Percentage	17.10%	5.15%	12.67%	
<b>ASIA &amp; PACIFIC</b>	<b>17,210.92</b>	<b>6,852.50</b>	<b>24,063.42</b>	
Percentage	32.31%	21.82%	28.42%	
<b>EUROPE &amp; CIS</b>	<b>4,153.53</b>	<b>5,135.98</b>	<b>9,289.52</b>	
Percentage	7.80%	16.36%	10.97%	
<b>LATIN AMERICA &amp; THE CARIBBEAN</b>	<b>1,691.28</b>	<b>6,861.67</b>	<b>8,552.95</b>	
Percentage	3.17%	21.85%	10.10%	
<b>OTHERS</b>	<b>373.61</b>	<b>1,909.37</b>	<b>2,282.98</b>	
Percentage	0.70%	6.08%	2.70%	

**DIRECT EXECUTION: Cost of Goods and Services ordered by Country Office: 2003**

ALL UNDP COUNTRY OFFICES			(USD Thousand)	
COUNTRY	GOODS	SERVICES	TOTAL	(%)
AFGHANISTAN	14,821.74	6,051.99	20,873.73	0.25
ALBANIA	100.44	2,334.56	2,435.00	2.88%
ALGERIA	138.55	56.99	195.53	0.23%
ANDORRA				
ANGOLA	16.26	54.63	70.89	0.08%
ANTIGUA & BARBUDA				
ARGENTINA		2,840.74	2,840.74	3.36%
ARMENIA	92.29		92.29	0.11%
AUSTRALIA				
AUSTRIA				
AZERBAIJAN	287.56	18.95	306.51	0.36%
BAHAMAS				
BAHRAIN				
BANGLADESH				
BARBADOS				
BELARUS				
BELGIUM				
BELIZE				
BENIN	236.02	95.96	331.99	0.39%
BHUTAN				
BOLIVIA				
BOSNIA AND HERZEGOVINA	1,254.98	1,162.51	2,417.49	2.86%
BOTSWANA				
BRAZIL	433.48	53.15	486.63	0.57%
BRUNEI DARUSSALAM				
BULGARIA		266.40	266.40	0.31%
BURKINA FASO				
BURUNDI	702.09	137.57	839.66	0.99%
CAMBODIA				
CAMEROON	22.00		22.00	0.03%
CANADA				
CAPE VERDE				
CENTRAL AFRICAN REPUBLIC	22.31	1.63	23.93	0.03%
CHAD	4.20	3.75	7.95	0.01%
CHILE		20.41	20.41	0.02%
CHINA				
COLOMBIA				
COMOROS	49.00		49.00	0.06%
CONGO				
CONGO, DEM. REP.				
COSTA RICA				
COTE D'IVOIRE				
CROATIA				
CUBA	11.58		11.58	0.01%
CYPRUS				
CZECH REPUBLIC				
DENMARK				
DJIBOUTI				
DOMINICA				
DOMINICAN REPUBLIC	43.84		43.84	0.05%
DPR KOREA	172.80	111.57	284.37	0.34%
ECUADOR	2.38	24.00	26.38	0.03%
EGYPT				
EL SALVADOR	118.00	375.50	493.51	0.58%
EQUATORIAL GUINEA				
ERITREA	9,750.00	43.45	9,793.45	11.57%
ESTONIA				
ETHIOPIA	40.90	244.27	285.17	0.34%
FIJI				
FINLAND				
FRANCE				
GABON				
GAMBIA				
GEORGIA	170.35	158.08	328.43	0.39%
GERMANY				
GHANA				
GREECE				
GRENADA				
GUATEMALA		85.86	85.86	0.10%
GUINEA				
GUINEA-BISSAU				
GUYANA	3.25	227.26	230.51	0.27%
HAITI	474.80	2,183.45	2,658.25	3.14%
HONDURAS	1,574.47	163.72	1,738.19	2.05%
HUNGARY				
ICELAND				
INDIA	9.48	445.30	454.78	0.54%
INDONESIA	113.14	2,506.90	2,620.03	3.09%
IRAN (ISLAMIC REPUBLIC OF)	11.68	32.17	43.85	0.05%
IRAQ				
IRELAND				
ISRAEL	2,241.58		2,241.58	2.65%
ITALY				
JAMAICA	5.63	131.72	137.35	0.16%
JAPAN				

**DIRECT EXECUTION: Cost of Goods and Services ordered by Country Office: 2003**

ALL UNDP COUNTRY OFFICES			(USD Thousand)	
COUNTRY	GOODS	SERVICES	TOTAL	(%)
JORDAN				
KAZAKHSTAN				
KENYA	28.65	0.40	29.05	0.03%
KIRIBATI				
KUWAIT				
KYRGYZSTAN				
LAO P.D.R.				
LATVIA				
LEBANON				
LESOTHO				
LIBERIA				
LIBYAN ARAB JAMAHIRIYA				
LIECHTENSTEIN				
LITHUANIA				
LUXEMBOURG				
MACEDONIA (TFYR)	136.54	27.58	164.12	0.19%
MADAGASCAR	16.54	125.69	142.24	0.17%
MALAWI				
MALAYSIA	8.97	180.00	188.97	0.22%
MALDIVES				
MALI				
MALTA				
MARSHALL ISLANDS				
MAURITANIA				
MAURITIUS				
MEXICO	2.92		2.92	0.00%
MICRONESIA (FED. STATES OF)				
MOLDOVA (REPUBLIC OF)				
MONACO				
MONGOLIA				
MOROCCO				
MOZAMBIQUE				
MYANMAR	856.13	139.82	995.95	1.18%
NAMIBIA				
NAURU				
NEPAL	74.14	1,111.88	1,186.02	1.40%
NETHERLANDS				
NEW ZEALAND				
NICARAGUA	288.43	419.93	708.36	0.84%
NIGER		158.54	158.54	0.19%
NIGERIA				
NORWAY				
OMAN				
PALAU				
PAKISTAN	1.63	46.62	48.25	0.06%
PANAMA				
PAPUA NEW GUINEA				
PARAGUAY	117.85	118.88	236.73	0.28%
PERU		261.32	261.32	0.31%
PHILIPPINES				
POLAND				
PORTUGAL				
QATAR				
REPUBLIC OF KOREA				
ROMANIA				
RUSSIAN FEDERATION				
RWANDA		0.26	0.26	0.00%
SAMOA				
SAN MARINO				
SAO TOME & PRINCIPE				
SAUDI ARABIA		50.00	50.00	0.06%
SENEGAL				
SEYCHELLES				
SIERRA LEONE	561.60	597.08	1,158.68	1.37%
SINGAPORE				
SLOVAKIA				
SLOVENIA				
SOLOMON ISLANDS				
SOMALIA	829.87	1,235.04	2,064.91	2.44%
SOUTH AFRICA				
SPAIN				
SRI LANKA	556.39	148.73	705.11	0.83%
ST KITTS & NEVIS				
ST. LUCIA				
ST. VINCENT & THE GRENADINES				
SUDAN				
SURINAME				
SWAZILAND	88.05	24.89	112.94	0.13%
SWEDEN				
SWITZERLAND				
SYRIAN ARAB REPUBLIC				
TAJIKISTAN	306.47	127.34	433.80	0.51%
THAILAND	9.18	30.07	39.25	0.05%
TIMOR-LESTE				
TOGO				

**DIRECT EXECUTION: Cost of Goods and Services ordered by Country Office: 2003**

ALL UNDP COUNTRY OFFICES		(USD Thousand)		
COUNTRY	GOODS	SERVICES	TOTAL	(%)
TONGA				
TRINIDAD & TOBAGO				
TUNISIA	5.35		5.35	0.01%
TURKEY	13.40	67.92	81.32	0.10%
TURKMENISTAN				
TUVALU				
UNITED ARAB EMIRATES				
UGANDA	20.14	163.97	184.11	0.22%
UKRAINE		32.32	32.32	0.04%
UNITED KINGDOM				
UNITED REP. OF TANZANIA				
URUGUAY				
USA				
UZBEKISTAN	176.73	87.55	264.28	0.31%
VANUATU				
VENEZUELA	6.95	271.94	278.89	0.33%
VIET NAM				
YEMEN	436.67		436.67	0.52%
YUGOSLAVIA	761.69	888.65	1,650.34	1.95%
ZAMBIA				
ZIMBABWE	298.06		298.06	0.35%
<b>SUB-TOTAL</b>	<b>38,527.16</b>	<b>26,148.90</b>	<b>64,676.06</b>	<b>76.38%</b>
UNSPECIFIED COUNTRIES	373.61	1,909.37	2,282.98	2.70%
GLOBAL PROJECTS				
INTERREGIONAL PROJECTS				
ARAB COUNTRIES (ENRP-Jordan)	14,368.43	3,343.82	17,712.25	20.92%
AFRICAN COUNTRIES				
ASIAN COUNTRIES				
EUROPEAN COUNTRIES				
LATIN AMERICA AND THE CARIBBEAN				
<b>GRAND-TOTAL</b>	<b>53,269.21</b>	<b>31,402.09</b>	<b>84,671.29</b>	<b>100.00%</b>
<b>INDUSTRIALIZED COUNTRIES:</b>	<b>2,241.58</b>		<b>2,241.58</b>	
Percentage	4.21%		2.65%	
<b>DEVELOPING COUNTRIES/ ECONOMIES IN TRANSITION</b>	<b>50,654.02</b>	<b>29,492.72</b>	<b>80,146.74</b>	
Percentage	95.09%	93.92%	94.66%	
<b>ARAB STATES</b>	<b>15,790.56</b>	<b>4,750.33</b>	<b>20,540.89</b>	
Percentage	29.64%	15.13%	24.26%	
<b>AFRICA</b>	<b>11,835.68</b>	<b>1,488.12</b>	<b>13,323.81</b>	
Percentage	22.22%	4.74%	15.74%	
<b>ASIA &amp; PACIFIC</b>	<b>16,623.60</b>	<b>10,772.88</b>	<b>27,396.48</b>	
Percentage	31.21%	34.31%	32.36%	
<b>EUROPE &amp; CIS</b>	<b>3,320.59</b>	<b>5,303.49</b>	<b>8,624.09</b>	
Percentage	6.23%	16.89%	10.19%	
<b>LATIN AMERICA &amp; THE CARIBBEAN</b>	<b>3,083.58</b>	<b>7,177.89</b>	<b>10,261.48</b>	
Percentage	5.79%	22.86%	12.12%	
<b>OTHERS</b>	<b>373.61</b>	<b>1,909.37</b>	<b>2,282.98</b>	
Percentage	0.70%	6.08%	2.70%	

**National Execution: Major equipment ordered during 2003**  
(Individual Orders of USD of 30,000 or more)

Country of Procurement	Name of supplier	Description of goods (equipment)	Cost of order US dollars
<b>Afghanistan</b>			
	lapso	Vehicles	4,692,301.48
	lapso	Radio Communication Equipment	1,661,380.77
	lapso	Vehicles	640,175.63
	lapso	Radio Communication Equipment	205,914.88
	lapso	Vehicles	135,175.67
	lapso	Communication Equipment	110,533.00
	Net Com	IT Equipment	77,659.00
	Jubaili Bros	Generator	64,590.00
	Telemedia Communications Ltd	Communication Equipment	38,775.00
	ComNet International	IT Equipment	35,040.00
	Net Com	IT Equipment	31,237.00
<b>Algeria</b>			
	Cetic	Hardware	81,107.00
	Ajz Engineering	Laboratory equipment	69,279.53
	Handynet	Hardware	41,545.00
	Optique Mecanique De Precision	Laboratory equipment	35,275.89
<b>Angola</b>			
	Nissan Tda	Vehicles	117,106.00
	Ncr Angola - Informatica, Lda	Computers & Laptops	60,110.00
	Ncr Angola - Informatica, Lda	Equipment	39,686.41
<b>Argentina</b>			
	Itec S.a.	Computer Equipment And Accesories	99,583.00
	Datastar Argentina S.a.	Software License	90,890.00
	Hewlett Packard Argentina	Computer Equipment And Accesories	74,750.00
	Newtech Solutions	Computer Equipment And Accesories	51,724.24
	Hewlett Packard Argentina	Computer Equipment And Accesories	51,675.00
	Oracle Argentina S.a.	Software License	41,631.00
	Equant Argentina S.a.	Computer Equipment And Accesories	36,869.25
<b>Armenia</b>			
	Vallex It	Pcs For Project	116,084.00
	Diaserv Co	Medical Equipment	34,339.00
	Georisk Ltd.	Engineering Investigation	30,840.00
<b>Australia</b>			
	Conference & Office Secretariat PTE LTD	Translation Equipments	80,000.00
<b>Azerbaijan</b>			
	Sinam-Invest	Computer equipment	220,818.00
	Unitech	Computer equipment	172,649.00
	Hasanoglu	Furniture	125,213.00
	Intermedservice	Medical equipment	85,974.00
	Azel	Computer equipment	34,868.00
<b>Bangladesh</b>			
	Flora Limited	ICT Equipments	236,737.29
	Desktop Computer Connection	ICT Equipments	63,546.16
	Tech Valley Computers Limited	ICT Equipments	33,785.60
<b>Bhutan</b>			
	Ministry Of Communitation	Computers And Its Assessories	79,538.00
	M/S Peljorkhang Limited	Computers And Its Assessories	59,700.00
	Sherigkhang Company	Office Equipment, Computer And Its Assessories	55,060.00
	Dot.com	Desktop Computers, Laptop Compag, Printers, And Ups	42,213.00
<b>Bolivia</b>			
	Schering Bolivia	Medicine	1,383,742.20
	Drogueria Inti S.a.	Medicine	835,729.40
	Schmidts Pharma	Medicine	782,834.00
	Industria Farmaceutica Asociada	Medicine	762,971.80
	General Dental Ltda- Gedesa	Diagnostic Input And Treatment	658,156.79
	Import Export San Martin De Porres	Laboratory Equipment	463,517.13
	Importada Fernando	Medical Equipment	382,527.78
	Raices Import Export	Medicine	290,189.00
	Promedical	Medicine	187,483.90
	Biologia Y Tecnologia Biotecno Ltda	Protection Equipment	165,818.21
	Hansa Ltda	Medical Equipment	147,272.06
	Terbol	Medicine	133,131.50
	Cormesa	Medicine	127,286.80
	Bolivian Rent A Car International Srl.	Car Rent	126,223.69
	Imp Confecciones Y Servicios	Textile Material	114,706.70
	Imp. Confecciones Y Servicios G.r.c.	Textile Material	114,706.66
	Southmerican Express	Medicine	111,271.10
	Distribuidora Int De Medicamentos Longri	Medicine	95,787.30
	Quimiza	Medicine	95,493.40
	Soluzionia S.a.	Est.amb. Santa Cruz-beni	84,377.27
	Dima Ltda	Software License	83,884.52
	Gph Srl.	Medicine	78,653.40
	Tarco S.r.l.	Construction Service	65,059.64
	Imp Y Rep San Antonio	Medicine	64,634.80
	Fund- Eco	Food Supplying	61,660.40
	Manufactura Boliviana S.a.	Shoes	61,192.46
	Technofarma		60,230.60
	Seguros Ilimani S.a	Security Policy	51,000.00

**National Execution: Major equipment ordered during 2003**  
(Individual Orders of USD of 30,000 or more)

Country of Procurement	Name of supplier	Description of goods (equipment)	Cost of order US dollars
<b>Bolivia cont.</b>			
	Industrial Y Comercial Hermes	Matress Supplying	46,832.40
	Pma/3866/Monetizacio	Food Supplying	40,000.00
	Artes Graficias Latina I	Service	39,415.28
	Tracma	Replacement Of Light Vehicles	35,197.90
	Capottii Depotivos	Purchase	34,679.30
	Fabrica Nacional De Cemento Fancesa	Cement	30,791.40
	Alianza Companian De Seguros Y Reaseguros	Security Policy	30,236.14
<b>Bosnia and Herzegovina</b>			
	UNMBIH	Vehicles- Toyota 4 Runners (Earlier Used By Un)	39,767.75
<b>Brasil</b>			
	Di Uno Informatica Ltda	Software	890,747.41
	Nt Systems Informatica Ltda	IT Equipment	587,948.69
	Hewlett Packard Brasil S.a.	IT Equipment	481,605.34
	Giroflex S/A	Bridge	458,226.13
	Honda	150 Motor Cyckles	347,250.00
	Consist Consult. Sist. E Repres.	Software	336,660.37
	Seal S. E. T. De Inf Ltda	Video Conference Sytem	290,046.83
	Damovo Do Brasil S A	Legal Contract	269,320.22
	Ibm Business Consulting Services Lt	Consulting Service	266,159.06
	Marelli Móveis Para Escritório Ltda	Office Equipment	249,507.67
	Fisa Comercio De Moveis E	Work Stations	232,175.42
	Unitech Tecnologia De Inform	Implementation	219,556.75
	A3 Salutar Comercial Ltda	Office Moving	190,984.72
	Vanguard C. S. Imp Exp Ltda	Software	182,207.88
	Bradiv Ind E Com Ltda	Doors	143,023.06
	Paramoveis C. E Repres Ltda	Office Moving	128,770.26
	Web S. Tec Em Info Ltda	Software	124,640.04
	Infoview Sistemas De Apresentações	Video Conference Equipments	113,278.57
	Tba Informatica Ltda	Computer Programmes	113,074.77
	Computer Associates Brasilia	Computer Programmes	108,078.56
	Ibm Brasil Ind Maq Servicos	Legal Contract	107,843.29
	Computer Store Comercio Ltda	IT Equipment	103,864.89
	Sps Assessoria Em Comercio Exter	Office Equipment	95,326.37
	Officebrasil T. Em Imob Ltda		89,738.79
	Genese Informatica Ltda.	IT Equipment	89,536.27
	Stk Consultoria Ltda	Consulting Service	88,428.57
	Netcontrol G. De Redes Ltda	Software	83,264.85
	Trcr Technology Com. E Serviços Ltd	Software	83,244.79
	Companhia De Móveis Três "S"	Office Equipment	79,540.04
	Desksoft Informatica Ltda	Computer	77,987.85
	Embratel	Telecommunication Service	75,723.38
	Aspectho Comercial Ltda	Office Moving	66,821.47
	Dot Pitch Infor Eletron Ltda	IT Equipment	59,365.98
	Papergraf Grafica E Papelaria Ltda	Office Equipment	57,072.40
	Apply Solutions Ltda	Software	56,362.57
	Imperador Das Maquinas Ltda	Ait Condition Equipment	52,481.24
	Fbl E. A. Para Esc Ltda		51,107.61
	Brasil Telecom S.a	Telecommunication Service	50,341.70
	Cm Comandos Lineares Ltda.	Computer Equipment	45,138.89
	Belem Informatica Ltda	Computer Equipment	42,497.77
	Pontificia Universidade Católica Mg		40,641.30
	Type Maquinas E Servicos Ltda	Copy Service	40,383.72
	Panavideo Tec Eletronica Ltda	Legal Contract	37,809.57
	Securit S A	Office Equipment	37,085.28
	Produs P. S. E. S. P Infor	Legal Contract	33,877.14
	Microlog Informática E Tecnologia	Information Equipment	32,073.31
	Lanlink Informatica Ltda	Computer Programmes	31,621.26
	Papelaria Brito Com. Imp. R. Ltda.	Office Equipment	30,550.47
<b>Bulgaria</b>			
	Ind Commerce	Twenty Eight Cars For Labour Inspectorates	249,404.00
	Sofia France Auto	Nine Cars For Regional Training Units	142,315.00
	Risk Electronics Ltd. Sofia	Computer Configurations And Periphery	70,305.60
	Et Cantek - Milcho Borov	Copiers	33,119.00
<b>Burkino Faso</b>			
	Cfao Technologies	Vehicle Toyota Land Cruiser	30,290.00
<b>Canada</b>			
	Bct Technology Inc.	Purge And Trap Concentrator	73,960.00
<b>Cambodia</b>			
	Neeka Limited	Computer Equipment for project CMB/01/004 and CMB/01/U02	77,664.00
<b>Chad</b>			
	Tchami Groupe Cfao	Véhicule Toyota Land cruiser	40,467.00

**National Execution: Major equipment ordered during 2003**  
(Individual Orders of USD of 30,000 or more)

Country of Procurement	Name of supplier	Description of goods (equipment)	Cost of order US dollars
<b>China</b>			
	Town Sky International Ltd.	Cisco Switch & Router	1,986,067.00
	Donghua Computer Hk Ltd	Cisco Switch	1,672,138.00
	Digital China Technology	Sun Server	1,069,438.85
	Nikoyo (Hk) Ltd	Emc Storage	888,300.00
	Nikoyo (Hk) Ltd	Cisco Router	814,567.00
	Digital China Advanced	Cisco Switch And Nortel Switch	790,238.00
	Beijing Town Sky Co., Ltd.	Harbour Switch	633,073.00
	Top Wing (Hk) Limited	Ibm P630 Server	621,154.00
	Nikoyo (Hk) Ltd	Switch	547,808.00
	Beijing Jian Nong Tv	Photographic Equipment	493,400.00
	Grand Poineer International	Sony Vidicon	265,627.00
	Eternal International (Hk)	Hp Pc Server	222,448.00
	Shimadzu (Hong Kong) Limited	Atomic Absorption	179,500.00
	Tongbei Technology	Office Facilities	170,045.00
	Dionex China Limited	Ion Chromatograph	162,800.00
	T.j. Tomorrow	Toyota Land Cruiser	154,000.00
	Perfect Asia Development	Sony Pdp	133,800.00
	Beijing Dizhitong Electron	Canon Digital Camera	118,081.00
	Town Sky International Ltd.	Cisco Switch & Router	97,360.00
	Town Sky International Ltd.	Cisco Router	88,982.00
	Datacom (Hk)Network Tech.	Alcatel Switch & Router Module	86,408.00
	Beijing Liyuan Technical	Office Facilities	84,450.00
	Beijing Liyuan Technical	Office Facilities	80,895.00
	Beijing Liyuan Technical	Office Facilities	78,415.00
	Luy Broadband Technology	Spectral Analyser	70,000.00
	Beijing Liyuan Technical	Office Facilities	67,725.00
	Sichuan Shida Education	Office Facilities	60,410.00
	Beijing Liyuan Technical	Office Facilities	57,891.00
	Datacom (Hk)Network Tech.	Servgatevpn	49,788.00
	Ihg Industrial Engineering & Development Compan	Lamps And Lampholders	49,476.00
	Electronic Scientific	Ac Power Supply 2kva	38,000.00
	Jacky's International Ltd.	3 Units Of Canon Ir-6000 Copiers For 5th Icnrd	37,126.00
	Well Global Trading	Cryptosporidium&Giardia Tester	34,978.00
	Eruo Tech (Far East)Ltd.	Hach Turbidity Meter	33,880.00
<b>Colombia</b>			
	Consortio Autoyota S.a - Toyonorte Ltda -	Automobiles Or Cars	1,249,110.32
	Armor International	Vehicle Safety Systems And Components	795,686.51
	Automayor S.a.	Automobiles Or Cars	633,477.72
	Ortizo Ltda.	Musical Instruments And Recreational Equipment And Supplies And Accessories	474,735.00
	Consortio Electro Siemens Colombia Siem	Suministro E Instalacion De Equipos De Telecomunicaciones De Las Islas De La Bahi	452,799.78
	Mepal S.a.	Data Archiving Services	401,741.45
	Armor International	Defense And Law Enforcement And Security And Safety Equipment And Supplies	331,583.87
	Subatours Ltda.	Travel Agencies	299,487.18
	Rodriguez Y Londoño S.a.	Drilling Machines	199,695.00
	Avantel S.a.	Mobile Communications Services	173,270.00
	Atlas Copco Colombia Ltda.	Mining Machinery And Accessories	130,084.00
	Sims Ltda	Defense And Law Enforcement And Security And Safety Equipment And Supplies	123,704.00
	E-bussines Distribution Colombia Sa	Telephony Equipment	109,788.38
	Motobombas Y Equipos Del Caribe Ltda.	Mining Machinery And Accessories	97,772.94
	Inversiones Armare Ltda.	Cleaning Machines For Seed Or Grain Or Dried Leguminous Vegetables	95,511.00
	Dell Colombia	Communications And Computer Equipment And Peripherals And Components And	88,603.00
	Servicios Empresariales De Colombia S.a.	Data Services	84,746.00
	Proalco S.a.	Electrical Wire	84,529.00
	Avantel S.a	Mobile Communications Services	77,540.00
	Metroseguridad	Satellite Or Earth Communication Systems Services	76,453.00
	Provisiones La Garantia	Prepared And Preserved Foods	74,519.00
	Consortio Audios	Legal Services	70,535.00
	Inacom Information Systems De Colombia Ltda	Communications, Computer Equipment, Peripherals, Components, Supplies	69,416.00
	Olivetti Colombiana S.a.	Communications And Computer Equipment And Peripherals And Components And	64,421.00
	Abastos Raly	Prepared And Preserved Foods	64,181.18
	Empresa Maderera De Guatapé "Emagua"	Trees And Shrubs	63,487.00
	Software Y Algoritmos	Communications And Computer Equipment And Peripherals And Components And	59,363.67
	Distribuciones Romy Ltda	Insecticides And Insect Control Traps	53,090.00
	Serticol S.a.	Network Hardware And Components And Accessories	52,538.60
	Suministros Y Dotaciones Permanentes De La	Patient Care And Treatment Products And Supplies	52,357.30
	Red Colombia	Software	52,119.52
	Exogena Ltda	Chemicals Including Bio Chemicals And Gas Materials	49,625.00
	Union Temporal Vision Software	Software	47,093.00
	Gladys María Castañeda De Torres - Motoselva	Motorcycles	46,243.00
	Mundo Maquinas Eu	Textile And Fabric Machinery And Accessories	45,789.00
	Zuccardi Muebles Y Sistemas Ltda	Furniture And Furnishings	45,347.00
	Restrepo Tafur & Cia S En C-veimotora .	Pinions	45,073.00
	Ebc Ingenieria Ltda	Communications And Computer Equipment And Peripherals And Components And	43,025.00
	Archimovil Equipos	Data Archiving Services	40,104.00
	Health, Safety & Environment	Geological Surveys	39,464.00
	Hernan Horacio Ortiz	Geological Surveys	39,464.00
	Alexi Turizo Tapia	Geological Surveys	39,291.00
	Ut Geocolltda - Arnoldo Rodriguez Bobb	Geological Surveys	38,569.00
	Luis Enrique Garcia Santa	Seeds And Bulbs And Seedlings And Cuttings	37,123.00
	Datapower Ltda - Computing Unlimited	Communications And Computer Equipment And Peripherals And Components And	35,134.00
	Representaciones Sanchez Carpio Ltda.	Chemicals Including Bio Chemicals And Gas Materials	34,992.93
	Suministro Yire	Furniture And Furnishings	30,951.00
	Civalco Ltda.	Fire Fighting Equipment	30,498.00



**National Execution: Major equipment ordered during 2003**  
(Individual Orders of USD of 30,000 or more)

Country of Procurement	Name of supplier	Description of goods (equipment)	Cost of order US dollars
<b>Cote d'Ivoire</b>			
		Car, Computers, Printers	129,886.00
<b>Cuba</b>			
	Bangor Enterprise Corp.	Eight Toyota Hi Lux	154,400.00
	Ciegoplast	Pipelines For Construction	126,953.00
	Oficina Del Historiador	Construction Equipment	61,004.00
	Micons Central	Construction Equipment	59,574.00
	Tecneco N.v	Computer Equipment	56,555.00
	Ueac	Pvc Carpent. Materials	40,514.00
	Cutisa	Communication Equipment	40,334.00
	Corporacion Cipango S.a.	Campaign Equipment	34,371.00
	Geocuba	Digit Cartograph Equip.	32,911.00
	Dujo Copo	Matress	32,780.00
	Empresa Constructora Obras Maritimas	Pump Station	32,247.00
	Metunas	Metal Roof	30,997.00
<b>Denmark</b>			
	lapso	Edp Equipment	1,404,435.15
	lapso	Desk Top Computers	1,377,443.21
	lapso	Vehicles And Presentation Kits	600,002.00
	lapso	Minibuses Toyota (3)	510,000.00
	lapso	Polaroid color films	463,425.00
	lapso	Computer And Accessories	274,032.00
	lapso	Border control equipment	226,500.00
	lapso	Pc Equip. Vehicles, Motorcycle,Software	172,253.46
	lapso	Computers & Printers	171,556.00
	lapso	Computers	150,804.00
	lapso	Six Toyota Hilux 4wd Double Cabin Pick Ups	131,133.84
	lapso	Cisco Equipment	120,745.50
	lapso	IT equipment and Software	115,569.00
	lapso	Vehicles	107,897.00
	lapso	Procurement of six vehicles	107,265.00
	lapso	Edb Equipment	102,634.28
	lapso	Sun Server	82,272.94
	lapso	Supply and distribution of food supplies for the Republic of Karakalpakstan	82,178.00
	lapso	Truck	57,000.00
	lapso	Motor Vehicle- 2 Toyota Land Cruiser	53,603.78
	lapso	Motor Vehicle	35,163.00
	lapso	Copiers, Computers, Ups	32,733.00
	lapso	IT equipment	31,026.00
<b>Dominican Republic</b>			
	Profamilia	Books, Manuals	175,000.00
	Viamar, C. Por A.	Vehicles	62,000.00
	Tecnica, C. Por A.	Vehicle	39,700.00
	Yaque Buffett	Catering Services	33,206.25
	Yaque Buffett	Catering Services	30,568.42
<b>DPR Korea</b>			
	Korea Taedonggang Corporation	Hydropower Plant	118,000.00
<b>Egypt</b>			
	El-mohandess Car	Vehicles	41,571.00
<b>El Salvador</b>			
	EDP Sigma Comercial, S.A.	Edp Equipment	2,873,528.00
	GBM de El Salvador, S.A de C.V.	Edp Equipment	2,589,902.08
	EDP Sigma Comercial, S.A.	Edp Equipment	1,044,662.40
	RAF, S.A de C.V.	Audiovisual Equipment	550,935.00
	TECNASA, S.A de C.V.	Edp Equipment	444,248.22
	EDP Sigma Comercial, S.A.	Edp Equipment	288,760.00
	3M El Salvador, S.A de C.V.	Edp Equipment	282,704.00
	Fonseca Computers, S.A.	Edp Equipment	218,361.00
	EDP Sigma Comercial, S.A.	Laser Printers	215,255.00
	General de Vehiculos	12 Pick ups Mazda & 2 Ford Explorers	201,354.00
	CADELGA, S.A.	Solar Modulus Equipment	155,584.26
	EDP Sigma Comercial, S.A.	Edp Equipment	140,236.57
	TECNASA, S.A de C.V.	HP Storageworks	129,348.00
	Audio Video Profesional, S.A.	31200 Sony Cassette Reprod.	126,984.00
	Sistemas C&C, S.A de C.V.	97 Computers and 3 HP Scanners	88,481.00
	Consortio Automotriz	Six Vehicles, Daihatsy Terios	85,028.58
	Sistemas C&C, S.A de C.V.	Edp Equipment	68,348.60
	Omnisport, S.A de C.V.	100 TV sets	42,700.00
	Almacenes Simán, S.A de C.V.	Computing Equipment	36,239.00
	TECNASA, S.A de C.V.	HP Server/Rack/UPS	33,271.00
<b>Eritrea</b>			
	Computer Gate	Computer Equipment (workstations)	50,000.00
<b>Ethiopia</b>			
	Several Suppliers	Computers Full Option (27)	39,840.00
	Moenco	Motor Cycles	36,000.00
<b>Finland</b>			
	Cetetherm Oy	Heat Substation - Ventilation	53,750.00

**National Execution: Major equipment ordered during 2003**  
(Individual Orders of USD of 30,000 or more)

Country of Procurement	Name of supplier	Description of goods (equipment)	Cost of order US dollars
<b>France</b>			
	Vatech T & D. Sa	Gis	1,630,505.00
	Environnement S.a.	Estaciones Automaticas De Monitoreo	337,503.00
	Leader S.a.	Purchase Of Medical Materials	176,086.46
	Coroboro	Upgrade of Telecom network	82,500.00
		Vehicles Peugeot	75,000.00
<b>Georgia</b>			
	Block Georgia	Conditioners	48,557.79
<b>Germany</b>			
	Forceware	Safety Equipment For Mine Action Project	99,733.00
		Tv Cameras	60,351.13
	Maquet Gmbh And Co. Kg	Mesa Quirurgica	48,042.00
	Siemens Ag	Tube De Rayos	42,039.00
	Comreivc	Heavy Duty Machinery: Compacting Roller	36,816.00
<b>Gibraltar</b>			
	Toyota Gibraltar Stockholdings	Vehicles	98,243.01
	Gibraltar Stockholdings	Vehicles	58,278.38
<b>Guatemala</b>			
	Unión Temporal De Empresas Tracasa -	Geopositioning Of Satelital Images	5,646,754.75
	Canella, S. A.	Computer Equipment	982,490.49
	Agencias J. I. Cohen	Medicaments For San Juan De Dios Hospital	890,721.14
	Canella, S. A.	Computer, Communication And Security Equipment	534,196.00
	Agencias J. I. Cohen	Medicaments For Roosevelt Hospital	325,768.62
	Arista, S. A.	Adapting Europlaza's Space	299,998.79
	Central Motriz	Vehicles	234,071.34
	Constructora Garavito	Construction Of Basic Services At The Escuela Normal De Educación Física	197,264.67
	Servicios Electrónicos De Guatemala, S. A.	Computer Equipment	185,314.90
	Sega, S. A.	Computer Equipment	175,381.77
	Arteco, S. A.	Office Furniture	173,751.67
	Odac	Construction Of San Juan Sacatepéquez Peace Court	166,601.87
	Autokía	Ambulances	145,159.66
	Tres Torres, S. A.	Computer Equipment	137,572.32
	Odac	Construction Of San Pedro Ayampuc Court	122,766.63
	Odac	Construction Of Villa Nueva Court	117,966.24
	Bombagro	Medical Equipment	106,512.34
	Calsa	Construction Of San José Del Glofo Peace Court	99,608.97
	Casa Médica	Medical Equipment	87,447.08
	Tres Torres, S. A.	Acquisicion Of Ups And Switches	75,733.93
	Tres Torres, S. A.	Computer Equipment	73,819.00
	Jaeger	Medical Equipment	63,434.52
	Blanco Silva Consultoría Informática, S. A.	Analysis And Design Systems Tools	63,227.89
	Siemens Electrónica, S. A.	X Rays	62,343.72
	Agencias J. I. Cohen	Medicaments For National Amatitlán Hospital	61,431.42
	Innovaciones Médicas, Labtronic, S. A., Unitrade,	Clinic Laboratory Equipment	56,478.94
	Arq. Luis Raúl Aguilar Castillo	Remodelation Of Youth Court Premises	52,042.27
	Ids De Centroamérica, S. A.	Goods And Service San	52,000.00
	Publmedios, S. A.	Radio And Tv Spots At National Level	50,250.00
	Agencias J. I. Cohen	Medicaments For Regional San Juan De Dios Hospital	49,268.28
	Alcatel E-business Distribution, S. A.	Acquisicion Of Telephonic Plant	48,598.13
	Corporación Oportécnica	Digestive Endoscope Equipment	48,335.85
	Sergráfica, S. A.	Printed Material About Family Planning	47,667.09
	Cronopios	Acquisicion Of 50 Giants Decalcomanias	47,133.40
	Innovaciones Médicas	Medical Equipment	45,440.10
	Agencias J. I. Cohen	Medicaments For National Cuilapa Hospital	43,524.61
	Odac	Complementary Construction To Fraijanes Peace Court	43,102.54
	Agencias J. I. Cohen	Medicaments For National Chimaltenango Hospital	42,774.64
	Seimar	Air Conditioner To San Juan De Dios Hospital	41,752.83
	Kia Motors	Vehicles	41,662.65
	Datum, S. A.	Acquisicion Of Software Oracle Data Base Server Stándard Edition For Server Of	41,244.39
	Agencias J. I. Cohen	Medicaments For Coatepeque Hospital	40,802.45
	Agencias J. I. Cohen	Medicaments For National Guastatoya El Progreso Hospital	40,475.70
	Gbm De Guatemala, S. A.	Security Telecommunications Equipment	39,295.80
	Gbm De Guatemala, S. A.	Computer Equipment	38,363.54
	Gbm De Guatemala, S. A.	Computer Equipment	38,089.23
	Papelería Internaoional, S. A.	Acquisicion Of Materials To Supply Pedagogical Mediators	37,801.02
	Cubilco Office Interiors, S. A.	Office Furniture	37,016.30
	Saúl Martínez Producciones Televisión	Video Production To Professional Development Programme	36,794.71
	Biocross	Acquisicion Of 52,020 Efavirenz 20mg Capsules	36,400.16
	Litoproducciones De Guatemala, S. A.	Printed Material About Evaluation Material For Simac	36,335.87
	Canella, S. A.	Computer Equipment	35,801.03
	Sistemas Aplicativos, S. A.	Computer Equipment	35,382.70
	Sistemas Aplicativos, S. A.	Computer Equipment	35,307.00
	Grupo Tecno, S. A.	Network Server For Informatic Unit Of Ministry Of Education	34,623.64
	Motores Panamericanos, S. A., Central Motriz, S.	Vehicles	34,579.01
	Sergráfica, S. A.	Copy Of Reading Materials For Different Health Areas	33,966.86
	Servicopias Plazuela	Printed And Photocopied Material	33,910.26
	Sistemas Aplicativos, S. A.	Computer Equipment	31,810.74
	Soluciones De Centroamérica, S. A.	Computer Equipment	31,355.31
	Arq. Antonio Güirola	Design Mixco Judicial Complex	31,146.00
	Grupo Tecno, S. A.	Acquisicion Of Network Server	31,137.63

**National Execution: Major equipment ordered during 2003**  
(Individual Orders of USD of 30,000 or more)

Country of Procurement	Name of supplier	Description of goods (equipment)	Cost of order US dollars
<b>Honduras</b>			
	Consortio Alcatel Honduras Alcatel Cit	Supplying And Digital Installacion	17,392,199.33
	Consortio Relectro Siemens Colombia Siem	Supplying And Installation Of Telephone Lines	11,501,864.55
	Procesos Electrónicos S.a. De C.v.	Supplying And Installation Of Telephone Lines	5,010,347.05
	Consortio Hondutec - Function Internatio	Public Telephone, Cabins, Supplying And Installation Of Supervision System	2,905,728.15
	Imedical	Medicine	1,477,590.64
	J.a. Telcom	Plant Material for External Use	1,294,477.85
	Drogueria Hasther, S. De R.I.	Medicine	1,252,026.00
	Drogueria Hilca	Medicine	1,017,216.00
	J.a. Telcom	Plant Material for External Use	977,940.28
	Alfacom, S.a.	Plataforma De Valor Agregado	927,000.00
	Drogueria Hasther, S. De R.I.	Gencitabine 1g Y 200 Mg	877,309.00
	Drogueria Farinter	Medicine	850,351.00
	J.a. Telcom	500 Radios For Rural Communicatio	842,500.00
	Mega Technology	Equipment	829,700.00
	Distribuidora Comercial S.a. (Dicos)	Serum	819,623.76
	Drog. Torres Fiallos	Medicine	706,177.65
	Grupo Terra	Road Supplying	684,870.06
	Compañía Servicios Múltiples	Computer Equipment	598,625.00
	Sistemas Abiertos	Service	579,015.00
	Coltel	Plant Material for External Use	563,854.18
	Bayer De Honduras, Sa De Cv	Medicine	538,518.08
	Laboratorio Finlay	Medicine	509,878.69
	Dromeinter	Medicine	506,337.88
	Eyl Comercial S.a.	Medicine	495,969.30
	Drog. Comp. Importadora De Medicamentos	Medicine	478,860.29
	Drogueria Farinter	Medicine	438,239.65
	Laboratorio Finlay	Medicine	434,514.50
	Drogueria Hasther, S. De R.I.	Irinotecano 100 Mg	424,728.00
	New Mark Representaciones	Hospital Equipment	424,065.00
	Sistemas Abiertos	Service	409,897.00
	Relectro	Medical Equipment	375,460.00
	Drogueria Americana	Medicine	360,511.03
	Drogueria Y Labs. Lain	Medicine	353,244.99
	Drogueria Pharma Internacional	Medicine	345,267.56
	Dromeinter	Medicine	331,365.50
	Compañía Constructora Serpic	Hospital Remodelation	329,553.68
	Drogueria Hasther, S. De R.I.	Medicine	304,229.92
	Laboratorio Andifar	Medicine	277,359.89
	Phar Med Sales Honduras	Medicine	268,794.00
	Gbm De Honduras, S.a.	Energy Installation	263,454.00
	Distribuidora Comercial S.a. (Dicos)	Medical Equipment	256,695.16
	Simet	Supplying And Installation Of Telephone Lines	248,364.57
	Dicos	Hospital Medical Equipment	234,984.50
	Drogueria Farinter	Eritroproyetina Beta, Factor Antihemofílico	210,000.00
	Drogueria Francesca, S. De R.I.	Medicine	200,391.43
	Eyl Comercial S.a.	Vinorelbine 10 Mg/ML	199,815.00
	Drogueria Universal, S.a. De C.v.	Medicine	199,682.50
	Bayer De Honduras, Sa De Cv	Eritroproyetina Beta, Factor Antihemofílico	195,982.00
	Drogueria Americana	Medicine	184,549.18
	New Mark Representaciones	Medical Equipment	181,644.00
	Laboratorio Finlay	Serum	179,879.45
	Relectro	Medical Equipment	176,000.00
	Scientific Supplies Technology Internaci	Hospital Equipment	165,332.82
	Distribuidora Metropolitana S. A. (Dimes)	Medical Material	164,529.50
	Drogueria Y Labs. Lain	Medicines	163,636.36
	Csi, S. De R.I.	Development Tools	159,395.00
	Drogueria Farinter	Capacetabine 500 Mg	153,410.40
	Farinter	Impipinen+Cilastatina 500 + 500 Mg	148,896.00
	Drogueria Hasther, S. De R.I.	Sevofluorano	147,000.00
	Corporacion Cefa S.a. De C.v.	Medicine	138,789.41
	Laboratorio Karnel	Medicine	130,332.42
	Dromeinter	Medicine	130,244.20
	Drogueria Pharma Internacional	Medicine	130,130.94
	Laboratorio Y Drogueria Hilca	Medicine	129,879.13
	Laboratorio Gomez Andino	Medical Equipment	127,409.84
	Phar Med Sales Honduras	Medical Equipment	123,430.00
	Phar Med Sales Honduras	Medical Equipment	123,430.00
	Drogueria Hilca	Inmunoglobulina (S)	111,800.00
	Eyl Comercial S.a.	Purchase Of Clonazepan, Valproato De Sodio, Biperideno, Imipramina, Selegilina, Mide	105,910.00
	Drogueria Americana	Purchase Of Metronidazol, Ceftriaxona, Tetraciclina, Doxiciclina, Ceftriaxona	98,502.30
	J.a. Telcom	Purchase Of Lote-3 / Lista-2 (Medical Equipment)	96,847.69
	Relectro	Medical Equipment	96,000.00
	Drogueria Pharma Internacional	Enalapril, Enalapril Maleato, Amiodarona, Isosorbide Dinitrato, Hidralazina, Nifepidi	95,920.00
	Interdata	Purchase Of Lote-3 / Lista-2 (Medical Equipment)	94,617.08
	Interdata	Purchase Of Lote-3 / Lista-2 (Medical Equipment)	94,617.08
	Interdata	Purchase Of Lote-3 / Lista-2 (Medical Equipment)	94,617.08
	Coltel	Purchase Of Lote-3 / Lista-2 (Medical Equipment)	92,956.05
	Interdata	Purchase Of Lote-3 / Lista-2 (Medical Equipment)	91,577.48
	Labhospy	Medical Material	88,601.88
	Lab. Y Dist. Francelia, S. De R.I. De C.	Medicine	88,500.92
	Drogueria Paysen S.a. C.v.	Medicine	87,480.00
	Makiber Dragados Industriales	Medical Equipment For Hospital	82,682.40
	Otissa	Elevator	80,950.00
	Drogueria Y Labs. Lain	Medicine	80,609.73
	Distribuidora Comercial, S.a.	Medical Material	79,720.45
	Distribuidora Comercial, S.a.	Medical Material	79,720.45

**National Execution: Major equipment ordered during 2003**  
(Individual Orders of USD of 30,000 or more)

Country of Procurement	Name of supplier	Description of goods (equipment)	Cost of order US dollars
<b>Honduras cont.</b>			
	Hotel Honduras Maya	Food Service	78,397.50
	Pharmaceutica Laboratorio, S.a. De C.v.	Metformina And Dobesilato Calcio	78,397.21
	Gbm De Honduras, S.a.	Computer Equipment And Accessories	78,068.00
	Gbm De Honduras, S.a.	Computer Equipment And Accessories	78,068.00
	Drogueria Americana	Medical Material	77,540.30
	Drogueria Paysen S.a. C.v.	Enalapril, Enalapril Maleato,Amiodarona, Isosorbide Dinitrato, Hidralazina, Nifepidi	77,025.00
	Prg De Honduras	Purchase Of Lote-3 / Lista-2 (Medical Equipment)	75,800.00
	Prg De Honduras	Purchase Of Lote-3 / Lista-2 (Medical Equipment)	75,800.00
	Drogueria Farinter	Medicine	75,543.83
	Distribuidora Comercial S.a. (Dicos)	Medical Equipment	75,260.90
	Laboratorio Andifar	Clotrimazol 500 Mg And Sulfadiazina	74,869.34
	Drogueria Farinter	Carvedilol 6.25 Mg Y 12.5 Mg	73,109.50
	Drogueria Paysen S.a. C.v.	Medicine	72,194.00
	Chalver	Loratadina And Prednisona	71,000.00
	Sermedical	Medical Material	70,972.40
	Corporacion Mandofer, S.a. De C.v.	Medicine	70,808.00
	Coltel	Purchase Of Lote-3 / Lista-2 (Large Tools And Medical Equipment)	68,908.95
	J.a. Telcom	Purchase Of Lote-3 / Lista-2 (Large Tools And Medical Equipment)	67,024.60
	Coltel	Purchase Of Lote-3 / Lista-2 (Large Tools And Medical Equipment)	64,825.21
	Chalver	Lactulosa And Protamina Sulfato	63,450.00
	Drogueria Farinter	Asparaginasa 10,000 U.i./10 MI	62,945.00
	Grupo Q Honduras	Vehicles	62,500.00
	Tecnologia Medica Centroamericana (Temec)	Beds	61,800.00
	Cosem (Cia.de Serv. Multiples)	Radio Communication Equipment	61,445.00
	Agencia Matamoros, S. De R.I.	Medical Material	61,142.40
	Corporacion Flores S.a.	Vehicles	60,546.95
	Repres. E Importaciones De Honduras	Medical Equipment	60,189.10
	Compañia Farmaceutica Mc	Medicine	58,936.65
	Coltel	Purchase Of Lote-3 / Lista-2 (Large Tools And Medical Equipment)	57,860.00
	Ame	Equipment Guarantee	56,520.00
	Universal Automotriz	Vehicles	56,383.68
	Reasa-merz Automotriz	Vehicles	55,995.48
	Drogueria Francesca, S. De R.I.	Medicine	55,345.00
	Relectro	Medical Equipment	55,283.34
	Bayer De Honduras, Sa De Cv	Medicine	54,763.57
	Drogueria Hasther, S. De R.I.	Medicine	54,366.50
	Prg De Honduras	Purchase Of Lote-3 / Lista-2 (Large Tools And Medical Equipment)	52,410.00
	Drogueria Universal, S.a. De C.v.	Licitacion De Medicamentos	52,044.40
	Cosem (Cia.de Serv. Multiples)	Purchase Of Lote-3 / Lista-1 (Large Tools And Medical Equipment)	51,150.00
	Coltel	Purchase Of Lote-3 / Lista-1 (Large Tools And Medical Equipment)	49,930.02
	J.a. Telcom	Antenas, Duplexores, Cables Coaxiales Y Conectores	49,307.27
	J.a. Telcom	500 Auricles For Public Telephones	49,250.00
	Central Distribuidora S.a. (Cedisa)	Medicine	47,440.00
	Dromeinter	Metronidazol, Ceftriaxona, Tetraciclina, Doxiciclina, Ceftriaxona	46,446.00
	Corporacion Flores S.a.	Vehicles	46,208.32
	Grupo Lat Consult	Medical Equipment	45,379.02
	Chalver	Adquisicion De Fluconazol	44,918.72
	Grupo Q Honduras	Vehicles	43,500.00
	Grupo Q Honduras	Vehicles	43,500.00
	Phar Med Sales Honduras	Medicine	42,710.26
	Estudio 3	Remodelation Of Offices	42,429.02
	Cosem (Cia.de Serv. Multiples)	Purchase Of Lote 1 (Minor Tools)	42,033.40
	Grupo Q Honduras	Vehicles	41,935.48
	Healt Care System Inc.	Medical Equipment	41,790.12
	Reasa-merz Automotriz	Vehicles	41,076.14
	Dromeinter	Enalapril, Enalapril Maleato,Amiodarona, Isosorbide Dinitrato, Hidralazina, Nifepidi	40,766.00
	Cosem	Computer Equipment	40,630.66
	Laboratorio Finlay	Lactato De Sodio + Electrolitos Mixtos (Hartman)	39,732.82
	Dromeinter	Calcipotriol Unguento And Locion	39,392.00
	Imedical	Medicine	39,364.56
	Hospitec	Tubo Rayos X	37,856.69
	Grupo Q Honduras	Vehicles	36,346.15
	Distribuidora De Equipos Medicos	Medical Equipment	35,825.00
	Drogueria Americana	Medicine	35,625.00
	J.a. Telcom	Purchase Of Lote-3 / Lista-4 (Large Tools And Medical Equipment)	35,244.40
	Imedical	Medicine	35,200.08
	New Mark Representaciones	Medical Equipment	34,026.02
	Cosem (Cia.de Serv. Multiples)	Software	33,950.00
	Drogueria Farinter	Ophthalmologic	32,989.00
	Dromeinter	Metformina And Dobesilato De Calcio	31,840.00
	Lab. Y Dist. Francelia, S. De R.I. De C.	Medicine	31,611.65
	Cosem (Cia.de Serv. Multiples)	IT Equipment	30,976.38
	J.a. Telcom	Purchase Of Lote-3 / Lista-2 (Large Tools And Medical Equipment)	30,305.83
<b>India</b>			
	Ankur Scientific Energy Technologies Pvt. Ltd.	Gasifier Based Power Generating Plant - 100kWe	94,012.00
	MM Export	Water Storage Tanks	30,293.00
<b>Iran (Islamic Republic of)</b>			
	Judiciary (Judicial Strengthening Ira 99-008)	Books, Computers, Other Equipment	52,273.00
<b>Israel</b>			
	Telrad Networks Ltd	Adquisicion De Equipo Para La Red Satelital Domsat	3,803,094.05

**National Execution: Major equipment ordered during 2003**  
(Individual Orders of USD of 30,000 or more)

Country of Procurement	Name of supplier	Description of goods (equipment)	Cost of order US dollars
<b>Italy</b>			
	Tecnol S.r.l.	Maquinas Para Madera	428,653.00
	Set - Benin	Equipment d'Emission de production et de diffusion radiophoniques	80,720.00
<b>Jamaica</b>			
	Commnett Jamaica Limited	CISCO Router and computers; Serial Wan card	43,336.00
<b>Japan</b>			
	Iapso	Toypta Pick Up	526,273.00
	Kobelco Construction	Excavator Sk-230	281,446.00
	Mitsubishi	Vehicles	168,080.00
	Comreivic	Heavy Duty Machinery: Tractor	126,125.00
	Mavesa	Heavy Duty Machinery: 2 Tipcarts	125,000.00
	Nissan	Vehicles	108,400.00
	Iapso	Mitsubishi Pajeros	101,847.00
	Mitsui Maquinarias Peru S.a.	Vehicles	101,836.84
	La Oficina S.A.	Printers laser and inkjet	57,523.00
	Toyota Motor Corporation	Vehicles	56,673.87
	Toyoya Motor Corp.	Land Cruiser & Car	52,693.00
	Toyota Co	Two Prado Vehicles	51,885.00
	Suzuki	Adquisición De Motocicletas	47,559.00
	Iapso	Toyota Land Cruiser	46,571.00
	Importadora Tomebamba	Transportation Vehicle: Land Cruiser Lx 100	42,500.00
	Toyota Company	Hilux 2 Nos.	40,484.00
	Toyota	Toyota Vehicle	34,136.00
	Nidek Co. Ltd.	Laser Fotocoagulador Ya Doblado	33,879.00
	T.j. Tomorrow	Toyota-previa Acr30l-mfsek 2362cc	31,200.00
	Toyota	Car	30,602.00
<b>Jordan</b>			
	Ceb	Pcs, Printers And Oracle	213,429.00
<b>Lao</b>			
	A.c.e Equipment	Photocopiers	35,000.00
<b>Lebanon</b>			
	Data Consult	Edp Equipment	102,067.00
	Masterpak	Polythelene Rolls	86,328.00
	Robinson Group	Polythelene Rolls/Grafted Plants	80,728.00
	Pamirella	Soil Thermometers	32,670.00
<b>Malawi</b>			
	Stansfield Motors	Motor cycles (27)	63,247.88
<b>Mexico</b>			
	Alcatel	Purchase And Installation	17,921,695.27
	Alcatel Indetel	Purchase And Installation	7,915,730.46
	Siemens S.a. Y Siemens S.a De C.v.	Security Cameras	3,198,171.00
	Siemens S.a. Y Siemens S.a De C.v.	Security Cameras	2,801,820.00
	Alcatel	Purchase An installation Of System	2,500,000.00
	Tecnomezclado S.a	Foam Dispenser	401,070.00
	Grupo En Tecnologia De Inovacion	Computer Equipment	66,633.22
	Adix De Mexico	Communication Equipment	43,552.12
	Consultores En Desarrollo Int S.a.	Wire Supply	34,770.27
<b>Moldova</b>			
	Aprocervice	Xerox Dc432 Digital Copiers	39,999.00
<b>Netherlands</b>			
	Philips Medical Systems	Equipos Resonancia Nuclear Magnetica	1,771,862.00
<b>Nicaragua</b>			
	Auto-nica	Vehicles	101,100.00
	DatateX	Computer Equipment	67,249.16
	Casa Pellas, S.a.	Motorcycles	64,865.70
	Alianza Tecnologica, S.a.	Computer Equipment	41,912.82
<b>Pakistan</b>			
	Fikree Automobiles	Procurement of Gasoline Tuneup Equipment	84,906.00
<b>Panama</b>			
	Schering Las Americas S.a.	Medicine	206,610.00
	Compulab, S.A.	Computer equipment	172,846.00
	National Car Rental, S.A.	Vehicles rent	120,471.25
	Multitek Pacifico, S.A.	Computer equipment	112,573.39
	Cibernética, S.A.	Softwares	111,767.28
	Compulab, S.A.	Computer equipment	109,693.00
	Alfredo Castellero Calvo	Advertising	95,400.00
	Tiesse, S.R.L.	Advertising	90,400.00
	Ricardo Pérez, S.A.	Vehicles	89,490.00
	MMC Panamá, S.A.	Vehicles	87,420.00
	Compulab, S.A.	Computer equipment	83,976.00
	MMC Panamá, S.A.	Vehicles	72,850.00
	Panamotor	Vehicles	70,980.00
	Ricardo Pérez, S.A.	Vehicles	64,000.00
	Ricardo Pérez, S.A.	Vehicles	61,560.00
	Panama New Century, S.A.	Advertising	56,700.00

**National Execution: Major equipment ordered during 2003**  
(Individual Orders of USD of 30,000 or more)

Country of Procurement	Name of supplier	Description of goods (equipment)	Cost of order US dollars
<b>Panama cont.</b>			
	GBM de Panamá, S.A.	Computer equipment	55,263.00
	Fursys, S.A.	Office equipment	53,180.97
	Ultracom Commercial Corporation	Office equipment	50,826.88
	Thrifty Car Rental, S.A.	Vehicles rent	50,650.00
	Business & Marketing Services	Medical equipment	49,964.25
	Ecomsa Telecomunicaciones, S.A.	Telecommunication equipment	49,829.41
	Medical Import	Medical equipment	49,710.99
	Copadoras de Panamá, S.A.	Computer equipment	49,500.00
	Farma Medic Investment, S.A.	Medical equipment	49,388.06
	Medical Import	Medical equipment	49,204.94
	Multitek Pacífico, S.A.	Computer equipment	48,322.00
	Equip Suppliers, S.A.	Medical equipment	46,898.57
	Sonitel, S.A.	Computer equipment	46,065.56
	Promed, S.A.	Medical equipment	45,852.50
	Multitek Pacífico, S.A.	Computer equipment	45,849.30
	Panamotor	Vehicles	45,750.00
	Topoequipos, S.A.	GPS	44,364.00
	Topoequipos, S.A.	Topographic equipment	43,960.00
	Multitek Pacífico, S.A.	Computer equipment	43,217.00
	GBM de Panamá, S.A.	Computer equipment	42,906.00
	Visión, Comunicación y Desarrollo, S.A.	Training	42,800.00
	Imagen Actual, S.A.	Advertising	42,287.70
	Figuer	Office equipment	42,226.97
	Multitek Pacífico, S.A.	Computer equipment	41,685.00
	Multitek Pacífico, S.A.	Computer equipment	41,322.62
	GSI International	Softwares	40,000.00
	Multitek	Computer equipment	39,984.00
	Ricardo Pérez, S.A.	Vehicles	39,700.00
	Xerox de Panamá, S.A.	Computer equipment	39,300.00
	Geoinfo, S.A.	Softwares	38,640.00
	Xerox de Panamá, S.A.	Computer equipment	37,111.00
	Tecnología Aplicada, S.A.	Computer equipment	36,165.48
	Compulab, S.A.	Computer equipment	36,159.90
	Panamotor	Vehicles	35,600.00
	Tecno-Skandia	GPS	35,485.00
	Continex International, S.A.	Computer equipment	34,770.00
	DataServe, S.A.	Computer equipment	34,442.34
	Ricardo Pérez, S.A.	Vehicles	33,750.00
	Ricardo Pérez, S.A.	Vehicles	33,750.00
	Computec Sistem, S.A.	Computer equipment	33,317.87
	Tecno-Skandia	GPS	31,700.00
	Tecnología Aplicada, S.A.	Computer equipment	31,310.00
	Panafoto	Computer equipment	30,649.71
<b>Paraguay</b>			
	Dlt Solutions Inc.	Licencias Oracle y Servicio de instalación y migración de base de datos.	356,785.11
	Vicoza S.r.l.	Semillas de autoconsumo	68,330.00
	Cuevas Hermanos S.a.	Una Camioneta Nissan Patrol	48,000.00
	Vicoza S.r.l.	Semillas de autoconsumo	44,400.00
	Tracto Repuestos S.r.l.	Implmentos agricolas	35,722.50
	Metalcar Sa	Dos Trailers Dormitorio	31,800.00
	Lincoln S.a.	Herramientas	31,131.87
<b>Peru</b>			
	Dentilab Del Peru S.r.ltda.	Medical Equipment	376,140.95
	Transperuana De Ventas Generales S.r.ltda.	Office Furniture	56,168.96
<b>Philippines</b>			
	The Boat Shop	Procurement of 70 units 28 FT. Patrol Boats - PHI/03/006 - Support Programme for the	1,649,148.24
<b>Poland</b>			
	Motransa	Heavy Duty Machinery: Crawler Dozer	132,173.00
<b>Russia</b>			
	Varian B.v	Equipment	162,637.05
	Valtwx Inter.corp	Chemical Lab. Equipment	70,746.00
	Kamtrank Ooo	Eqpmnt for biosphere Reserve	95,868.90
	Unops Pdr 2003	Procurement of Methodic	55,853.00
<b>Rwanda</b>			
	Bl Technics	Edp Equipment	33,968.10
<b>Singapore</b>			
	Ipacs Computer Service(s)	Ibm P690 Server	892,646.82
<b>Slovakia</b>			
	AT a.s. Zilina	container transport car	103,530.00
	Autotip Zilina	Service cars	31,155.38
<b>South Africa</b>			
	Nissan South Africa	2 Vehicles	62,451.00
	Canon	Photocopiers	34,238.00
<b>Spain</b>			
	Guascor Sufi S.A.	Biogas Station Equipment	1,279,084.00

**National Execution: Major equipment ordered during 2003**  
(Individual Orders of USD of 30,000 or more)

Country of Procurement	Name of supplier	Description of goods (equipment)	Cost of order US dollars
<b>Sri Lanka</b>			
	Sathosa Motors	Double cab	155,136.00
	Ceylon Services Suppliers	Generators	31,998.00
<b>Switzerland</b>			
	Alstom (Switzerland)Ltd	Gis	3,655,186.00
	Technavia	Supply of MSG Sattelite system	311,667.00
<b>Syrian Arab. Rep</b>			
	Medical Business Center	Gaz Analyzers	75,000.00
	Al-Sham Exhibition	Vehicles	62,750.00
	Modern Technology	GIS Software	54,400.00
	Al-Saadi for Trading	Microbus	34,500.00
	Bahi Motors	Vehicles	34,000.00
	Arabic Computer Center	Computer Equipment	32,000.00
	Hamsho Trading Est. and Nahhas	Computer Equipment	30,620.00
<b>Tanzania</b>			
	Simply Computers Limited	Computer Equipments	89,973.00
<b>Trinidad &amp; Tobago</b>			
	Macclesfield Motor Bodies (U.K.) Ltd	Mercedes-Benz 316CDI Sprinter Ambulances (7)	549,937.89
<b>Turkmenistan</b>			
	New Generation Information Ltd	Computer Equipment	32,469.00
<b>U.A.E</b>			
	Global Evn solutions	Supply of Met Stations	1,763,259.00
	Global Env Solutions	Supply of 28 Sations	210,935.00
	Mideast Data Systems	NWP Computing Systems	63,092.00
	Emirates Computers	IT Equipment	43,466.00
	All Weather Inc.	Spare parts for AWOS	42,212.00
	Traditions Trading Llc	Vehicle	34,347.50
<b>Ukraine</b>			
	JSC Kwazar	Equipment on water desalination with power supply from wind-solar energy system	49,247.00
<b>United Kingdom</b>			
	Biomechanical Machinery Systems & Consulting N	CISCO computer equipment	960,100.00
	Toyota Gibraltar	Vehicles Toyota+F184+F46	653,733.00
	lapso	Water Engineering Equipment	248,535.00
	Halon & Refrigerant Services Ltd.	Halon Bank Equipment	210,500.00
	Distribuidora Valdez S.a.	Laboratory Equipment	101,487.03
	lapso	Chemical Testing Equipment	90,000.00
	Hme Limeted	Monitores Signos Vitales	66,000.00
<b>Uruguay</b>			
	Habitué S.A.	School food packS	30,011.00
<b>U.S.A.</b>			
	Md International	Medical Equipment	6,628,634.97
	Ibm Corporation	Aquisição De Upgrade Do Mainframe-bacen	1.238.379,03
	Unisys Corporation	Placas Scsi Wide / Lt1-switches Borda P/Acesso Lan Tipo I	1.224.107,71
	Varian Medical Systems, Inc	Medical Equipment	1,116,446.00
	Comware Del Ecuador	Computer Equipment	840,361.00
	Mega Technology	Material For Identity Card	829,700.00
	Informatica International	Lan File Servers	762.360,30
	American Medical Engenieering Corp.	Medical Equipment	714,585.23
	T.J. Tomorrow	Nissan Patrol	674,414.00
	American Medical Engenieering Corp.	Ambulance	569,918.53
	Dimexa Soluciones Integrales S.a.	Computer Equipment	483,672.80
	Nec Computers	Microcomputadores / Notebooks	417.977,47
	Cisco Systems Inc	Roteador De Borda Cisco 7200 / Switch De Núcleo Cisco 6500	406.865,55
	Dell	IT Equipment	350,185.00
	Compaq Computer Corporation	Data Warehouse	338.245,33
	Novadevices	Communications Equipment	324.434,88
	Oracle Del Ecuador	Computer Equipment: Software Licenses	322.379,40
	T.J. Tomorrow	Toyota Landcruiser 4477cc	260,800.00
	T.J. Tomorrow	Toyota Land Cruiser And Camry	247,500.00
	New Generation Motors Corp.	Electric Bus	244,900.00
	T.J. Tomorrow	Toyota Landcruiser Prado	240,500.00
	T.J. Tomorrow	Toyota Land Cruiser	237,000.00
	T.J. Tomorrow	Toyota Land Cruiser 4664cc	227,200.00
	T.J. Tomorrow	Toyota Land Cruiser	199,000.00
	T.J. Tomorrow	Toyota Land Cruiser And Camry	193,600.00
	Motransa	Heavy Duty Machinery: 2 Trash Collectors 1 Loading Truck	193,040.00
	T.J. Tomorrow	Toyota Landcruiser 3956cc	187,000.00
	Uniplex	Computer Equipment	182,189.18
	System Support & Services S.a.	Computer Equipment	163,664.53
	T.J. Tomorrow	Toyota Land Cruiser And Camry	149,000.00
	T.J. Tomorrow	Toyota Land Cruiser 4664cc	137,300.00
	Interfase S.A.	Printers laser and inkjet	136,412.00
	Latin American Hospital Supply Corporati	Medical Equipment	123,976.00
	T.J. Tomorrow	Toyota Vehicle	122,500.00
	T.J. Tomorrow	Toyota Land Cruiser And Camry	122,500.00
	Andikova	IT Equipment	118,447.00
	Bird Products Corporation	Ventiladores	114,370.00

**National Execution: Major equipment ordered during 2003**  
(Individual Orders of USD of 30,000 or more)

Country of Procurement	Name of supplier	Description of goods (equipment)	Cost of order US dollars
<b>U.S.A cont.</b>			
	Asic Ecuador	Computer Equipment	114,288.00
	Nicolet Biomedical	Medicine Equipment	104,556.60
	Ritron International	Pc, Intermediate Level	100,506,36
	T.J. Tomorrow	Toyota Land Cruiser And Camry	95,500.00
	Cosapi Data S.a.	Computer Equipment	94,940.63
	Dedalus, Inc.	Pc, Laptop/Portable Workstation	94,846,40
	T.J. Tomorrow	Totota Camry 1998cc Or 2362cc	93,000.00
	T.J. Tomorrow	Toyota Land Cruiser 4664cc	90,000.00
	American Medical Enginieering Corp.	Laser Reproduction	89,680.00
	Wescor Inc.	Electronic Analyzing System	88,704.00
	Bird Products Corporation	Ventiladors	88,680.00
	Planson International	Office & Pc Equip.	88,005.12
	Transfar Supplies Computer S.a.	Computer Equipment	81,482.96
	T.J. Tomorrow	Toyota Landcruiser 3956cc	77,000.00
	T.J. Tomorrow	Toyota Landcruiser 3956cc	77,000.00
	1A Distribution Inc.	Procurement of PCs and other office equipment for Business Incubator branches	75,348.00
	T.J. Tomorrow	Nissan-civilian 4479cc	73,500.00
	Roca S.a.c.	Laboratory Equipment	69,067.49
	T.J. Tomorrow	Toyota Civilian And Camry	68,500.00
		V-satelite equipment	68,000.00
	Medical Data Electronics	Monitors	66,370.00
	Equant Inc.	Computer Equipment And Accesories	64,554.00
	Medtronic	Oxigenadores, Tubuladoras Y Valvulas	64,300.00
	Ingenieria Y Soporte S.a.	Computer Equipment	63,593.34
	Sysdata	Computer Equipment	62,050.00
	Wooller Ltd.	Two Minibuses Volkswagen Caravelle	60,889.60
	Abacus S.A.	Computers	60,750.00
	Respironics	Ventiladores	57,000.00
	T.J. Tomorrow	Toyota Haice And Camry	54,500.00
	Hewlett Packard	Equipment	52,854.00
	T.J. Tomorrow	Toyota Landcruiser Prado 2694cc	51,000.00
	3c Soluciones Integrales S.a.c.	Computer Equipment	50,594.61
	T.J. Tomorrow	Hong Shan 4664cc Vehicle	49,500.00
	Intser C.a.	Computer Equipment	49,280.00
	T.J. Tomorrow	Toyota Land Cruiser	48,500.00
	T.J. Tomorrow	Honda Civic Car	48,000.00
	Abacus S.A.	Computers/printers	47,978.00
	T.J. Tomorrow	Toyota Camry	45,000.00
	T.J. Tomorrow	Toyota Camry	45,000.00
	Refricenter International	Installation Of Air Condition	44,578.00
	Labconco Corporation	Cloridometro Digital	44,170.00
	Medtronic	Electronic	41,960.00
	Telematica S.a.	Software	40,504.17
	T.J. Tomorrow	Toyota Landcruiser 3956cc	38,500.00
	T.J. Tomorrow	Toyota Landcruiser 3956cc	38,500.00
	J. Evans Y Asociados S.a.c.	Software	35,278.59
	E-builders & Consulting Group S.a.c.	Software	34,587.06
	Urudata S.A.	Computers	33,456.00
	T.J. Tomorrow	Toyota Previa	31,500.00
	Reliance Health System	Medical Equipment	31,321.00
	Naytov Incorporated	Procurement of Toyota Land Cruiser vehiclen	31,000.00
	Terumo	Injections	30,933.00
<b>Venezuela</b>			
	Siemens, S.a.	Medical Equipment	5,194,888.72
	Sun Microsystems De Venezuela, S.a.	Hardware Platform	2,183,386.51
	Wincor Nixdorf, C.a.	IT	930,000.00
	Seijiro Yazaiwa C.a.	Medical Equipment	454,479.00
	Multiconsumos Monaco, C.a.	Medical Equipment	411,602.10
	Aicotel	Digital Telephone	358,500.10
	Corporación Traidmor, C.a.	Internet	197,746.52
	Instelectric Servicios, Ca	System Installation	187,056.95
	Grupo Hardwell Technologies	Laser Printer	185,794.00
	Multiconsumos Monaco	Medical Equipment	157,837.23
	Instelectric Servicios, Ca	System Installation	155,818.73
	Multiconsumos Monaco	Medical Equipment	116,163.48
	Summa Sistemas, C.a.	IT	114,879.00
	Seijiro Yazawa Iwai	Medical Equipment	106,266.00
	Multiconsumos Monaco	Medical Equipment	103,001.55
	Olivetti De Venezuela, C.a.	Work Stations	88,076.12
	Industrias Metalicas Del Guarico	Medical Equipment	81,424.16
	Seijiro Yazawa Iwai	Medical Equipment	77,096.00
	Seijiro Yazawa Iwai, C.a.	Medical Equipment	61,064.00
	Multiconsumos Monaco	Medical Equipment	60,954.33
	Corporacion Ars	Medical Equipment	60,775.16
	Corporacion Traidmor	Cableado	60,432.73
	Construaires, C.a.	Air Condition	60,264.31
	Seijiro Yazawa Iwai, C.a.	Diagnostic Equipment And Exploratory	52,200.00
	Corporación A.r.s., C.a.	Equipment	52,189.20
	Teltek	Cableado	41,914.94
	Meditron, C.a.	Medical Equipment	37,862.75
	Tecnología Médica Del Caribe, C.a.	Medical Equipment	33,426.56
	Representaciones Odonto, C.a.	Medical Equipment	30,108.00



**National Execution: Major equipment ordered during 2003**  
**(Individual Orders of USD of 30,000 or more)**

<b>Country of Procurement</b>	<b>Name of supplier</b>	<b>Description of goods (equipment)</b>	<b>Cost of order US dollars</b>
<b>Viet Nam</b>			
	Tecapro	IT equipment	537,066.00
	Tecapro	Office equipment	34,545.00
<b>Yemen</b>			
	Canon	Printing	595,800.00
<b>Zimbabwe</b>			
	Open Equipment System	It Equipment	147,876.00
	Toyota	Vehicles	38,328.00

**National Execution: Major Contracts for services placed during 2003**  
(Individual Contracts of USD 30,000 or more)

Country	Description of services	Name of subcontractor	Cost of contract US dollars
<b>Algeria</b>			
	Printing guides & booklets	Sofrim	59,996.00
	Equipements solaires	Station d'expérimentation des équipements solaires en milieu saharien	38,710.00
	Réhabilitation Ksor	Etp Lemaleem	35,188.00
<b>Argentina</b>			
	Estudio Obras Mejoramiento De Carretera Ca-5 Comayagua Principio Final	Latinoconsult	480,171.00
	Study	The Louis Berger Group	145,592.00
	Study	The Louis Berger Group	137,272.00
	I. T. System	PA Consulting Group	119,680.00
	Development of Municipal Information System	Earth Data International	95,200.00
	Audit services	Mercados Energéticos, S.A	58,180.00
	Project Site Start-Up and Organization of activities	Fundación Iberá	47,696.89
	Survey on Knowledge and Client Satisfaction of the Labour Risks System	Utn	31,787.28
<b>Armenia</b>			
	PCs for project	Vallex It	116,084.00
	Medical Equipment	Diaserv Co	34,339.00
	Engineering Investigation	Georisk Ltd.	30,840.00
<b>Australia</b>			
	Harm Reduction to proevent HIV/AIDS	Center For Harm Reduction , Bernet Institute	263,771.00
	Consulatncy on Project Design of Risk-based Financial Audit Manual	Stanton Partners	38,674.00
<b>Austria</b>			
	Legal Expert's services (O.Zudova)	United Nations International Drug Control Program	44,835.69
<b>Azerbaijan</b>			
	House for disabled	Inter	203,948.00
	Rehabilitation center	Dept of Social Protection	146,102.00
	Materials for vocational training center	Megaservis Ltd	100,428.00
	Rehabilitation center	Stas Co	92,918.00
	Workplaces for disabled	Tereggi MMS	76,281.00
	Child rehabilitation	Azerbkurorttikintitemir	34,489.00
<b>Bahrain</b>			
	Labour Market Design Support System Roadmap.	International Information Technology	96,051.00
<b>Bangladesh</b>			
	Pilot Project for testing facilities	Dhaka Community Hospital	52,604.53
<b>Benin</b>			
	Uih-sida	Ong Africare	111,420.00
	Environment	Projet Gef Unso - Ben/93g31	41,025.00
	Objectif Dhd	Prefecture Parakou	32,896.00
	Prestation Service Microfinance	Consortium Alafia	32,000.00
<b>Bhutan</b>			
	Home lightning solar sets and water heating system	M/s D.S.B. Enterprises, Thimphu	180,538.00
<b>Bolivia</b>			
	Reimbursement And Commissions Salary For Plane Workers	Prodem Fondo Financiero Privado S.a.	13,838,932.56
	Reimbursement And Commissions Salary For Plane Workers	Asociacion Nacional Ecumenica De Desarro	5,743,483.43
	Reimbursement And Commissions Salary For Plane Workers	Idepro	1,165,512.92
	Construction Service	Fcof - Francois Charles Oberthur	447,000.00
	Construction Service	Empresa Constructora Torrico Ector	424,678.09
	Supervision And Advising At PLANE	Centro De Asesoramiento Empresarial Caem	422,915.72
	Supervision And Advising At PLANE	Consultores Asociados Cahe S.r.l.	398,207.87
	Construction Service	Dica Srl.	235,104.95
	Civil Construction Work	Continental De Construcciones Y Asociado	212,327.30
	Construction Service	Continental De Construcciones Y Asociado	212,327.30
	Construction Service	Empresa Constructora Quiroga	203,742.32
	Consultancy	Consultores Galindo Ltda.	195,045.78
	Civil Construction Work	R.a.h. Gomez	160,445.97
	Study of the Energy Market	Cambridge Energy Research Asc.	150,000.00
	Construction Service	Boldeing Boliviana De Ingenieria	145,155.81
	Consultancy	Cepis Paho	139,626.83
	Construction Service	Empresa Construct. Casco Viejo	139,493.27
	Civil Construction Work	Mega Y Asociados	138,179.96
	Civil Construction Work	Citter	93,338.50
	Oxygen Provision	Praxair Bolivia S.r.l.	92,945.48
	Construction Service	Empresa Constructora Peñaranda Ltda	90,583.35
	Construction Service	Empresa Constructora Fepca Srl.	89,197.27
	Construction Service	Empresa Constructora Atec	78,773.31
	Construction Service	Pca Ingenieros Consultores S.a.	73,514.56
	Construction And Housing Rehabilitation	Mlal-cosv Proyecto De Rehabilit. Viviend	66,741.26
	Construction Service	Empresa Constructora Amazonas Ltda.	59,487.24
	Civil Construction Work	Cep - Centro De Estudios Y Proyectos S.r.	56,486.92
	Construction Service	Empresa Constructora Sim Srl.	55,504.67
	Civil Construction Work	Inypsa Bolivia	50,279.10
	Servicio de información geoespacial	Ingeos	50,278.75
	Construction Service	Beniana-emserco Ltda.	50,156.62
	Civil Construction Work	Centro Profesional Multidisciplinario S.	49,383.43
	Study of Environmental Consultancy Management	Dames & Moore Bolivia S.a.	48,056.00
	Civil Construction Work	Imc-ing. Mutidisciplinaria De Construc.	41,450.38
	Purchasing Of Posters	Artes Graficas Latina L	39,415.28
	Financiell Service of Sprinkler Clothes	Banco Mercantil S.a.	34,678.76
	Consultancy	Contegral S.r.l.	33,344.23
	Civil Construction Work	Kampsax S.a.	31,899.00
	Internet Service	Datacom S.a.	30,499.19

**National Execution: Major Contracts for services placed during 2003**  
(Individual Contracts of USD 30,000 or more)

Country	Description of services	Name of subcontractor	Cost of contract US dollars
<b>Brasil</b>	Software	Softplan/Planejamiento E Sistemas Ltda.	60,133.50
	Software	Softplan/Planejamiento E Sistemas Ltda.	57,270.00
	IT Systems Services and Consultancy	Sectma S. C. T. C. M. Ambient	1,744,039.77
	Advertisement and Publishing	Unitech Tecnologia De Informaçao Lt	1,394,365.66
	Educational Services	Jandaira - Instituto Socio Ambienta	1,151,497.00
	ONG Educational and Consultancy Services	Assoc. De Defesa Etno-ambiental Kan	1,110,178.74
	IT Systems Services and Consultancy	Seta S. V. T. A. S S C Ltda	964,813.13
	Advertisement and Publishing Services	Iesa - Instituto De Estudos Socio	747,684.63
	IT and Computers Services	Quality Produções Ltda.	691,051.43
	Consultancy	True Access Consulting Ltda	645,774.64
	Booz Hallen Management Model for INSS	Arcadis Tetraplan S.a.	622,617.56
	Media - Public Relations Services	Ciee Centro I. Emp Escola	596,692.55
	HR Management System Development	Atech Fund Tec Criticas	577,123.21
	IT And Software Services and Consultancy	Mi Montreal Informatica Ltda	559,809.56
	Bussiness Consultancy	Boucinhas & Campos Consultores S.a.	546,757.98
	Air Tickets	Coodesu	481,894.24
	Organizational Structure - Administrative	Ecri	474,571.20
	Infra-structure and Soil Services	Editora Arte E Cultura Ltda.	474,571.20
	Educational Services	Bearing Point Ltda	446,858.95
	Consultancy Services	Fundacao Viver Produzir E Preservar	339,683.29
	Management Consultancy	Gajop Gab A J Org Pop	328,824.82
	WebIntelligence Softwares	Inst Pesq Economica Aplicada	326,583.56
	SIMAC Technological Upgrade	Grafica E Editora Ideal Ltda	324,000.00
	IT Services	Girus Producoes Ltda	289,638.70
	IT and Computers Services	Rbr Viagens E Turismo Ltda	288,931.34
	Air Tickets	F Caz Grafica E Editora Ltda	276,751.89
	Ernest&Young Management Model for INSS	Apolo A. D. V. E Turismo Ltda	275,133.68
	Consultancy Sugar-cane	Ibqn - Inst.brasil.da Qualidade Nuc	259,548.63
	SOFTWARES	Tba Informatica Ltda	255,816.95
	Consultancy on Seminars and Expositions	Aurora Vasconcelos Gibson	244,008.95
	Educational Serv. Post-graduation, MBA, etc.	Ernst E. Y. C. S C Ltda	241,095.15
	DIAGEM Development Datamart	Iara - Instituto Amazônico De Manej	238,570.35
	Telephone Bills	Gartner Group Do Brasil S C	234,358.40
	Technical Research	Integra A. C. O. E. I. Ltda	226,133.80
	IT Services	Fusp Fundacao De Apoio A Usp	223,584.19
	IT Services	Grafica E Editora Bandeirante Ltda	219,334.00
	Printing Services	Fundação Visconde	217,193.42
	Educational Services	Strategia Consultores S/C Ltda.	212,711.49
	Video and Movies Production	Mercante C. E Servicos Ltda	210,742.71
	IT Systems Services and Consultancy	Sangha Technology	210,575.34
	Electrical Cables Engineering	Fia -fundacao Instituto De Administ	206,304.57
	SOFTWARES	Sybase Brasil Software Ltda.	196,583.57
	Educational and Social Services	Jns Engenh Cons E Ger S C Ltd	193,114.19
	IT Consultancy and Services	Gtec Produções Videocomunicações Ltd	188,792.44
	Computer System Development	Brasil Telecom S.a	181,912.03
	Educational Furniture and Equipments	Aspacs - Ass. Produtores Agroext.	172,550.31
	Printing Services	Cepemar Serviços De Consultoria	168,942.21
	Software Delivery and Instruction	Inae Inst Nac De Altos Est	166,830.78
	Information Development Systems	Embratel - Empresa Brasileira De Telecomunicações	162,242.96
	Agreement Letter for Consultancy	Diamond P. E Eventos Ltda	160,240.00
	Ernest&Young Management Model for INSS	Bearing Point Ltda	156,610.77
	INSS Management Model Development	Abes A. Bras Eng Sanit Ba	154,890.34
	Fishing Statistics	BI Informatica Ltda	148,860.34
	Auditing	Pesacre - Grupo De Pesquisa E Exten	144,071.88
	Social Research	Brink Mobil Equip. Educacionais Ltda.	137,688.29
	Printing Services	Nt Soluções E Serviços Ltda.	135,354.49
	Administrative Support	Steno Brasilia Com Prest Serv	131,618.18
	Healthy Consultancy	Jad Cargas Expressas Ltda.	118,060.43
	TELEPHONE SERVICES	Telemar Norte Leste S A	112,446.76
	Monitoring Services	Ajopam - Assoc. Rural Juinense	111,506.83
	Air Tickets	Agua E. V. C. O. D. Est Sanea	111,047.02
	Systems Development for fortifying	Copersucar	109,397.77
	Printing Services	Manesco, Ramires P. A. Advocacia	109,117.26
	Printing Services	Planeja Assessoria Consult. E Capac	106,339.51
	Printing Services	Life Servicos Graficos Ltda	100,924.68
	Conservation Service	Promos - Azienda S. D. C. Di Milano	100,481.54
	IT Systems Services and Consultancy	Selvaterra Turismo Ltda	100,175.17
	XV National Forum	Movimento Brasil Competitivo - Mbc	99,850.56
	Law Consultancy	Cpm Comunicações, Processamento	98,136.13
	AQUISIÇÃO MÓDULO ETL	Stk Consultoria Ltda	96,348.12
	Printing Services	Fund Apoio Ao Deserv Da Ufpe -	92,335.18
	Controlling Services	American Bank Note Company Gráfica	89,985.46
	Import Procedures	Vinculus	87,452.68
	Water Engeneering and Research Services	Fetag/Rr - Federacao Dos Trabalhado	84,579.47
	Printing Services	Dbá Engenharia De Sistemas Ltda.	84,164.39
	Consultancy	Procomp I. Electronica Ltda	82,913.67
	Office Services: repair and improvement	Esdeva Industria Grafica Sa	81,865.41
	Consultancy on basic sanitation	Acosper Ass.coop.trab.agroextrativi	81,788.53
	Economics research	Msa Service Ltda.	81,015.71
	Advertisement Services	Metodo Consultoria Ltda	79,753.45
	Printing Services	Autotrac C. E Telecomunicações	78,894.40
	IT Systems Services and Consultancy	Voetur T. E. R. Ltda	74,760.29
	Internship Consultancy Programme	Grafopel Grafica E Editora	73,220.62
	Video and Movies Production	L. Burszyn Consultoria	71,278.65
	Management Consultancy	Fundação Carlos Chagas	70,619.75
	Air Tickets	Vidrolar Molduras Ltda	70,089.47
	Creation of Agricultural Manuals	Fund De Amparo À Pesq E Extens Univ	68,259.39
	Educational Consultancy	Ipt-instituto Pesquisas Tecnologica	64,854.81
	Printing Services	Associacao P.d. Ad.	64,725.59

**National Execution: Major Contracts for services placed during 2003**  
(Individual Contracts of USD 30,000 or more)

Country	Description of services	Name of subcontractor	Cost of contract US dollars
<b>Brazil Cont.</b>			
	IT Systems Services and Consultancy	Sps Assessoria Em Comercio Exter	63,333.33
	Printing Services	Ctis Informatica Ltda	63,320.65
	Printing Services	Iob I. O. Publ Juridicas Ltda	63,196.38
	Civil Engineering	Pax Ed. Graf. E Fitolito Ltda	62,501.04
	Auditing	Stefanini C. E. A. E. M. Infor	62,496.86
	Bussiness Consultancy	Novadata S. E Computadores	59,955.98
	IT Database Consultancy	Centro De Estudos E Sistemas	59,699.77
	Technical Aid and Consultancy Services	Ids S. S. De Proc De Dados	59,591.34
	Bussiness Consultancy	Policentro Tecnologia Da Informaçao	59,111.11
		Wj Tecnologia Ltda	58,564.28
	Printing Services	Interline T. E. R. Ltda	58,192.66
	PASSAGENS AÉREAS	Trips Passagens E Turismo	56,286.21
	Bussiness Consultancy	Poliedro Inf Cons E Serv Ltda	55,884.65
	Environmental Consultancy	Rino Publicidade Ltda	55,850.97
	Fishing Statistics	Cobrape - Companhia Brasileira De	55,558.87
	Bussiness Consultancy	Coronario Editora Grafica Ltda	55,224.47
	Educational and Consultancy Services	Defanti Ind. E Com. Gráf. E	55,220.98
	Administrative Services	Mundiservicos - Comp. Port. Serv	54,782.64
	Environmental Consultancy	Castmeta Informática Ltda	54,606.83
	Environmental Monitoring	Acqua Plan Estudos Proj Cons	54,605.53
	Environmental Monitoring	Adler A. O Emp E Rep Ltda	54,552.22
	Statistical Consultancy	Booz Allen Hamilton Ltda	54,507.17
	Environmental Researchs on Primary Sector	Decision W. C. Impor Ltda	54,353.24
	Telephone Bills	Bandeirantes Ind Grafica	54,013.55
	Contrato Pessoa Juridica	Unitech Tecnologia De Informaçao Lt	53,684.26
	Transportation	Orienta A. T. E. E. C. Amb Sc	52,959.77
	IDS Scheer	Monserrat Turismo Ltda	49,488.48
	IT Services	Instituto Sertao	49,371.43
	IT Services	Politec Informatica	47,000.00
	AMVI Study and Evaluation	Grupo 108 De Comunicacao Ltda	45,298.39
	Educational Research	Grafica E Editora Posigraf S A	45,160.64
	Educational Services	Cdc Foundation	43,869.30
	Administrative Services	Comsystem Ltda	43,689.85
	Technical Aid and Consultancy Services	Fundação Cesgranrio	43,686.01
	Environmental Researchs	Copesca -colônia De Pescad De Tarau	43,242.32
	Printing Services : Books	Inst Bras Pesq Est Ambientais	42,118.10
	Printing Services	Instituto De Desenvolvimento	42,058.86
	Sanitation Engineering Services	Fadesp Fund Amp Desenv Pesq	41,965.29
	Environmental Consultancy	Assoc B. A. D. I. Financeira De Des	41,605.43
	Video and Photo Productions	Uni Sol Fund A In Rio Solimoes	41,594.68
	Publishing and Public Relations Services	Fiotec	40,604.20
	Printing Services	Lunix Consultoria S/C	39,911.72
	Advertisement Services	Fundacao Victor Civita	39,792.82
	Consultancy on Social Economic Indicators	Conselho Nacional Dos Seringueiros	39,704.40
	Conservation Service	Puc Pontificia Univers. Catolica De	39,255.12
	Environmental Consultancy	DII Informatica Ltda	39,112.63
	Printing and Information Services	Atech F. Tecnol Criticas	38,947.49
	Air Tickets	Diplomata E. I. Graficos Ltda	38,660.47
	Contrato Pessoa Juridica	Upims U. P. I. M. Satere	38,658.41
	Controlling Services	Ambios E. E Processos Ltda	38,109.96
	Monitoring Services	Alo Comunicacoes S C Ltda	38,098.56
	Consultancy Contract	Abs G. Services Do Brasil Ltda	37,732.09
	Social and Economics Research	Computer Associates Brasilia	37,542.66
	Printing Services	Fund Apoio E P Ass	37,347.01
	Medical and Healthy Services	Instituto Uni-famema	37,309.75
		Universidade De Brasilia	37,187.37
	SGP System Development	8i Tecnologia Em Sistemas Ltda	36,646.73
		T E. T. T. C. E. Servicos Ltd	36,105.29
	Administrative Services (general)	Centro De Estudos E Pesquisas	36,068.45
	Printing Services	Centro De Pesquisa Renato Archer	35,796.44
	Administrative Services	Operacao Amazonia Nativa Opan	35,204.58
	Municipal Council Capacitation	Ibm D. B. I. M. E. E Servicos	34,623.14
	IT Systems Services and Consultancy	Universidade De Brasilia	33,900.96
	Audio Transcriptions Services	Dupligráfica Editora Ltda	33,429.96
	Design and Printing Services	Apa - Associacao Dos Produtores	32,605.33
	IT Services	Gw Comunicacao Ltda	32,439.66
	Educational Consultancy	Irmaos Rodopoulos Ltda	31,459.61
	Social Research	Grafica E Editora Qualidade Ltda	31,358.89
	Seminar's Organizaton	Athalaia Grafica E Edit Ltda	31,302.24
	Tranportation and Printing Services	Fundacao Getulio Vargas	31,118.08
	Administrative Services for Ed. Shtrenghte	Domínio C. E Tecnologia Da Informaçao	30,886.93
	Healthy and Care Services	Irisvaldo L. De Souza	30,836.02
	Printing Services	Exatta - Empresa De Pesquisas Técnico	30,785.00
<b>Bulgaria</b>			
	Constr.AssemblyWorks	Iunion Korekt Ood	192,023.33
	Constr.AssemblyWorks	Monolit - T Ood - Triavna	171,313.90
	Constr.AssemblyWorks	Gbs-blagoevgrad	158,691.79
	Constr.AssemblyWorks	"Irkon" Ood	154,298.62
	Constr.AssemblyWorks	Restavracia 2 Ood Sf	149,097.59
	Constr.AssemblyWorks	Nife Eood	137,914.15
	Constr.AssemblyWorks	Et "Dimityr Manov", Gr. Burgas	130,097.43
	Constr.AssemblyWorks	Sd "Garant 90"	124,056.37
	Constr.AssemblyWorks	Stroiprodukt	119,458.06
	ATM ports opening, leasing of permanent virtual channels	Bulgarian Telecommunications Company Plc	117,840.29
	Constr.AssemblyWorks	Monolit Ood	116,805.50
	Constr.AssemblyWorks	"Adi Komers" Ood	115,712.21
	Constr.AssemblyWorks	"Gbs - Plovdiv" Ad , Klon Haskovo	109,374.54
	Constr.AssemblyWorks	Eko-hidro-90 Ood	108,590.37

**National Execution: Major Contracts for services placed during 2003**  
(Individual Contracts of USD 30,000 or more)

Country	Description of services	Name of subcontractor	Cost of contract US dollars
<b>Bulgaria cont.</b>			
	Constr.AssemblyWorks	Gavrail Uzunov"	107,354.84
	Constr.AssemblyWorks	Ronikolor Eood	103,690.40
	Constr.AssemblyWorks	"Gbs - Plovdiv" Ad , Klon Haskovo	102,119.41
	Constr.AssemblyWorks	Kruni - 95 Ad	101,514.95
	Constr.AssemblyWorks	Sd "Garant 90"	101,397.71
	Constr.AssemblyWorks	"Gbs" - Klon Samokov	100,145.52
	Constr.AssemblyWorks	Et "Magabit -	98,414.37
	Constr.AssemblyWorks	Monolit Ood	97,467.86
	Constr.AssemblyWorks	Eood"Nife"-gr.vraca	97,119.32
	Constr.AssemblyWorks	Adi-21 Eood	96,589.42
	Constr.AssemblyWorks	"Maveks" Ood	96,061.66
	Constr.AssemblyWorks	Vodstroj Ad	95,571.48
	Construction of protected home	Nat. Social Rehabilitation Center	95,238.00
	Constr.AssemblyWorks	Gsp 2000 Ad	94,860.48
	Constr.AssemblyWorks	"Kimko-sofiia" Ood	93,519.91
	Constr.AssemblyWorks	"Kabano" Ood	93,335.83
	Constr.AssemblyWorks	"Ivas-01" Eood	92,547.53
	Constr.AssemblyWorks	Et "Kutianovstroj"	92,368.66
	Constr.AssemblyWorks	Zavodski Stroej	91,221.46
	Constr.AssemblyWorks	Odesosstroj Ood	89,245.25
	Constr.AssemblyWorks	Bdin Ad - Vidin	84,994.79
	Constr.AssemblyWorks	Et "Proektstroj - P. Petrov"	84,453.29
	Constr.AssemblyWorks	"Aktiv" Ood	83,921.27
	Constr.AssemblyWorks	"Mb - 2001" Ood	83,349.21
	Constr.AssemblyWorks	"Dani 98" Ood	81,674.20
	Constr.AssemblyWorks	Et "Aleksandyr Vasilev"	81,249.12
	Constr.AssemblyWorks	Geostroj	80,416.76
	Constr.AssemblyWorks	"Valdes 96" Eood	80,358.17
	Constr.AssemblyWorks	"Garant Burgas" Ood	80,122.85
	Constr.AssemblyWorks	Et "Milepres"	79,460.65
	Constr.AssemblyWorks	Et "Rest Injenering"	79,164.94
	Constr.AssemblyWorks	Et "Kutianovstroj"	78,250.74
	Constr.AssemblyWorks	Elit Mh Eoo	77,443.46
	Constr.AssemblyWorks	Siiteh 77 Eood	76,640.54
	Provision of Social Services	Social Assistance Directorate - Pravetz	76,304.00
	Constr.AssemblyWorks	Abritus Eood	75,843.32
	Constr.AssemblyWorks	Ticha - 96 Ood	75,302.37
	Constr.AssemblyWorks	"Makos" Ood	74,380.26
	Constr.AssemblyWorks	Rest Injenering Et	73,441.41
	Constr.AssemblyWorks	Skyt Ood	73,176.66
	Provision of Social Services	Social Assistance Directorate - Etropole	72,846.00
	Constr.AssemblyWorks	Et "Taga - Nedialko Ilchevski"	72,048.79
	Constr.AssemblyWorks	"Gbs - Burgas" Ad	70,434.70
	Constr.AssemblyWorks	"Andika" Ood	69,750.03
	Constr.AssemblyWorks	Lisec Ood	67,751.19
	Constr.AssemblyWorks	Et "Rosen Mihailov"	67,282.06
	Constr.AssemblyWorks	"Rikoshet" Ood	66,976.40
	Constr.AssemblyWorks	Glavbolgarstroj - Pleven Ad	66,901.26
	Constr.AssemblyWorks	Transinjenering Eood	66,194.32
	Constr.AssemblyWorks	Et "Grafit Komers"	65,587.29
	Provision of Social Services	Social Assistance Directorate - Blagoevgrad	65,267.00
	Constr.AssemblyWorks	Stroimontaj Ead	64,956.83
	Constr.AssemblyWorks	"Ukrasa 2000"	64,880.36
	Constr.AssemblyWorks	Roan 90 Ood	64,831.01
	Constr.AssemblyWorks	Stroiprodukt Eood - Pleven	64,723.13
	Constr.AssemblyWorks	Jilstroj-96 Ood	64,453.22
	Constr.AssemblyWorks	"Hidroekostroj" Ad	64,209.37
	Constr.AssemblyWorks	"Valzah" Eood	64,078.32
	Constr.AssemblyWorks	Et "Magabit - G. Uzunov"	64,067.05
	Constr.AssemblyWorks	"Kubik" Ood	63,658.81
	Constr.AssemblyWorks	Arist Ood	63,457.90
	Constr.AssemblyWorks	"Restavracia 02" Ood	62,960.37
	Constr.AssemblyWorks	Gabro Ad Gr. Gabrovo	62,830.77
	Constr.AssemblyWorks	"Ds Bild" Ood	62,790.80
	Constr.AssemblyWorks	"Manol Kaikov" Et	62,106.32
	Constr.AssemblyWorks	"Monolit-21 Andonov, Dimitrov"	61,879.13
	Constr.AssemblyWorks	Restavracia Ead	61,310.19
	Constr.AssemblyWorks	Shumenska Krepost Ad	61,119.17
	Constr.AssemblyWorks	Gabro Ad Gr. Gabrovo	60,858.10
	Constr.AssemblyWorks	Favorit 96 Ood	60,301.91
	Constr.AssemblyWorks	Topinjenering Ood	59,748.23
	Constr.AssemblyWorks	"Andika" Ood	59,606.45
	Constr.AssemblyWorks	Et "Naiden Hristov"	59,456.70
	Constr.AssemblyWorks	Enemona Ad	59,296.86
	Constr.AssemblyWorks	"Garsi" Ood	58,468.53
	Constr.AssemblyWorks	Transinjenering Eood	58,400.68
	Constr.AssemblyWorks	Kbjs 96	57,656.81
	Constr.AssemblyWorks	"Valdes 96" Eood	57,637.41
	Constr.AssemblyWorks	Glavbolgarstroj - Pleven Ad	57,164.84
	Constr.AssemblyWorks	"Bratia Nikolovii" Ood	56,575.32
	Constr.AssemblyWorks	Nepal Ood	55,831.26
	Constr.AssemblyWorks	Et "Krista 89" - Haskovo	55,536.98
	Constr.AssemblyWorks	"Garsi" Ood	55,513.95
	Constr.AssemblyWorks	Et Iantar - 21	55,234.17
	Constr.AssemblyWorks	Topinjenering Ood	54,850.88
	Constr.AssemblyWorks	Rest Injenering Et	54,836.94
	Constr.AssemblyWorks	Vankov-dunev Ood	54,314.03
	Constr.AssemblyWorks	Kruni - 95 Ad	54,205.74
	Constr.AssemblyWorks	AniiaK - 2001 Eood	53,896.69

**National Execution: Major Contracts for services placed during 2003**  
(Individual Contracts of USD 30,000 or more)

Country	Description of services	Name of subcontractor	Cost of contract US dollars
<b>Bulgaria cont.</b>			
	Constr.AssemblyWorks	Et "Toniva - Toncho Antonov"	53,261.94
	Constr.AssemblyWorks	"Statema" Ood	53,176.32
	Constr.AssemblyWorks	"Ds Bild" Ood	51,857.65
	Constr.AssemblyWorks	Et "Margarita Hadjigaeva"	51,824.48
	Constr.AssemblyWorks	"Dimitrichka lovkova" Et	50,919.95
	Constr.AssemblyWorks	Et "Gigata 89"	50,764.58
	Constr.AssemblyWorks	Topinjenering Ood	50,546.01
	Constr.AssemblyWorks	Et "Smilian Filchev"	50,326.21
	Constr.AssemblyWorks	"Restavracia - 02" Ood	50,023.33
	Constr.AssemblyWorks	"Bks" Eood	49,914.43
	Constr.AssemblyWorks	"Injstroj" Eood - Pleven	49,650.66
	Constr.AssemblyWorks	"Gsp 2000" Ad	49,108.25
	Constr.AssemblyWorks	Moto-maks Eood	48,841.93
	Constr.AssemblyWorks	Et "Emsi"	48,563.25
	Constr.AssemblyWorks	Et "Krista 89 - Kiril Stoianov"	48,222.98
	Constr.AssemblyWorks	Et "Stil Stefan lovchev"	47,642.63
	Constr.AssemblyWorks	Shumenska Krepost Ad	47,543.68
	Constr.AssemblyWorks	Kooperacia "Edinstvo 94"	47,302.83
	Constr.AssemblyWorks	"Hidrostroj-iug 97" Ad	47,030.81
	Constr.AssemblyWorks	"Petko Minchev" Eood	46,740.81
	Constr.AssemblyWorks	Et "Sarabashev - M"	46,650.99
	Constr.AssemblyWorks	"Restavracia 02" Ood	46,351.02
	Constr.AssemblyWorks	Marsen Ood	46,115.46
	Constr.AssemblyWorks	Adis Ood	45,687.55
	Constr.AssemblyWorks	Et "Blagoi Serafimov"	45,571.86
	Constr.AssemblyWorks	Vodno stroitelstvo Vt Ad	45,550.39
	Constr.AssemblyWorks	Et "Oniks-hristo Hristov", Gr. Iambol	45,450.39
	Constr.AssemblyWorks	Gama Injenering 97 Ood	45,184.00
	Constr.AssemblyWorks	"Garsi" Ood	44,944.86
	Constr.AssemblyWorks	"Restavracia 02" Ood	44,866.55
	Constr.AssemblyWorks	Et "Magabit - Gavrail Uzunov"	44,855.03
	Constr.AssemblyWorks	"Polianica" Ad	44,758.49
	Constr.AssemblyWorks	Et "Garant" - Mineralni Bani	44,699.04
	Constr.AssemblyWorks	"Vodno Stroitelstvo 2000" Eood	44,632.14
	Constr.AssemblyWorks	"Stroiprodukt" Eood	44,188.48
	Constr.AssemblyWorks	Et "Povac" - A. Velkov	43,596.24
	Constr.AssemblyWorks	Strem Ood	43,415.39
	Constr.AssemblyWorks	Et "Stroiremont - Iorgo Iorgov"	43,067.50
	Constr.AssemblyWorks	Stroiprodukt - 97 Ad	42,920.23
	Constr.AssemblyWorks	Ivanov - 53 Ood	42,823.99
	Constr.AssemblyWorks	Et "Milepres"	42,543.41
	Constr.AssemblyWorks	Et Ger Ood	42,039.03
	Constr.AssemblyWorks	"Janet - 95"	41,904.34
	Constr.AssemblyWorks	Et "Rosenstroj"	41,680.37
	Constr.AssemblyWorks	Geostroji	41,198.97
	Constr.AssemblyWorks	Et "Stroistol - Stoian Stoianov"	41,108.79
	Constr.AssemblyWorks	"Pirs-d" Ood	40,900.50
	Constr.AssemblyWorks	"Stogos" Ood, Nova Zagora	40,836.72
	Constr.AssemblyWorks	Et "Izoplaststroj"	40,596.08
	Provision of Social Services	Social Assistance Directorate - Botevgrad	39,899.00
	Constr.AssemblyWorks	Rouz Eood	39,673.14
	Constr.AssemblyWorks	Et "Pleona - Nedelcho Georgiev"	39,618.26
	Constr.AssemblyWorks	Bsk Eood	39,195.83
	Constr.AssemblyWorks	Stroiproekt	39,167.50
	Constr.AssemblyWorks	Bamat Ood	38,659.51
	Constr.AssemblyWorks	Lisec Ood	38,208.21
	Constr.AssemblyWorks	"Garsi" Ood	38,112.12
	Constr.AssemblyWorks	"Makos" Ood	38,105.86
	Constr.AssemblyWorks	Elit Ood - Troian	37,950.86
	Constr.AssemblyWorks	Elit Ood - Troian	37,743.95
	Constr.AssemblyWorks	Injtalant Ood	37,655.56
	Constr.AssemblyWorks	Et "Magabit - G. Uzunov"	37,505.58
	Constr.AssemblyWorks	Et "Stoian Miladinov"	37,460.44
	Constr.AssemblyWorks	Enemona Ad	36,810.09
	Constr.AssemblyWorks	"Ira - Nm - 21" Ood	36,783.03
	Constr.AssemblyWorks	"Lisec" Ood	36,648.80
	Constr.AssemblyWorks	"Eko - Hidro 90" Ood	36,625.96
	Constr.AssemblyWorks	"Fatum - 2001" Eood - Berkovica	36,187.04
	Constr.AssemblyWorks	"Adi Komers" Ood - Kardjali	36,071.14
	Constr.AssemblyWorks	"Garantstroj-konsult" Ood	35,654.99
	Constr.AssemblyWorks	Sd "Berko - 90 - Berkovski I Sie"	35,592.71
	Constr.AssemblyWorks	Jilstroj-96 Ood	35,553.80
	Constr.AssemblyWorks	Akcent - Dimitry Hristov Et	35,137.61
	Constr.AssemblyWorks	Sd "Stini-petkov,Kolev I Sie"	35,060.65
	Constr.AssemblyWorks	"Komplektstroj" Ad	34,627.43
	Constr.AssemblyWorks	Agrostroj 98 Ad	34,531.46
	Constr.AssemblyWorks	Dimitry Kosturkov Et	34,390.61
	Constr.AssemblyWorks	"Sapi - Ko" Ood	34,300.14
	Constr.AssemblyWorks	"Sgradostroitel" Ad	34,083.40
	Constr.AssemblyWorks	"Bild-ma"	33,604.65
	Constr.AssemblyWorks	Et "Petao Bernalov - 71"	33,251.25
	Constr.AssemblyWorks	"Sherbetov-m" Ood	32,886.49
	Constr.AssemblyWorks	Et "Lili-b. Kutinski"	32,753.63
	Constr.AssemblyWorks	Et Stroitel - Canko Lalev	32,453.68
	Constr.AssemblyWorks	Gbs-blagoevgrad	32,417.94
	Constr.AssemblyWorks	"Valzah" Eood	32,282.78
	Constr.AssemblyWorks	"Eksa" Ood	32,241.17
	Constr.AssemblyWorks	Atanas Nedialkov - Antas Et	32,085.12
	Constr.AssemblyWorks	Domostroitel Ad	32,081.29

**National Execution: Major Contracts for services placed during 2003**  
(Individual Contracts of USD 30,000 or more)

Country	Description of services	Name of subcontractor	Cost of contract US dollars
<b>Bulgaria cont.</b>			
	Constr.AssemblyWorks	Et "Oniks - Hristo Hristov", Gr. Iambol	31,888.27
	Constr.AssemblyWorks	Kastroi - Nikolai Ianakiev Et	31,827.46
	Constr.AssemblyWorks	Et "Mikon - Kostadin Mishev"	31,783.42
	Constr.AssemblyWorks	"Nikom" Eood	31,705.86
	Constr.AssemblyWorks	"Ira - Nm - 21" Ood	31,565.00
	Constr.AssemblyWorks	Restavracia Ead	31,545.94
	Constr.AssemblyWorks	Et Favorit-h	31,295.72
	Constr.AssemblyWorks	Et Bildyr	31,279.81
	Constr.AssemblyWorks	Antola Ad	31,235.71
	Constr.AssemblyWorks	"Maveks" Ood	31,144.17
	Constr.AssemblyWorks	Et Prodon Rumiana Vylcheva	30,831.92
	Constr.AssemblyWorks	Pgs 96 Ood	30,676.26
	Constr.AssemblyWorks	"Garsi" Ood	30,512.05
	Constr.AssemblyWorks	Sd "Tosko"	30,316.83
	Constr.AssemblyWorks	Dimas Ad - Gabrovo	30,055.16
<b>Cambodia</b>			
	English Training for Cambodia Parliament	Royal University of Phnom Penh	57,825.00
<b>Cameroon</b>			
	Organisation Tehnique Des Séminaires	Cameroon Business Initiative	61,457.62
	Elaboration Et Vulgarisation Du Manuel De Procédures De L'initiative Ppte	Ere Developpement Sarl	33,760.00
	Modélisation De L'économie Camerounaise	Charles N'cho Oguie	30,000.00
<b>Canada</b>			
	Estudio De Produccion Bajo Riego Valle De Sulaco	SnC Lavalin Int.	512,202.81
	Energy Efficiency Research Work	Balanced Solutions Company	78,800.00
	Amendment of contract	Idea	60,800.00
<b>Chile</b>			
	Study of the Comparative Sector	Focus Estudios Y Consultorias	225,140.00
	Modelation Of the Economics Relaciones between Metro and Transantiago	Invertec Igt S.s.	185,234.00
	Wind Observation and Tender Methodology	Fund. Para La Transferencia Tecnologica	122,137.00
	Technical Assistance For Schools In The Critic Region Metropolitana 2002-2005	Univ. Catolica De Chile	119,084.00
	Technical Assistance For Schools In The Critic Region Metropolitana 2002-2005	Cide	119,084.00
	Study of Analyses and Formulations Of The Politically Publicities Integrity And Transparency	Obg Consultores Ltda	106,870.00
	Technical Assistance For Schools In The Critic Region Metropolitana 2002-2005	Corp. Educacional Ort	100,763.00
	Study of Conflicts Identification Principles	Inversiones Y Gestion Ltda.	77,863.00
	Citizen Dialog	Conclave Producciones Ltda.	74,942.00
	Technical Assistance For Schools In The Critic Region Metropolitana 2002-2005	Corporacion Piie	73,282.00
	Technical Assistance For Schools In The Critic Region Metropolitana 2002-2005	Fundacion Chile	73,282.00
	Technical Assistance For Schools In The Critic Region Metropolitana 2002-2005	R. Leiva Y Cia Ltda.	64,122.00
	Study	Alfa Centauro	63,336.00
	Preparation of Energy	Instituto Nacional De Normalización	60,269.00
	Inventory Of Gas For Greenhouse	Dictuc S.a.	48,074.00
	Technical Assistance For Schools In The Critic Region Metropolitana 2002-2005	Universidad Diego Portales	45,801.00
	Citizen Dialog Project	Facultad De Ciencias Fisicas	45,038.00
	Consultantship In The Ministry Of General Secretariat	Corporacion Tiempo 2000	38,167.00
	Model Of Political Socioeconomic Of The Conditions Of the Human Life	Sur Corp. De Estudios Sociales Y Educación	31,756.00
	Continuation Of Government Management Programme	Pinto Y Guerrero Consultores Asoc.	30,534.00
<b>China</b>			
	City planning		291,555.00
<b>Colombia</b>			
	Construction roads	Ingenieria de Vías	9,471,928.00
	Architectural engineering	Consorcio Acabados Arquitectonicos	1,585,273.75
	Proprietary or licensed systems maintenance or support	Emco Maier Gmbh Hallein	1,487,200.00
	Architectural engineering	Union Temporal - Famoc De Panel S.a.	463,037.20
	Legal Services	U.t. Regalias De Colombia -	417,878.05
	Legal Services	U.t. Proyectos 2003	408,157.69
	Legal Services	U.t. Regalias Del Casanare	382,623.67
	Data processing or preparation services	U.t. Structured Intelligence-mch Sistmatizado-alfa GI Ltda-latino Bi	359,322.00
	Transport industry support and maintenance and repair services	Industrias Ivor Ltda.	334,475.52
	Local area network (LAN) maintenance or support	I&T Informacion Y Tecnologia S.a.	294,415.63
	Local area network (LAN) maintenance or support	Rems Ingenieria S.a.	273,199.63
	Mobile communications services	Avantel S.a.	250,871.00
	Legal Services	Soluciones En Telecomunicaciones E Informatica Sti.	249,119.10
	Mobile communications services	Comcel S.a	235,192.00
	Specialized educational services	Corporacion Incubadora De Base Tecnologica De Antioquia	215,079.92
	Architectural engineering	Pizano Pradilla Caro Restrepo Ltda.	179,683.00
	Urban transport network	Union Temporal Mc. Kinsey & Company Inc. Y Nora Patricia Acero	176,241.00
	Research and Science Based Services	Institute For International Economics Iie	150,000.00
	Research and Science Based Services	Unión Temporal Logitrans Logística E Engenharia De Transporte Ltda.	143,949.00
	Social development and services	Asesorias Liderflex Ltda	124,806.28
	Mobile communications services	Avantel S.a.	124,081.73
	Mobile communications services	Comcel S.a	117,346.00
	Social development and services	Ibc Colombia Sa	114,855.15
	Study	Ecoforest Ltda.	113,000.00
	Data processing or preparation services	Itec-telecom	105,897.00
	Architectural engineering	Bonilla Zea Y Cia S. En C.	102,750.00
	Architectural engineering	Edificar 2000 Ltda.	99,896.00
	Architectural engineering	Edificar 2000 Ltda.	99,896.00
	Research and Science Based Services	Consultorias Juridicas Y De Servicios Anc	96,852.00
	Television services	Patricia Gomez Correa	95,322.00
	Architectural engineering	Consorcio H Y H	92,797.00
	Telecommunications media services	Impsat S.a.	92,163.00
	Agricultural commercial banking services	Banco Agrario S.a.	91,489.36
	Study	OTS, Corp.	90,000.00

**National Execution: Major Contracts for services placed during 2003**  
(Individual Contracts of USD 30,000 or more)

Country	Description of services	Name of subcontractor	Cost of contract US dollars
<b>Colombia cont.</b>			
	Print advertising	Procesos Graficos Ltda.	89,821.00
	Research and Science Based Services	Sigtech Ltda.	88,888.00
	Professional engineering services	Gilberto Gahona Morales	87,298.00
	Social development and services	Grajales	87,260.03
	Data processing or preparation services	Procalculo Prosis S.a.	86,614.00
	Research and Science Based Services	Asesoría, Programas E Investigaciones Ltda - Api	85,368.00
	Legal Services	Consortio Consultores Unidos - Consultoria Colombiana	81,000.00
	Research and Science Based Services	Centro Nacional De Consultoria	80,793.97
	Print advertising	Quebecor World Bogota S.a.	80,421.00
	Social development and services	Asociacion De Cabilidos Nasa Cxhacxha	80,104.71
	Research and Science Based Services	Union Temporal Pyramid Cintel	79,950.00
	Research and Science Based Services	Universidad De Los Andes	79,845.37
	Business and corporate management consulting services	Ut Vitrocolombia 1	78,928.00
	Architectural engineering	Delta Ingenieria S.a.	78,328.60
	Legal Services	Consortio Consultores Unidos-consultoria Colombiana	77,068.00
	Data archiving services	Ut Compañía De Servicios Archivísticos - Tandem	75,747.00
	Research and Science Based Services	Fundacion Para La Educacion Superior Y El Desarrollo - Fedesarrollo	74,141.77
	Architectural engineering	John Jairo Gomez Quintana	73,891.00
	Social development and services	Rodolfo Antonio Barros Buevas	73,397.00
	Network hardware and components and accessories	Id System S.a.	72,463.00
	Research and Science Based Services	Integral S.a.	71,161.47
	Study	Corporación para la Investigación Socioeconómica y Tecnológica de C	70,000.00
	Social development and services	Bonilla Y Moreno Ltda.	69,706.00
	Transport industry support and maintenance and repair services	Semercol	69,493.00
	Architectural engineering	Cmr Asociados Ltda	69,416.00
	Architectural engineering	Johny Alfonso Fontalvo Iglesias	68,642.00
	Social development and services	Fundacion Bima	67,234.00
	Architectural engineering	Mejia Villegas Constructores S.a	67,079.00
	Architectural engineering	Cicon S.a	66,688.00
	Transportation components and systems	Ricardo Avila Pineda	66,626.00
	Architectural engineering	Cristian Manuel Acosta Brito.	66,096.00
	Study	Consortio OTS Corp.	65,428.00
	Architectural engineering	Delta Ingenieria S.a	65,352.00
	Architectural engineering	Consortio A.c. Dos	64,567.00
	Social development and services	Ecoflora Ltda	63,996.51
	Architectural engineering	Rsc Y Cia Ltda	63,554.00
	Research and Science Based Services	Universidad Nacional De Colombia- Idea	62,448.00
	Telecommunications media services	Solandina S.a.	61,182.00
	Architectural engineering	Mtam Ingenierialtda.	59,226.00
	Social development and services	Union Temporal Mundo Nuevo	58,320.00
	Architectural engineering	Jaime A. Barriga Rodriguez	55,548.00
	Social development and services	Consumoc	53,703.00
	Social development and services	Asolengupa	52,356.02
	Architectural engineering	Luis Oyola Quintero	51,759.00
	Architectural engineering	Consortio Ac Dos	51,361.00
	Research and Science Based Services	Universidad Nacional De Colombia	51,282.00
	Mobile communications services	Bell South Sa	50,523.00
	Social development and services	Augura	50,382.00
	Social development and services	Cooperativa Para El Desarrollo Del Guavio	49,597.56
	Legal Services	Edl Ltda.	47,108.00
	Software	Nova Informatica Ltda	46,320.00
	Professional engineering services	Montajes Y Servicios De Ingenieria Ltda.	45,293.00
	Telecommunications equipment	Avantel	44,457.00
	Social development and services	Corporacion Bucaramanga Emprendedora	43,630.02
	Social development and services	Corporacion Bucaramanga Emprendedora	43,630.02
	Social development and services	Corporacion Bucaramanga Emprendedora	43,560.56
	Social development and services	Incubadora De Empresas De Base Tecnologica De Antioquia	43,385.69
	Social development and services	Incubar Base Tecnologica Del Caribe	42,195.46
	Study	Centro de Gestión Hospitalaria	42,000.00
	Specialized educational services	Federacion Nacional De Cafeteros	41,609.00
	Social development and services	Acomefrutas	41,186.74
	Professional engineering services		41,069.00
	Social development and services	Incubar Base Tecnologica Del Caribe	40,628.27
	Architectural engineering	Oscar Javier Castellanos Rodriguez	40,243.00
	Social development and services	Incubadora De Empresas De Base Tecnologica De Antioquia	40,139.62
	Social development and services	Incubar Base Tecnologica Del Caribe	39,321.64
	Social development and services	Incubadora De Empresas De Base Tecnologica De Antioquia	38,099.83
	Social development and services	Incubadora De Empresas De Base Tecnologica De Antioquia	37,653.75
	Social development and services	Universidad Catolica De Oriente	37,347.29
	Research and Science Based Services	Universidad Eafit	37,037.00
	Laboratory and Measuring and Observing and Testing Equipment	Casa Cientifica Y Cia - Purificacion Y Analisis De Fluidos -	36,221.00
	Social development and services	Corporacion Bucaramanga Emprendedora	36,014.00
	Architectural engineering	Francisco Collavini Rosin	35,958.00
	Social development and services	Incubadora De Empresas De Base Tecnologica De Antioquia	35,364.75
	Research and Science Based Services	Observatorio Del Caribe	35,055.00
	Research and Science Based Services	Consortio Pluriverso	35,000.00
	Specialized educational services	Consultorias Asesorias Y Servicios Conaser Ltda	34,843.20
	Social development and services	Corporacion Bucaramanga Emprendedora	33,856.89
	Architectural engineering	Donaldo Ospino Espino	33,848.00
	Social development and services	Fundacion Carbones Del Caribe	33,507.85
	Research and Science Based Services	Rene Crespo Lopez	32,950.99
	Architectural engineering	Carlos Guzman Ripoll	32,162.00
	Architectural engineering	Carlos Guzman Ripoll	32,162.00
	Social development and services	Incubadora De Empresas De Base Tecnologica De Antioquia	32,111.69
	Social development and services	Incubar Base Tecnologica Del Caribe	31,990.79
	Research and Science Based Services	Ut Main Task Ltda.	31,983.21
	Research and Science Based Services	Elizabeth Granados Salgado	30,972.00
	Legal Services	Jairo Arturo Cardenas Avellaneda	30,350.00
	Social development and services	Central Mayorista De Antioquia	30,002.97



**National Execution: Major Contracts for services placed during 2003**  
(Individual Contracts of USD 30,000 or more)

Country	Description of services	Name of subcontractor	Cost of contract US dollars
<b>Cote d'Ivoire</b>			
	Africare pour l'exécution du projet ABRIS dans la zone 3	Abris	286,507.00
<b>Costa Rica</b>			
	Study Of Actuarial, Regulation Of Order 80-2001	Sanigest Internacional S.a.	61,140.00
	Study Of Service Contracton	Sanigest Internacional S.a.	140,307.00
	Investigation	Fundación de Universidad de Costa Rica	35,000.00
<b>Cuba</b>			
	Reconstruction Project	Unidad Presupuestada Inversion	531,999.00
	Communication Services	Cutisa	150,000.00
	Reconstruction Project	Unidad Presupuestada Inversion	128,295.00
	Reconstruction & Restauration Serices	Empresa Consttuctora Puerto Carenas	73,955.00
	Reconstruction & Restauration Serices	Empresa Consttuctora Puerto Carenas	71,792.00
	Reconstruction & Restauration Serices	Empresa Consttuctora Puerto Carenas	67,834.00
	Reconstruction & Restauration Serices	Empresa De Restauration De Monumentos	63,824.00
	Design Of Prototype	Venus Associate Inc.	55,800.00
	Rehabilitation Project	Upl Oficina Del Historiador	50,000.00
	Rehabilitation Project	Upl Oficina Del Historiador	44,661.00
	Reconstruction & Restauration Serices	Empresa Consttuctora Puerto Carenas	37,300.00
	Reconstruction & Restauration Serices	Empresa Consttuctora Puerto Carenas	34,105.00
<b>Denmark</b>			
	Study	Kampsax S/S	2,090,795.00
<b>Ecuador</b>			
	Design, Programing And Implementation Of The Pensions' System At The Ecuadorian Institute	Nancy Patricia Vega Bravo	120,000.00
	Warehouse Construction	Gustavo Navisay	74,000.00
	Environmental, Social And Financial Impact Studies	Wong & Wong Consultores Asociados	46,395.00
	Definitive Design Of A Transport Terminal	C.p.r. Asociados	33,543.39
<b>Egypt</b>			
	Site Preperation: Hardware & Software, delivery & Install	The Academy Co. For Communic.& Information Tech.	345,294.00
	Site Preperation: Hardware & Software, delivery & Install	El-rowad Co.	231,716.00
	Marketing Management	International Marketing Management Co.	32,626.00
<b>El Salvador</b>			
	Property Registry - Census	Informes Y Proyectos, S.a.	1,013,485.00
	Training workshops	Fundación Empresarial Para El Desarrollo	272,243.96
	Training workshops	Fundación Empresarial Para El Desarrollo	263,968.22
	Training workshops	Marmanet Org.	263,853.34
	Training workshops	Marmanet Org.	253,616.52
	Air photography & Mapping	Sterocarto Sl	138,384.65
	Drugs Inventory	Fundasalva	99,990.00
	Gender Impact Survey	Iseade	44,400.00
<b>Ethiopia</b>			
	Impact Assessment study of Ethiopian Social Rehabilitation and Development Fund	GBA Consultancy House	66,208.40
<b>Finland</b>			
	Printing of 12 issues of the "Economic Review" magazine	Oy Scan Web	98,280.00
<b>France</b>			
	Estudio De Mejoramiento De La Carretera Ca5 Tramo Villanueva - La Barca	Bceom	496,388.10
	Professional Consultancy In Geodesy	Ign France International	75,000.00
	Application d'un modèle MED PRO/Environnement pour les prévisions de gaz à effet de serre	Arcadia	32,498.28
<b>Gabon</b>			
	Biodiversité	WWF	103,435.00
<b>Germany</b>			
	Purchase and Installation of Condition Monitoring System and Maintenance Management	ABB Utilities GmbH	1,700,000.00
	Of Telephone Cables		90,000.00
	Bonn Int'l Convention Centre	Dr. Peter Goth	39,600.00
<b>Georgia</b>			
	Delivery And Installation	Bsc Electronics	217,003.00
	Irdc	Integrated Support To Improved Livelihood Of Idp And Local Communit	89,788.80
	Kutaisi Man Creation	Caucasus Network	45,580.00
	Csdc	Collective Center Renovation And Community Support Program	30,000.00
<b>Ghana</b>			
	ICT Policy Formulation	Professor Clement Dzidonu	86,400.00
<b>Gibraltar</b>			
	Gibraltar Stockholdings	Vehicles	58,278.38
<b>Guatemala</b>			
	Construction of Regional Judicial Center of Quetzaltenango	Concreto Preesforzado de Centroamérica, S. A. (COPRECA)	4,315,215.63
	Satellital Instalation And Connection	Redes Y Tecnologias, S. A.	514,841.75
	Supervision of Construction of Regional Judicial Center of Quetzaltenango	NFC de Centroamérica	151,815.37
	Nex And Dex Projects Auditory	Pineda, Tezó Y Asociados, S. C. (Grant Thornton)	150,334.21
	Transmission Of Tv Spots For "Treatment And Prevention Of Atypical Pneumonia"	Pulicidad Y Mercadeo Orus	95,843.07
	Transmission Of Tv Spots For "Avoiding Dengue Fever" Campaign	Publicidad Y Mercadeo Orus	90,017.55
	Training In Attitudes	Consultoría En Desarrollo Humano - Cdh, S. A.	76,062.34
	Fotocopy Equipment	Lanier	65,247.37
	Programmers	Tres Torres, S. A.	61,068.70
	Digital Linking Service	Telglob, S. A.	49,890.00
	Radio And Tv Spots With Audio-visual Messages For The Communication Campaign Of	Servicios Profesionales De Pulicidad (Hugo H. Landaverde)	45,515.46
	National Consultancy For The Preparation And Development Of Global Communication Strategy	Cenit Producciones	36,794.71

**National Execution: Major Contracts for services placed during 2003**  
(Individual Contracts of USD 30,000 or more)

Country	Description of services	Name of subcontractor	Cost of contract US dollars
<b>Guatemala cont.</b>			
	Architectonic Actualization Of Fase Ii Ministry Of Education Study	Aguirre Y Riera Diseño Construcción, S. A.	36,721.31
	Technical Maintaining And Support	Servicios Electrónicos De Guatemala, S. A. (Sega)	33,601.42
	Consultancy Of Technical Support For The Planning And Politics Unit Of Ministry Of Culture And	Sergio Constantino Duarte Méndez	31,250.00
<b>Honduras</b>			
	Telephone Installation	Ingenieria Asociada	12,669,740.63
	Laboratory Service	Farinter	4,500,000.00
	Telephone Installation	Coltel	2,432,134.06
	Cleaning And Hygiene	Compañía De Limpieza Excelente, S. De R.	1,918,016.05
	Implementation Of Intranet	Gbm De Honduras, S.a.	1,324,684.88
	Technical Capacitation For Young People	Coeduca, S.a.	738,863.13
	Food Service In Hospital Mario Catarino Rivas, De San Pedro Sula	Su Mesa Favorita S. De R.I.	593,718.59
	Food Service In Hospital Mario Catarino Rivas, De San Pedro Sula	Su Mesa Favorita S. De R.I.	593,718.59
	Rehabilitation Hospital Juticalpa	Servicios De Ingeniería Salvador García	551,505.90
	Remodelation And Construction Works	Indes	530,539.04
	Study Of Improvement Of Road Ca5 Tramo Villanueva - La Barca	Bceom	496,388.10
	Hospital Santa Barbara	Constructora Sato	462,805.15
	Hospital Santa Teresa De Comayagua And Hospital La Paz	Compañía Constructora Serpic	459,799.50
	Construction and Remod. Of Centro De Visitantes And Construction Of Bathing Cabins In Guard	Construcciones Rodriguez S. De R. L. De	413,113.86
	Rehabilitation Of Hospital Choluteca	Constructora Sato	405,732.08
	Remodelation and Construction Work Of Centros Atencion Integral Ppicpu	Constructora Miraflores	374,390.10
	Bidding Of Service And Cleaning Of Hospitales Secretaria De Salud	Compañía De Limpieza Excelente, S. De R.	366,034.81
	Hospital Service	Compañía Constructora Serpic	333,141.45
	Hospital Service And Cleaning	Compañía Higienizadora Central,S. De R.I	292,911.54
	Hospital Service And Cleaning	Compañía Higienizadora Central,S. De R.I	292,911.54
	Technical Assistance And Preparation	Techassist S.I.	289,812.00
	Study Of Paving	Asp Consultores	270,112.06
	Reconstruction	Prodecon (Profesionales De La Construcci	247,595.25
	Consulting On Technical Assistance	Chc Consultoria I Gestió	246,697.95
	Remodelation	Construcciones Midence S. De R.I. De C.v.	227,000.00
	Services At Hospitals	Protecciones Tecnologicas Nacionales (Pr	222,612.77
	Construction	Compañía Constructora Serpic	222,199.33
	Study Of Paving	Gatesa (Gabinete Tecnico, S.a. De C.v.)	219,198.01
	Study Of Construction And Paving	Aci S. De R. L.	217,897.73
	Remodelation Of Hospital De Gracias	Construcciones Midence S. De R.I. De C.v.	211,020.87
	Electrification	Simet	203,892.52
	Remodelation Of Hospital La Esperanza	Constructora Cyassa(concretos Y Agregado	198,110.05
	Remodelation And Construction Work	Constructora Miraflores	196,058.99
	Construction	Constructora Sato	183,429.47
	Printing	Megaprinters	173,342.90
	Work At Civil Hospital De El Progreso, Puerto Cortes, Leonardo Martinez De Sps Y Mario Catar	Constructora Sato	167,589.87
	Sevice And Cleaning Of Hospitales Secretaria De Salud	Compañía De Limpieza Excelente, S. De R.	164,710.02
	Work At Menores Plaza Central	Carlos E. Padilla Zelaya	158,632.95
	Work At Menores Plaza Calvario, Parque Herrera, Teatro Manuel Bonilla	Raul Mauricio Duarte	156,372.93
	Construction	Modulo 4 S. De R.I.	154,582.66
	Reconstruction	Prodecon (Profesionales De La Construcci	154,327.79
	Hospital Service	Delta Security Service, S. De R.I. De C.	145,518.45
	Consulting Service	Amigos De Las Americas	141,950.80
	Study Of Paving	Inseco S. De R.I.	139,372.82
	Remodelation	Construcciones Midence S. De R.I. De C.v.	125,431.59
	Consulting Service	Save The Children De Honduras	121,973.54
	Supplying	Gbi Grupo Bulnes Impresores	113,360.00
	Implementation And Remodelation	Serprotec Servicios Profesionales Técnico	111,124.04
	Consulting Service	Medicard, S.a.	108,466.89
	Consulting Service	Hermanidad De Honduras	107,923.66
	Consulting Service	Prodim	104,636.52
	Remodelation	Sprinsa	101,276.48
	Remodelation	Sprinsa	101,276.48
	Price Comparison On Infrastructure Work	P. I. Proinco (Pineda Irías, Proyectos D	100,981.63
	Presentation	Benítez Flores Y Asociados S. De R.I.	100,657.55
	Presentation	Consani	99,794.84
	Study Of Construction	Inseco S. De R.I.	99,542.95
	Consulting Service	Indesoh/Acotehd	98,749.56
	Consulting Service	Medicard, S.a.	98,732.81
	Consulting Service	Facilita	96,972.72
	Consulting Service	Sociedad Cultural Espiritual Evangelica	94,118.45
	Consulting Service	Indesoh/Acotehd	92,708.95
	Remodelation And Construction Work	Compañía Ingenieros Cwu & Asociados	88,175.21
	Bid	Arconh (Arquitectura Y Consultoria Herná	85,831.94
	Service	Delta Security Service, S. De R.I. De C.	81,933.22
	Road Work	Copasa Construcciones Y Pavimentos	80,983.13
	Presentation	Asociacion El Buen Pastor" Ong"	79,327.80
	Price Comparison On Infrastructure Work	Construcciones Midence	79,272.90
	Price Comparison On Infrastructure Work	Drogueria Hilca	78,120.00
	Park Work	Raul Mauricio Duarte	77,831.49
	Remodelation Of Kitchen At Hospital	Sprinsa	77,439.63
	Consulting Service For Presentation	Comision De Accion Social Menonita (Casm	76,836.89
	Plan Of Process Investigation	Talento Grey	74,897.37
	Presentation	Consani	74,686.06
	Consulting Service	Ceprod/Edisa	74,355.37
	Study Of Paving	Geoconsult S.a. De C.v.	72,336.40
	Electrification	Simet	71,680.19
	Transport Service	Felicidad Mejja	71,590.91
	Technical Assistance	Asesoría Tecnica, S. De R.I. (Asetec)	68,767.91
	Technical Assistance	Honduras Development Corporation	66,504.37
	Civil Work	Constructora Sato	65,339.30
	Cleaning Service	Compañía De Limpieza Excelente, S. De R.	62,223.78
	Cleaning Service	Compañía De Limpieza Excelente, S. De R.	62,223.78
	Hospital Service	Servicios De Seguridad Lempira,S.de R.I.	61,511.42

**National Execution: Major Contracts for services placed during 2003**  
(Individual Contracts of USD 30,000 or more)

Country	Description of services	Name of subcontractor	Cost of contract US dollars
<b>Honduras cont.</b>			
	Study Of Paving	Seisa	60,784.79
	Consulting Process Methodolgy	Aned Consultores	55,397.46
	Civil Work	Canizales Y Asociados Arquitectos S De R	55,146.36
	Transport Service For Distribution Of Medicine	Danery Express / Dex Cargo	55,005.66
	Study Of Construction	Gatesa	54,788.34
	Contract Eia's Soptravi Grupos 7,8,9 Y 12	Cinsa - Consultores En Ingenieria	54,263.02
	Construction	Fupnapib	53,980.00
	Contract Of Technical Assistance	Celta Consultores	51,117.48
	Contract Rural Development	Estycsa	49,797.22
	Transport Service For Distribution Of Medicine	Mudanzas Orbe	49,344.90
	Service	Servicios De Seguridad Lempira,S.de R.I.	49,209.14
	Study	Saybe Y Asociados	48,619.86
	Consultant	Coeduca, S.a.	47,764.71
	Civil Work At Hospital	Contruccion Rodriguez S. De R. L. De C	47,135.16
	Technical Service	Seire	45,169.61
	Contract Rural Development	Sigma Consultores, S. De R.I.	45,042.39
	Civil Work At Hospital	Ce Constructora Estrada	44,299.47
	Civil Work At Hospital	Ce Constructora Estrada	44,299.47
	Contract	Su Mesa Favorita S. De R.I.	44,243.32
	Cleaning Service	Compañia De Limpieza Excelente, S. De R.	42,472.08
	Cleaning Service	Compañia De Limpieza Excelente, S. De R.	42,472.08
	Purchase Of Boards, Screws, Socles And Doors	Polaris Internacional	42,037.92
	Price Comparison Of Hospital Development	Constructora Regina	41,260.94
	Service	Servicios De Seguridad Lempira,S.de R.I.	41,007.62
	Service	Servicios De Seguridad Lempira,S.de R.I.	41,007.62
	Consultant	Coheco	40,697.11
	Modernization	Rehdes	39,605.11
	Construction	Ingenieria Barmend S De R.I.	37,804.88
	Technical Assistance	Sedi-inhcoes	37,510.57
	Contract Technical Service	Seire	36,777.94
	Remodelation Of Office	Ingenieria Y Servicios (Inse)	36,623.41
	Contract Hospital Cleaning Service	Distribuciones Higienicas Y Comerciales	36,501.28
	Contract Hospital Cleaning Service	Distribuciones Higienicas Y Comerciales	36,501.28
	Contract Hospital Cleaning Service	Distribuciones Higienicas Y Comerciales	36,501.28
	Remodelation Of Office	Ingenieria Y Servicios (Inse)	36,457.70
	Hospital Cleaning Service	Compañia Higienizadora Central,S. De R.I	35,618.04
	Hospital Cleaning Service	Compañia Higienizadora Central,S. De R.I	35,618.04
	Contract	Cinsa - Consultores En Ingenieria	35,541.93
	Contract	Asodes	34,176.43
	Ceramics Purchase	Decora	33,073.07
	Ceramics Purchase	Decora	33,073.07
	Vehicles Rent	Avis-rent-a-car	31,200.00
	Construction Materials	Polaris Internacional	31,004.46
	Hospital Service	Delta Security Service, S. De R.I. De C.	30,925.83
<b>India</b>			
		Sub-contract - OSDMA, Orissa	560,750.21
		Sub-contract - Uttaranchal	543,250.00
		Sub-contract - 12 cities UEVRP	533,332.00
		Sub-contract - Tamil nadu	498,250.00
		Sub-contract - R&R Dept, Bihar	486,750.00
		Sub-contract - Maharashtra	346,005.00
		Sub-contract - Delhi	341,600.00
		Sub-contract - Bengal	301,500.00
	Module development and training of trainers	21 administrative training institutes in different states	259,915.00
		Sub-contract - Assam	242,752.26
		Sub-contract - Meghalaya	199,500.00
		Sub-contract - GSDMA (Gujarat)	148,195.24
		Sub-contract - Sikkim	128,250.00
	Jharkhand Space App. Centre	Village info system remote sensing	100,000.00
	Capacity Building of women electroal representatives	Alochna	93,406.00
	Capacity Building of women electroal representatives	Eklavya	93,406.00
	Capacity Building of women electroal representatives	Path	93,406.00
	Capacity Building of women electroal representatives	Integrated Development Fund	93,406.00
	Capacity Building of women electroal representatives	Unnati	93,406.00
	Studies & Research Services	Bhartiya Samruddhi Investments & Consulting Services Ltd. (BASIX)	88,889.00
	Chattisgarh Infrastructure Coop.	Modernising PWDs in Chattisgarh	84,000.00
	Studies & Research Services	Institute of Management in Government	73,333.00
	Studies & Research Services	Centre for Equity Studies	66,667.00
	Studies & Research Services	V.V. Giri National Labour Institute	64,924.00
		Sub-contract - Mizoram	58,290.00
	Studies & Research Services	Institute of Human Development	55,667.00
		Sub-contract - Nagaland	53,290.00
	Studies & Research Services	Association for Rural Advancement through voluntary action and local	52,444.00
		Sub-contract - Manipur	50,070.00
		Sub-contract - Tripura	46,190.99
		Sub-contract - Arunachal Pradesh	38,665.00
	Studies & Research Services	Tata Institute of Social Sciences	36,667.00
	Studies & Research Services	International Institute for Population Sciences	36,293.00
	Studies & Research Services	State Council for Science Technology & Environment	35,556.00
	Chattisgarh Infrastructure Coop.	Chattisgarh Vision Document	30,600.00

**National Execution: Major Contracts for services placed during 2003**  
(Individual Contracts of USD 30,000 or more)

Country	Description of services	Name of subcontractor	Cost of contract US dollars
<b>Indonesia</b>			
	Decentralization Studies	Directorate-General for Capacity Building	332,331.00
	Electoral Reform	The South East Asian Press Alliance (SEAPA)	325,925.00
	Electoral Reform	Ikatan Akuntansi Indonesia - Kompartmen	299,790.00
	Kolusi, Nepotisme (KKN)	Indonesia Corruption Watch (ICW)	297,860.00
	Electoral Reform	Asosiasi Pendamping Perempuan dan	292,041.00
	Reform Studies	Lembaga Pendidikan Ekonomi dan Masya-	233,696.00
	Legal and Judicial Reform	Pendidikan dan Latihan, Kejaksaan Agung	204,935.00
	Decentralization Studies	Regional Government of Kebumen	204,625.00
	Civil Society Studies	Yayasan Wahana Lingkungan Hidup	187,353.00
	Kolusi, Nepotisme (KKN)	LP3, Universitas Muhammadiyah	176,857.00
	Civil Society Studies	BARLINGMASCAKEB (Banjarnegara, Pur-	174,988.00
	Kolusi, Nepotisme (KKN)	Lembaga Penguatan Masyarakat Sipil	164,635.00
	Reform Studies	Lembaga Bantuan dan Perlindungan Perem-	158,850.00
	Reform Studies	Markas Besar Polisi Republik Indonesia	157,143.00
	Electoral Reform	Forum Pemerhati Masalah Perempuan (FPMP)	156,697.00
	Electoral Reform	Yayasan Pancur Kasih	155,941.00
	Legal and Judicial Reform	Masyarakat Transparansi Indonesia	149,532.00
	Police Reform	Indonesian Police Watch	143,585.00
	Police Reform	Police Department, South Sulawesi	137,843.00
	Electoral Reform	Yayasan Cakrawala Timur	131,063.00
	Electoral Reform	Lembaga Advokat Perempuan - DAMAR	131,063.00
	Electoral Reform	Forum Indonesia untuk Transparansi	130,621.00
	Decentralization Studies	Majelis Musyawarah Masyarakat Banten	125,364.00
	Kolusi, Nepotisme (KKN)	Federasi Serikat Pekerja Badan Usaha	121,622.00
	Fiscal Decentralization Studies	Ministry of Finance	119,431.00
	Decentralization Studies	Lembaga Fahmina	119,126.00
	Electoral Reform	Rapid Agrarian Conflict Appraisal (RACA)	109,983.00
	Electoral Reform	Deputi Operasional, Polisi Republik	109,289.00
	Civil Service and Police	Police Department, East Nusa Tenggara	99,994.00
	Civil Society Studies	Koalisi Perlindungan Hak Asasi Manusia (KiPER)	96,570.00
	Electoral Reform	Yayasan Puan Amal Hayati	87,783.00
	Legal and Judicial Reform	Yayasan Pengembangan Sumber Daya	84,507.00
	Legal and Judicial Reform	Lembaga Kegiatan Demokrasi dan Hak	83,813.00
	Decentralization Studies	District Government of Blitar	83,449.00
	Electoral Reform	Komisi Pemantau Legislatif (KOPEL)	81,110.00
	Electoral Reform	Forum Aksi Guru Indonesia	78,945.00
	Reform Studies	Police Department, Papua	73,198.00
	Electoral Reform	Yayasan Panggilan Pertiwi untuk Keadilan	71,842.00
	Anti Corruption/Korupsi,	Solidaritas Gerakan Anti Korupsi	62,891.00
	Legal and Judicial Reform	Indonesia Monitoring Court	53,533.00
	Electoral Reform	Lembaga Pengkajian dan Pembinaan	50,426.00
	Civil Society Studies	Lembaga Penelitian dan Pengembangan	46,581.00
	Electoral Reform	Lembaga Studi Pers dan Pembangunan	45,687.00
	Decentralization Studies	Yayasan Ukhuwa	43,645.00
	Reform Studies	Pusat Studi Hak Azazi Manusia, Universitas	38,667.00
	Electoral Reform	Panitia Pemilu Akses Penyandang Cacat	38,516.00
	Kolusi, Nepotisme (KKN)	Aliansi Masyarakat Nusantara (AMAN)	38,000.00
	Police Reform	Pusat Studi Hak Azazi Manusia, Universitas	32,710.00
	Electoral Reform	Yayasan Sosial Buruh Independen (YASBI)	31,132.00
<b>Iran</b>			
	Water Network	Bame-Avaran-e-Saha	96,670.00
	Conservation of Asiatic Cheetah	Five different groups - subcontracts-	93,256.00
	Marine Ecological Sensitivity, Mapping System	Remote Sensing Consultant Engineering	50,710.00
	Climate Change Enabling Activities	Twelve different groups - subcontracts -	40,595.00
	Research and Preparation fo NHCR Chapters	Modarress University	39,000.00
	Conservation of Zagros Mountains	Three different groups - subcontracts-	36,615.00
<b>Israel</b>			
	Study Of Agriculture	Tahal Geoconsult	499,200.00
<b>Italy</b>			
	Training	Ilo Turin Intern. Training Center	38,850.00
	Study	C. Lotti & Associati	650,000.00
	Rehabilitation	Consorcio C. Lotti & Associati/Esa Consu	82,940.00
	Logistic Support Of The Conference	Ata Hotel Quark	60,000.00
<b>Kazakhstan</b>			
	Chemical tests of all organic pollutants	Kazakhstan Institute of Chemical Research	79,904.00
	Repair of building of Atyrau Business Incubators project	Limited Liabilities Partnership "Alliance Group"	50,680.00
<b>Kenya</b>			
	Implementation	Alwan Communication Ltd	200,483.17
	Implementation	Gtz-international Services	120,359.00
	Implementation	Africa 2000	97,306.25
	Implementation	Awepa-association Of Western European	60,000.00
	Implementation	University Of Nairobi-ids	49,567.00
	Implementation	Kenya Womens Political Caucus	43,520.31
	Implementation	Institute For Education In Democracy	40,529.00
<b>Kosovo</b>			
	Policy making,managing organisations	Faculty of Administration Slovenia	65,795.04
<b>Korea</b>			
	Creation of Data Base for Vaccine Safety	National Institute of Hygiene & Epidemiology(President: D.I Trach)	112,651.00
<b>Kyrgyzstan</b>			
	Simultaneous Translation Equipment and Services	INTER ALLIANCE Ltd.	31,175.25

**National Execution: Major Contracts for services placed during 2003**  
(Individual Contracts of USD 30,000 or more)

Country	Description of services	Name of subcontractor	Cost of contract US dollars
<b>Lebanon</b>			
	Technical Assistance	Envirotech Ltd.	98,700.00
	Formulation Of E-strategy	Akram Najjar	60,000.00
	Trees Instead Of Mines	Mayor Of Beit Yahoun	55,500.00
	Mapping Of Local Market	Consultation & Research Institute	49,775.00
	Trees Instead Of Mines	Lebanese University	48,300.00
	Recruitment Process	Municipality Of Ebl-saki	38,800.00
		Khaled Tayara	33,875.00
<b>Macadonia</b>			
	Constructor for construction of water supply system in Kumanovo		517,809.00
	Constructor for construction of water supply system in Tetovo	Energ market - Skopje Mkd	295,678.00
<b>Madagascar</b>			
	Campagne d'information OMD	Synergy Communication	40,505.04
	Réhabilitations de centre des handicapés, Akany Fanantenana & périmètres Ambalavero et Mah	Entreprise Ravinala	45,629.00
	Construction CSB Behisatse	Mamita	34,265.67
	Construction CSB Anotsibe-Marja	Rembary	31,805.67
<b>Malawi</b>			
	Leased telephone lines	Malawi Telecommunications Limited	30,000.00
<b>Malaysia</b>			
	Eco-systems of the Loagan Bunut National Park and the Klias Peninsula	Asia Water & Environment Sdn Bhd	173,150.00
	Nex Audit	Kpmg	50,316.00
<b>Mexico</b>			
	Phone Line Operators	Consultoria En Outsourcing S.a.	637,135.45
	Design Model	Mujer Y Medio Ambiente, A.c	185,519.22
	Design Web Page	Go Solutions S.a De C.v	128,534.84
	Comunity Dev Project	Eco Y Prod Para El Des Sust	97,009.00
	Adds Gender Sensitivity	Filmmates, S.a. De C.v.	90,244.89
	Printing Of 1000 Books	Luna Editores S.a. De C.v.	89,909.90
	Consulting	Luis F Aguilar	89,524.00
	Printing Of 6000 Books	Artes Graficas Panorama, S.a. C.v	89,175.87
	Training Gender	Fund. Mex Para La Salud Ac	78,876.61
	Consulting	Ací-bal S.c.	67,567.56
	Dev Of Enterprises	Asesoría En Competitividad Int Sc	48,166.66
	Furniture	Casa + Arte	45,485.24
	Forest Managing	Bosque Sustentable Ac	42,963.65
	Correction In Project	Indesac	36,577.00
	Print Of Manuals	Grupo Grafico Digital, S.a. De C.v.	34,723.57
	Print Of H Dev. Report	Mundi Prensa, S.a De C.v.	33,947.12
	Study	Monica Hrzig Z	33,800.00
	Org And Ope Manual	Sevicios De Consultoria Sc	31,381.73
<b>Moldova</b>			
	Consultancy Service for Elaboration of SAP	Business Consulting Institute	39,925.00
<b>Mongolia</b>			
	Hiring a media company to support advocacy & public awareness activities for the 5th ICNRD	Arigu Co., Ltd	49,489.46
<b>Morocco</b>			
	Study Of Development On The Integregation Of Socio-Economic Infrastructure		54,858.08
	Organization Of Training Sessions For The Managers	Inau	31,617.26
<b>Nambia</b>			
	Hv/Aids Private Sector Mobilisation	Nabcoa	40,000.00
	Develop Impact Assesment Toolkit	Amicaal	40,000.00
<b>Nepal</b>			
	Social Mobilisation & District Support Staff	Local Development Fund Board	168,115.00
	Village Development Programme	Ddc, Jajarkot	100,477.00
	Village Development Programme	Ddc, Pyuthan	99,796.00
	Village Development Programme	Ddc, Achham	98,436.00
	Village Development Programme	Ddc, Dailekh	94,354.00
	Basic Primary Teacher Training	Nat'l Centre For Education, Govt. Of Nepal	79,703.00
	Village Development Programme	Ddc, Bajura	73,428.00
	Village Development Programme	Ddc, Bajhang	73,428.00
	Village Development Programme	Ddc, Salyan	68,946.00
	Village Development Programme	Ddc,Rukum	68,266.00
	Village Development Programme	Ddc, Dadelhdhura	64,184.00
	Village Development Programme	Ddc, Darchula	62,918.00
	Village Development Programme	Ddc, Kanchanpur	49,218.00
	Village Development Programme	Ddc, Gorkha	37,620.00
	Village Development Programme	Ddc, Syangja	36,871.00
	Village Development Programme	Ddc, Kavre	36,735.00
	Village Development Programme	Ddc, Rautahat	35,841.00
	Village Development Programme	Ddc, Okhaldhunga	34,479.00
	Village Development Programme	Ddc, Kaski	34,014.00
	Village Development Programme	Ddc, Dhading	33,127.00
	Village Development Programme	Ddc, Ramechhap	33,120.00
	Village Development Programme	Ddc, Bardiya	33,119.00
	Village Development Programme	Ddc, Solukhumbu	32,869.00
	District Poverty Monitoring Analysis System	New Era Ltd.	32,538.00
	Village Development Programme	Ddc, Bara	31,759.00
	Village Development Programme	Ddc, Myagdi	31,293.00
	Village Development Programme	Ddc, Baglung	31,293.00
	Village Development Programme	Ddc, Jhapa	30,398.00

**National Execution: Major Contracts for services placed during 2003**  
(Individual Contracts of USD 30,000 or more)

Country	Description of services	Name of subcontractor	Cost of contract US dollars
<b>Netherlands</b>			
	Property Census	Kamsax	2,934,141.14
	Preparation of a baseline study support the Justice Sector in Ethiopia	Center for International Legal Cooperation, CILC	520,974.09
	Property Registry - La Paz	Kamsax	420,000.69
	Masive Transfer of property registries	Toponort	182,199.00
	Eco-systems of South East Pahang Peat Swamp Forest	Wetlands International	135,278.00
	Training to MPs in Law and Economics	Amsterdam University	103,394.05
		Itc	65,000.00
	Organizing training course for students/teachers of HSB	Maastricht School of Management	43,805.00
	Ogranizing two-week MBA training for 17 students of HSB	Maastricht School of Management	40,057.00
	Two-week training programme for the students of the Higher School of Business	Maastricht School of Management	32,772.00
<b>Nicaragua</b>			
	Construction	Morales Ingenieros & Cía. Ltda.	1,382,184.36
	Construction	Baltodano Guadamuz & Cía Ltda.	156,902.63
	Publicity Campaign	Castillo Publicidad, S.A.	140,000.00
	Publicity Campaign	Publimer	94,000.00
	Publicity Campaign	Publicidad Carlos Cuadra	79,643.41
	Construction	Constructora Carlos Díaz F. Cía Ltda.	60,713.26
	Construction	Cruz Rodriguez, S.A.	51,898.67
<b>Niger</b>			
	Appui du PNUD au fonctionnement	Entreprendre au Niger	197,862.28
	Activités génératrices de revenus	APOR	98,565.54
	appui conseil	Cabinet BUDEC-AC	65,492.91
	6eme Rapport National sur le développement Humain Durable	Facylté des sciences économiques et juridiques	36,625.81
<b>Norway</b>			
	Project Monitoring And Evaluation	Syslab International	54,000.00
	License Fee	Syslab International	50,000.00
<b>Pakistan</b>			
	Composit Trainingworkshop for stakeholders	Associates in Development	682,376.00
	Planning & Budgeting workshop for stakeholders	ARCON, Islamabad	113,811.00
	Conduct of baseline study (Ambient Air Quality)	Solution Environment & Analytical Laboratory	94,891.00
	Workshop on Concepts and Models of Participatory planning approaches for stakeholders	Human Resources Development Institute	62,661.00
	Development of Web Portal for Govt of NWFP	Askari Information Systems Limited	51,047.00
<b>Panama</b>			
	Maintenance roads	Grupo Corporativo GS, S.A.	3,118,937.00
	Maintenance roads	Bagatrac, S.A.	2,888,977.50
	Health services	Consortio Global Pharmaceutical, S.A./Fundación para el Desarrollo S	2,593,782.00
	Maintenance roads	Soca de Panamá	1,607,455.00
	Building construction	Construcciones y Remodelaciones Helaman	1,299,400.00
	Maintenance roads	Bagatrac, S.A.	994,245.22
	Health services	Asociación Panameña de Pequeños Productores del Atlántico	811,026.00
	Construction	Global Bank	794,185.00
	School repairs	Constructora Mercurio, S.A.	705,042.58
	Maintenance roads	Constructora Urbana, S.A.	631,300.00
	Health services	Asociación Panameña para la Sostenibilidad y los Recursos de la Natu	629,450.00
	Building construction	Ingeniería Caribe, S.A.	499,599.00
	Advertising	Capital Americana de la Cultura	475,000.00
	Health services	Fundación Pro Niños del Darién	471,450.00
	Computer equipment	Multitek Pacifico, S.A.	429,219.00
	Vehicles	Motores Colpan, S.A.	401,800.00
	Advertising	In House Advertising, Inc.	400,000.00
	Health services	Programa de Promoción y Desarrollo Social	377,298.00
	Maintenance roads	Banco Nacional de Panamá, S.A.	375,101.00
	Laboratory equipment	Prodima, S.A.	366,421.78
	Bridge	Servicios Jamarva, S.A.	346,745.55
	School repairs	Estudios, Diseños y Construcciones	333,484.95
	Inspection roads	Ingenieros Geotécnicos	332,999.10
	School repairs	Plural Services, S.A.	293,045.77
	Bridge	Yinh y Asociados, S.A:	264,860.00
	Construction	Fubitec, S.A.	259,111.00
	School repairs	Ing. Pedro Illueca y Asociados	249,498.49
	School repairs	Technical Services, S.A.	248,428.93
	Health services	Fundación de Ayuda Social de Capira	226,400.00
	Study	Perbas, S.A.	225,012.00
	School repairs	Construcciones Formen y Asociados	206,805.09
	Study	Consortio Spesa/Plades/Euro Estudio de CV	198,589.22
	Health services	Centro Especializado de Promoción, Prevención y Atención en Salud	185,500.00
	Audit services	KPMG Peat Marwick	183,225.00
	School repairs	Valencia y Young, S.A.	180,025.22
	School repairs	Valencia y Young, S.A.	177,363.00
	Rural aqueduct	Doral Appliances	174,992.77
	Law services	Arias, Aleman y Mora	170,000.00
	School repairs	Constructora Universal Eléctrica, S.A.	168,577.74
	Minor construction	Decolosal, S.A.	163,379.50
	Maintenance roads	Compañía Internacional de Seguros, S.A.	159,676.25
	Minor construction	Ingeniería Lambda, S.A.	151,300.51
	Rural aqueduct	Representaciones y Servicios ARO	150,075.61
	Office equipment	Grupo Santillana, S.A.	138,047.25
	Rural aqueduct	Abilio Domínguez	130,226.68
	Minor construction	Construcciones Continentales, S.A.	128,156.04
	Maintenance roads	Derivados del Petróleo, S.A.	127,061.93
	Office equipment	Novo Art, S.A.	125,989.20
	Rural aqueduct	Mak Construcciones, S.A.	124,996.57
	Minor construction	Construcción y Servicios Técnicos, S.A.	121,454.55
	Rural aqueduct	Standard Services Corp., S.A.	108,149.57

**National Execution: Major Contracts for services placed during 2003**  
(Individual Contracts of USD 30,000 or more)

Country	Description of services	Name of subcontractor	Cost of contract US dollars
<b>Panama cont.</b>			
	Rural aqueduct	Contratistas Generales y Eléctricos, S.A.	105,896.70
	Study	Tecnoproceso, S.A.	98,982.34
	Outboard motors	Tochisa de Panama, S.A.	93,278.76
	Maintenance roads	Ingeniería, Diseño, Estudio y Asesoría, S.A.	89,912.00
	Study	Grupo para el Desarrollo Empresarial, S.A.	87,262.00
	Health services	Centro de Apoyo a la Mujer Maltratada	80,000.00
	Construction	Servicios Rojas, S.A.	79,869.88
	Rural aqueduct	Comercializadora Connectitut, S.A.	79,393.02
	Study	Consultores Ecológicos Panameños, S.A.	65,166.20
	Rural aqueduct	Dimaro, S.A.	64,810.26
	Rural aqueduct	Abilio Domínguez	60,546.60
	Remodeling	Inversiones Urbanas Internacionales, S.A.	57,002.38
	Study	BTU Energía	56,168.88
	Computer equipment	Sonitel	56,054.12
	Remodeling	JM Constructores, S.A.	53,276.48
	Rural aqueduct	Agapito Santos	49,950.00
	I. T. for management	GSI Internacional Inc.	49,410.00
	Remodeling	Grupo Génesis	48,532.11
	Construction	Valencia y Young, S.A.	47,377.52
	Remodeling	Comercializadora Connectitut, S.A.	47,227.36
	Study	Geoinfo, S.A.	46,600.00
	Remodeling	Decolosal, S.A.	45,037.13
	Advertising	Medcom	45,000.00
	Hospital equipment	Consultores de Tecnología Aplicada	44,117.50
	Study	Fundación Dobbo Yala	41,690.00
	Inspection roads	Servicios Rojas, S.A.	39,890.00
	Study	Fundación Centro Nacional de Metrología Panamá	38,535.00
	Advertising	Representaciones Profesionales, S.A.	38,090.75
	Remodeling	Alberto Roquebert D.	37,875.00
	Inspection roads	Constructora F&J, S.A.	36,710.00
	Study	Secretaría Nacional de Ciencias y Tecnología	36,700.00
	Advertising	Feria Internacional del Libro	36,500.00
	Remodeling	Jose Leñero y Asociados	35,400.00
	Office rent	Ogawa, S.A.	31,800.00
	Office equipment	Argudo, S.A.	31,710.66
	Remodeling	Abeher, S.A.	31,500.00
	Remodeling	Proyec, S.A.	30,754.60
	I. T. System	Fevos, S.A.	30,000.00
<b>Paraguay</b>			
	Purchase	Datasystems	394,260.00
	Civil Work	Dmv Sa	248,504.91
	Civil Work	Cons.soc. Const.	226,151.00
	Mobile Assembly	Silday	195,525.00
	Information Equipment	Datasystem	146,160.00
	Consultant Service	Price Waterhouse	135,000.00
	Supply And Assembly Of Electronic Security SystemProvision	La Alpaca	117,719.00
	Perforation	Ing. Amilcar	60,015.36
	Construction	Sg Srl	56,622.00
	Perforation	Alberto Barrail	55,132.96
	Perforation	Ksv Ing.	54,420.40
	Professional Service	Agr	45,890.02
	Supply And Assembly Of Telephone System	Rieder	38,553.00
	Perforation	Caraguatay	37,210.41
	Information Equipment	Parasoft	35,288.47
<b>Peru</b>			
	Consultant	Initiative Media Suc. Peru	3,903,209.39
	Vigilance and security	Cia De Seguridad Prosegur S.a.	1,169,908.43
	Consultant	Cosapi S.a. Ingeniería Y Consturc.	911,774.82
	Professional services	Consorcio Vial Del Peru	899,168.80
	Professional services	Imecon S.a.	494,529.26
	Professional services	Petroperu S.a.	438,118.97
	Professional services	Cinesetenta S.a.	393,413.33
	Consultant	Apoyo Consultoria Sac	351,168.93
	Consultant	Geotec S.a.	346,127.00
	Vigilance and security	Proseguridad S.a.	298,490.12
	Professional services	Corp.grafica Navarrete S.a.	274,635.38
	Professional services	Latin Pacific Capital S.a.	237,685.04
	Vigilance and security	Vigilancia Universal Sac	224,945.62
	Insurances	Rimac Internacional Cia De Seguros	200,641.13
	Professional services	Constructora Arco S.a.	197,928.90
	Consultant	Banque Paribas	188,833.76
	Professional services	Cold Import S.a.	183,370.44
	Professional services	Latin Pacific Capital S.a.	177,000.00
	Investigations	Inst.nacional De Investigacion	170,958.00
	Training	Coord. De Ciencia Y Tecnologia	162,000.00
	Consultant	J.walter Thompson Peruana Sa.	160,125.00
	Consultant	Pratec	152,543.00
	Consultant	Instituto Nac. De Cultura	144,225.02
	Professional services	Fabricaciones Metalicas Carranza	121,256.24
	Vigilance and security	Mapfre Peru Cia De Seguros	116,741.57
	Laywer	Est. Javier De Belaunde Abogad.	111,860.00
	Remodel	Larrea Tovar Jorge	104,580.89
	Professional services	Consorcio Benites Mercado & Ug	100,842.89
	Professional services	Carbechz Peru S.r.l.	99,662.97
	Consultant	Laos & Asociados S.r.l.	99,568.97
	Consultant	Cofide S.a.	83,423.95
	Consultant	Laos & Asociados S.r.l.	81,950.53

**National Execution: Major Contracts for services placed during 2003**  
(Individual Contracts of USD 30,000 or more)

Country	Description of services	Name of subcontractor	Cost of contract US dollars
<b>Peru cont.</b>			
	Lawyer	Rodolfo Retamozo Y Asoc.	80,904.54
	Training	Ceop Escuela Chio Lecca Fashion	78,261.76
	Consultant	Pratec	77,482.00
	Consultant	Proyectos Y Asesoría Empresarial	76,060.93
	Rent	Inmobiliaria San Tadeo S.a.	65,076.95
	Professional services	Ecsa Ingenieros	64,559.98
	Economic and Social Develop	Promoción Pesp Rural	64,226.14
	Investigations	Inst.investiga.amazonia Peruana	64,000.00
	Vigilance and security	Proseguridad-servis Company	63,688.92
	Economic and Social Develop	Pesp Rural Acobamba Grupo 18-dfid	60,518.73
	Economic and Social Develop	Pesp Rural Capillas Grupo 19-dfid	60,518.73
	Economic and Social Develop	Pesp Rural Huanca Huanca Grupo 11	60,517.58
	Economic and Social Develop	Pesp Rural Huayllay Grande Grupo 17-dfid	60,513.55
	Economic and Social Develop	Pesp Rural Mollepampa Grupo 20-dfid	60,511.24
	Economic and Social Develop	Pesp Rural Challhuahuacho-dfid	60,510.08
	Economic and Social Develop	Pesp Rural San Pablo-dfid	60,509.22
	Economic and Social Develop	Pesp Rural Quinota-dfid	60,507.21
	Economic and Social Develop	Pesp Rural Huancaraylla-dfid	60,505.77
	Economic and Social Develop	Pesp Rural Santa Rosa-dfid	60,504.90
	Economic and Social Develop	Pesp Rural Huamanquiagua-dfid	60,504.32
	Economic and Social Develop	Pesp Rural Santo Tomás De Pata Grupo 15	60,501.44
	Economic and Social Develop	Pesp Rural Dfid-vitoc-tulumayo	60,490.78
	Economic and Social Develop	Pesp Rural Kimbiri-dfid	60,461.10
	Economic and Social Develop	Pesp Rural Colca-dfid	60,449.57
	Economic and Social Develop	Pesp Rural Amcahuasi-dfid	60,432.28
	Economic and Social Develop	Pesp Rural Nuevo Occoro Grupo 22-dfid	60,406.34
	Economic and Social Develop	Pesp Rural Chincho Grupo 14-dfid	60,377.52
	Economic and Social Develop	Pesp Rural Vilca Grupo 23-dfid	60,319.88
	Economic and Social Develop	Pesp Rural Pesp Rural Ticrapo Grupo 21-dfid	60,302.88
	Economic and Social Develop	Pesp Rural Julmarca Grupo 13	60,265.13
	Economic and Social Develop	Pesp Rural Pichari-dfid	60,229.11
	Economic and Social Develop	Pesp Rural Ccapacmarca-dfid	60,218.45
	Economic and Social Develop	Pesp Rural Dfid-san Luis De Shuaro-el Palomar	60,187.90
	Economic and Social Develop	Pesp Rural Usicayos Los Progresistas-usicayos-dfid	59,994.23
	Economic and Social Develop	Pesp Rural Inchupalla-niño Salvador-dfid	59,910.37
	Economic and Social Develop	Pesp Rural Sn.antonio De Antaparco Grupo16	59,813.25
	Economic and Social Develop	Pesp Rural San Juan De Salinas-ciudad Blanca-dfid	59,796.83
	Economic and Social Develop	Pesp Rural Ihuyallo-virgen Inmac. Concepción-dfid	59,764.26
	Economic and Social Develop	Pesp Rural Corani-huaynas A Trabajar-dfid	59,688.76
	Economic and Social Develop	Pesp Rural Quiaca-grupo De Mantenimiento Quiaca-dfid	59,654.18
	Economic and Social Develop	Pesp Rural Huatasani-virgen De Las Mercades-dfid	59,510.08
	Economic and Social Develop	Pesp Rural Alto Inambari-dfid	59,383.28
	Economic and Social Develop	Pesp Rural Ollachea-dfid	59,221.90
	Economic and Social Develop	Pesp Rural Taraco-san Taraco-dfid	59,135.45
	Economic and Social Develop	Pesp Rural Yanahuaya-proyecto Social Yanahuaya-dfid	58,927.95
	Economic and Social Develop	Pesp Rural San Juan De Chacña-rio Blanco-dfid	58,103.75
	Economic and Social Develop	Peps Rural Vilcamba-mosollacta-dfid	58,056.77
	Economic and Social Develop	Pesp Rural Rosaspata-rosaspata-dfid	58,051.87
	Consultant	Asoc.ayesa-alpha Consult	57,980.51
	Publishing	Gcg Peru Sac	57,855.00
	Economic and Social Develop	Pesp Rural Callanmarca Grupo 12	57,487.60
	Economic and Social Develop	Pesp Rural Ranracancha-fuerza Ranracancha-dfid	57,440.92
	Fishery Development	Ipp Qollasuyo	57,200.00
	Economic and Social Develop	Pesp Rural Cocharcas-virgen De Cocharcas-dfid	57,119.85
	Economic and Social Develop	Pesp Rural Soraya-kausachun Liacta-dfid	57,097.69
	Economic and Social Develop	Pesp Rural Tapayrihua-muy Muyo-dfid	56,946.40
	Economic and Social Develop	Pesp Rural Lucre-san Agustín De Lucre-dfid	56,869.16
	Economic and Social Develop	Pesp Rural Pataypampa-llancasun Llactaruna-dfi	56,701.44
	Economic and Social Develop	Pesp Rural Huayllati-huayllatinos-dfid	56,387.38
	Economic and Social Develop	Pesp Rural San Antonio Riccharilacta-dfid	56,291.64
	Economic and Social Develop	Pesp Rural Cocabamba Llapnaxis-dfid	55,863.11
	Economic and Social Develop	Pesp Rural Balsapuerto-balsapuerto A Trabajar	55,860.80
	Economic and Social Develop	Pesp Rural Huimbayoc-huimbayoc En Acción	55,824.20
	Training	Matienco Leon Xenia	55,601.83
	Economic and Social Develop	Pesp Rural Progreso Llinkasun Progreso-dfid	55,561.96
	Economic and Social Develop	Pesp Rural Shapaja-shapaja En Acción Rumbo Al Desarrollo	55,532.57
	Economic and Social Develop	Pesp Rural Sauce-sauce 2003	55,509.22
	Economic and Social Develop	Pesp Rural Chapimarca-apu Suparahura-dfid	55,460.18
	Economic and Social Develop	Pesp Rural Papaplaya-pueblos Unidos	55,250.72
	Economic and Social Develop	Pesp Rural Dfid-satipo-satipo En Acción	55,193.95
	Economic and Social Develop	Pesp Rural El Porvenir-pelejo En Acción	55,157.63
	Economic and Social Develop	Pesp Rural Tingo Del Ponaza-pueblo Al Desarrollo	54,926.52
	Economic and Social Develop	Pesp Rural Curpahuasi-los Progresistas De Curpahuasi	54,909.30
	Economic and Social Develop	Pesp Rural Justo Apu Sahuaraura-dfid	54,842.94
	Economic and Social Develop	Pesp Rural Toraya Apurunco-dfid	54,697.41
	Economic and Social Develop	Pesp Rural Mamara-san Miguel Arcangel-dfid	54,464.84
	Economic and Social Develop	Pesp Rural San Felipe-dfid	54,396.55
	Economic and Social Develop	Pesp Rural Tres Unidos-tres Unidos En Acción	54,131.12
	Economic and Social Develop	Pesp Rural Chipurana-chipurana Trabajando Juntos	54,109.51
	Economic and Social Develop	Pesp Rural Santa Rosa-santa Rosa-dfid	53,906.92
	Economic and Social Develop	Pesp Rural Chacoche-patrón Sant. - Dfid	53,808.06
	Economic and Social Develop	Pesp Rural San Hilarion-rumbo Al Desarrollo	53,625.07
	Economic and Social Develop	Pesp Rural Vilquechico-dfid	53,619.60
	Economic and Social Develop	Pesp Rural Pilluana-el Valle De Mishquicayu	53,358.79
	Economic and Social Develop	Pesp Rural Aucara-grupo T. 01	52,962.82
	Economic and Social Develop	Pesp Rural Santa Ana De Huyacahuacho	52,881.85
	Economic and Social Develop	Pesp Rural Santa Lucía-grupo T. 06	52,832.85
	Economic and Social Develop	Pesp Rural Cabana-grupo T. 03	52,783.86
	Economic and Social Develop	Pesp Rural Carmen Salcedo-grupo T. 07	52,725.36



**National Execution: Major Contracts for services placed during 2003**  
(Individual Contracts of USD 30,000 or more)

Country	Description of services	Name of subcontractor	Cost of contract US dollars
<b>Peru cont.</b>			
	Economic and Social Develop	Pesp Rural Pucara-dfid	52,657.93
	Economic and Social Develop	Pesp Rural Sallique-dfid	52,577.23
	Economic and Social Develop	Pesp Rural Pochuanca-apu Huanchino-dfid	52,458.22
	Consultant	Macroinvest S.a.	52,006.97
	Economic and Social Develop	Pesp Rural Llauta-grupo T. 04	51,959.65
	Economic and Social Develop	Pesp Rural Leoncio Prado-grupo T. 02	51,853.32
	Professional services	Imecon S.a.	51,807.12
	Cleaning services	Limpieza Y Apoyo De Personal	51,454.58
	Professional services	A Y D Asociados Sac	49,681.19
	Consultant	Electroperu S.a.	49,125.23
	Professional services	Empresa Peruana Serv. Edit. S.a.	47,150.59
	Professional services	Grafica San Jorge S.a.	46,740.45
	Vigilance and security	Proseguridad-latino Sur Sac	46,719.01
	Consultant	Oficina De Servicios Para Proyectos - Unops	44,500.00
	Consultant	Interinvest S.a.	40,050.61
	Professional services	Ccr S.a.	38,300.00
	Training	Centro Convenciones Jockey Plaza	37,095.23
	Consultant	Biblos	36,868.28
	Professional services	Musso Vento Raul	36,761.99
	Professional services	Bravo Orellana Sergio Rafael	36,010.79
	Consultant	Apoyo Consultoria Sac	36,000.00
	Professional services	Balbi Consultores Asoc. S.a.	34,582.36
	Consultant	Telefonica Del Peru S.a.	33,837.14
	Professional services	Industria Grafica Cimagraf S.a.	33,215.58
	Laboratory	Cimm Peru S.a.	33,119.82
	Consultant	Almeyda Tasayco Cesar	33,000.11
	Training	Asoc.guarango Cine Y Video	32,670.60
	Professional services	Barclay Mendez, Patrick	32,251.55
	Chief Technical Advisor	Roberto Chrstein	32,196.00
	Professional services	Carmona De Mendizabal Amalia	31,929.00
	Professional services	Tecnologia Digital Victoria Peru	31,640.12
	Training	Serv.educativo El Agustino Sea	31,612.66
	Consultant	Datum Internacional S.a.	31,152.54
	Consultant	Initiative Media Suc. Peru	30,607.04
<b>Philippines</b>			
	Community Outreach Program	Samahan Gudti ng mga Parag-uma ha Sinirangan Bisayas	174,434.11
	Implementation of the Department of Justice (DOJ) Diagnostic Study	Center for Public Resource Management, Inc. (CPRM)	83,550.00
		Center for Public Resource Management, Inc. (CPRM)	82,909.00
	Strengthening the Other Pillars of Justice Through Reforms in the DOJ	Center for Public Resource Management	82,908.34
	Strengthening the Other Pillars of Justice Through Reforms in the DOJ	PNUEMA for Empowerment & Development, Inc.	75,069.51
	Capacity Building Programme of the Commission on Human Rights	Center for Public Resource Management, Inc. (CPRM)	68,000.00
	Right to Development	Center for Public Resource Management	67,296.07
	Right to Development	Samar Peoples's Economic Council Foundation, Inc.	50,059.07
	Right to Development	Huraw Forest Planters Association, Inc.	50,046.34
	Right to Development	An Tandaya Foundation, Inc.	50,045.57
	Enhancing the Public Accountability Programme of the Phil. Commission on Audit	Stanton Partners	38,674.00
	Inventory of POPS	Tetra Technologies EM, Inc.	34,444.61
<b>Poland</b>			
	Expending the institutional capacity of the existing micro lending institutions, upgrading the	Micro Finance Center	88,230.00
<b>Romania</b>			
	Construction Works	Dafora	114,857.45
	Construction Works	Gid Srl	67,346.59
<b>Russia</b>			
	Construction Works	Mosinghstroy	4,220,327.00
	Construction Works	Spezinjelectro	622,851.00
	Total Subcontracts Under BI 2 1		276,349.31
	Crisis Management System: Design Works, Equipment Delivery, Installation And Adjustment:	Ship Analytics International, Inc.	263,699.51
	Construction Works	Proektstroyizskaniya	224,397.00
	Construction Works	Planetariy	158,786.00
	Repair Works	Yarizao Ooo	120,034.00
	Total Subcontracts Under BI 2 1		106,859.05
	Construction Works	Mosproekt 4	103,798.00
	Conference	Expocenter Ooo	102,894.00
	Construction Works	Stroytechnosystem	90,388.41
	Premises Repair	Bakulev Center	90,000.00
	Construction Works	Energiyaservis	88,557.00
	Putting Quality Management Systems At Small And Medium High-tech Companies In Conformity	Scientific And Research Institute Interecoms	87,930.54
	Consultancy services for Public Awareness and Capacity Building	Ecocenter "Zapovedniks"	80,000.00
	Trainings	Ensi	75,075.00
	Construction Works	Stroytek	73,437.00
	Construction Works	Sales-story	55,502.86
	Construction & Repair Works In Investigative Isolators	Interstriservice + Ltd.	51,700.00
	Reconstruction Service	Fetisov	50,447.62
	Construction Works	Npp Znt	50,261.00
	Edition Of Printed Materials For The Conference	Jsc Information Agency "Rosbalt"	50,000.00
	Web-design	I-first	49,848.00
	Seminars	Mks-service Xxi Ooo	47,116.00
	Pa Ecotourism Programme	lucn	47,041.82
	Documentation Development	Techno-m Standart	45,020.00
	Market Research	Leston Traid	44,866.71
	Construction Works	Kommetprom	44,109.00
	Construction Works	Sfera Sn	43,400.00
	Programme Design, Startup	Counterpart Business Fund	42,602.96
	Seminars	Mks-service Xxi Ooo	42,322.00
	Construction & Repair Works In Investigative Isolators	Interstriservice+ Ltd.	40,905.00

**National Execution: Major Contracts for services placed during 2003**  
(Individual Contracts of USD 30,000 or more)

Country	Description of services	Name of subcontractor	Cost of contract US dollars
<b>Russia cont.</b>			
	Construction Service	Fetisov	40,282.51
	Establish Ranger Patrol Station	Krechet	38,811.30
	Pa Maps	Biodiversity Conservation Centre	38,681.80
	Research	Vitala Ooo	38,562.00
	Pa Mps	Biodiversity Conservation Centre	38,153.93
	Socio-economical Research	Milevia Ooo	37,974.87
	Methodological Literature Development	Vita Trade Ooo	37,651.00
	Reconstruction Schools	Remont-ekspluat Predpriyatie	35,957.03
	Construction Works	Stroytechnosystem	35,198.51
	Construction Works	Moskapstroy	35,049.00
	Awareness Prog. Development	Int. Press-club Chumikov And Co	34,681.80
	Consultation Service	Cenef	33,995.91
	Total Equipment Under BI 45		33,673.88
	Car Procurement	Volvo Car International	32,203.52
	Energy Audit Services	New Technologies Ltd.	30,300.00
<b>Saudi Arabia</b>			
	Ict	Attalah Systmes	230,000.00
<b>Singapore</b>			
	Provision of Simultaneous Interpretation System on rental basis for the 5th ICNRD	Brahler ICS Pte Ltd	97,954.30
<b>Slovakia</b>			
	Construction works - 1 stage	MIHO a spol. s r.o.	96,843.00
<b>Spain</b>			
	Study	Consorcio EPTISA/Servicios de Ingeniería, S.A./Novotecní, S.A./Sterec	4,649,124.00
	Study	Gesaworld	2,205,000.00
	Tors Para Bases De Concurso Estudio Pavimentacion Carretera Sn.fco-cantarranas-talanga	Typsa	313,711.03
	Estudio Factibilidad Formacion Gestion De Empresas, Capacitacion Viviendas Bajo Costo, Talle	Equinse	300,000.00
	Study	Consorcio Interdil - CECA	250,000.00
	Study	Gesaworld	184,905.00
	Professional services	Tuorism & Leisure Advisory Serv.	148,177.77
	Implantación Software Abc Precisión +	B & F Gestion Y Salud	90,400.00
	Study	Universidad Pontificia Comillas de Madrid	83,328.00
	Implantación Software Suite Clinos	lasist	31,881.25
<b>Sri Lanka</b>			
	MIS Services	DMS Software	43,475.00
	MIS Services	Softlogic Co Ltd	33,732.00
<b>Sweden</b>			
	Rehabilitaion Of Earthquake Damaged Buildings	Evaluation And Promotion Of New Approach For ldp Assistance	99,993.00
	Stockholm Int'l Peace Research Institute	Elyson J.K. Bills	55,000.00
<b>Switzerland</b>			
	Verestar for VSAT connectivity	Verestar Switzzland	68,600.00
	Small arms survey	NGO "Small arms survey project"	51,100.00
<b>Tanzania</b>			
	Establishment of Diploma and Masters Programme on Poverty	Economic & Social Research Foundation	351,437.00
	Implementation of Participatory Poverty Assessment programme	Economic & Social Research Foundation	150,015.41
	Participatory Poverty Assessment	Economic & Social Research Foundation	126,000.00
	Design and Implement Parliamentary Website	Data Vision International Limited	82,131.25
	Establishment and maintainance of TanzaniaOnline (Website)	Economic & Social Research Foundation	74,500.00
<b>Thailand</b>			
	Risk Fee-power Plant	Roi-et Freen Co., Ltd	104,620.00
	Provision of Simultaneous Interpretation for the 5th ICNRD	Conference Interpreters Asia Pacific (CIAP)	71,500.00
<b>Tunisia</b>			
	Elaboration d'un programme de formation et de rapports de formation	Consulting en Développement Communautaire et en Gestion des	56,761.79
<b>UAE</b>			
	"Traditions Trading" LLC	Vehicle	34,347.50
<b>Ukraine</b>			
	Computer Software "Census 2000"	"ECI Online" Ltd	53,900.00
<b>United Kingdom</b>			
	Consultancy	School of Oriental & Asian Studies	285,642.94
	Technical services	Flora&Fauna International	102,150.00
	Technical Service	Care International	72,000.00
	Training	RIPA International	59,976.00
	Implementation of subcontract "Community Forestry and Reforestration"	LTS International Ltd.	59,748.00
	Consultancy Advocacy & Training	Liverpool School of Tropical Medicine	56,472.00
	Training & Training Material	Bradford Univercity	54,834.00
	Consultant	Currie & Brown Consulting Ltd.	49,998.19
<b>Uruguay</b>			
	Base line & evaluation system design	Universidad Catolica del Uruguay	64,615.00
	Macroeconomics studies	Facultad de Ciencias Sociales	51,250.00
	Irregular neighbourhood settlement services	Inypsa-Ductor	41,403.00
	Auditing services	Tea, Deloitte & Touche	38,183.00

**National Execution: Major Contracts for services placed during 2003**  
(Individual Contracts of USD 30,000 or more)

Country	Description of services	Name of subcontractor	Cost of contract US dollars
<b>USA</b>			
	Study	Hazen & Sawyer, P.C.	3,098,271.00
	Contrato Pessoa Juridica	Unisys Corporation	2,864,733.28
	Setup meteorological database	National Center for Atmospheric Research	1,500,000.00
	Air Tickets	Pricewaterhousecoopers . . . .	919,505.35
	Selection, Hiring Of Informatic Licenses And Implementation Of A Finantial System	Structured Intelligence	867,632.00
	Tors Bases De Concursos Plan General Implement. Proyecto Hidroelectrico Patuca 3 <sup>o</sup>	Mwh Americas	480,000.00
	Tors Bases De Concursos Plan General Implement. Proyecto Hidroelectrico Patuca 3 <sup>o</sup>	Mwh Americas	480,000.00
	Harm Reduction to proevent HIV/AIDS	Save The Children (Us)	394,000.00
	Professional services	Kroll Associates Inc.	175,000.00
	Consultant	Bauhaus Group Corp.	174,910.40
	Prestation Service Microfinance	Accion	170,126.00
	Consultancy Services, Building Codes	Hagler Bailly Inc.	146,451.00
	Small & Medium Enterprises	Acad/Voca	102,054.00
	Study	TDS Consulting Inc.	99,986.00
	Consultant	Ibdr - Banco Mundial	98,766.24
	IDS - Debureaucratization Consultancy	Microsoft	78,585.50
	Office Rental	Oracle Do Brasil Sistemas Ltda	75,177.71
	Training	Duke Center for International Development	56,000.00
	Power system	Orion Energy Corporation	52,020.00
	Professional services	Maximun Medical Techonologies E.	51,358.19
	Primary Sector's Services	Accenture Do Brasil Ltda	50,294.17
	Educational and Social Services	Kpmg Auditores Independentes	43,259.57
	Software	Politec L. F. Al Sao Paulo	41,170.15
	Consultant	Ibdr - Banco Mundial	39,020.00
	Bussiness Consultancy on Adm. Tools	Damovo Do Brasil S A	35,180.05
	Training on Planning management Guide	Mr. Ron McGill	35,167.00
	Administrative Services	Consórcio Accenture	34,601.77
<b>Uzbekistan</b>			
	Development of National Human Development Report 2003	Center for Economic and Social Studies	55,261.00
	Construction of collector contaminated leachate from the Charkesar Mine	Interfarm specialized mobile mechanized construction entity No. 401	41,810.00
<b>Venezuela</b>			
	Design	Dinafri Consultores	437,400.00
	Support And Design Of Formation System, Personel Development	Yajure, Padron & Asociados, S.c.	174,680.00
	Solution Of Observation Technology	Fundación Universidad Central De Venezuela	128,536.46
	Consultantship	Facultad De Ingeniería Ucv	83,193.75
	Aircondition System Work	Proyecto 818, C.a.	77,714.77
	Transport And Installation Of Electric System	Asoc. Coop. Prod. Serv. Prof.-sigma	54,380.96
	Remodelation	Inversiones Romsol, C.a.	50,769.56
	Realization	Pimenton Films, C.a.	46,578.60
	Remodelation	Proy. E Inv. Melcon 15, C.a.	41,276.37
	Inspection And Supervision	Ingeniería J.m.7, C.a.	37,045.38
	Remodelación Y Mejoramiento De La Fachada Norte, Sede Principal, Ministerio Del Trabajo	Sicateca, C.a.	31,833.71
	Installation Of Emergency Stairs	Oficina Tecnica Bristor Xxi, C.a.	31,440.32
<b>Vietnam</b>			
	Gene Management zones (GMZ) planning	Institute for Asian Pacific Science-Tech Research Cooperation (Viet Na	80,400.00
	Gender-related issues of economic integration in VN	Mekong Economics	42,940.00
	Training programme and evaluation of HIV/AIDS in VN	Ha Noi School of Public Health	40,441.00
	Flood extend mapping for 04 central provinces in VN	Center for Application of Hydrometeorology Technology	37,801.00
	Study on competativeness & impact of services Trade Liberalization in VN	InvestConsult Group Viet Nam	32,295.00

**Direct Execution: Major equipment ordered during 2003  
(Individual Orders of USD 30,000 or more)**

Country of Procurement	Name of supplier	Description of goods (equipment)	Cost of order US dollars (1)
<b>Afghanistan</b>			
	lapso	Vehicles	3,076,920.00
	lapso	Vehicles	2,010,766.00
	lapso	Vehicles	912,571.21
	lapso	Vehicles	824,617.00
	lapso	Vehicles	730,246.48
	lapso	Vehicles	511,703.50
	lapso	Radio Communication Equipment	340,943.03
	lapso	Radio Communication Equipment	290,719.82
	PF Human Interaction	IT Equipment	284,672.40
	PF Human Interaction	IT Equipment	259,942.00
	lapso	Vehicle Spare Parts	227,281.22
	Ora-Tech Systems (Pvt) Ltd	IT Equipment	227,052.00
	PF Human Interaction	PABX System	226,966.00
	PF Human Interaction	IT Equipment	213,014.00
	Jubaili Bross	Generator	190,154.00
	Kjaer & Kjaer	Vehicles	158,372.00
	Kamal Nabi Zada LTD.	Vehicles	151,000.00
	lapso	Vehicles	150,700.68
	Quicklink	VSAT Equipment	109,450.00
	Kjaer & Kjaer	Vehicles	96,086.02
	Jubaili Bross	Generator	93,686.00
	lapso	Radio Communication Equipment	81,979.47
	lapso	IT Equipment	81,258.59
	Red Sea Housing Services Co. Tel: 070 291037	Mobile Accommodation	79,864.00
	Adpower FZCO	Generator	70,840.00
	Technifor, France	Office Equipment	57,008.00
	Peeraj General Trading	Office Equipment	53,970.00
	IAPSO	IT Equipment	51,991.17
	PF Human Interaction	Installation of VSAT equipment	50,250.00
	AAA Ltd. European Furniture, Kabul	Furniture	50,123.00
	Emirate Fencing	Window Protection Film	48,700.00
	Portals Bathford paper, England	Stationery	47,923.00
	Flying Carpet Express	Airline Charter	46,200.00
	Hashel Electrical Trading	IT Equipment	43,698.80
	Digitech Systems, Kabul	IT Equipment	43,450.00
	lapso	Radio Communication Equipment	42,875.94
	lapso	Radio Communication Equipment	42,875.94
	lapso	Radio Communication Equipment	40,354.49
	Red Sea Housing Services Co. Tel: 070 291037	Mobile Accommodation	40,003.00
	lapso	Radio Communication Equipment	39,922.99
	Truebell Marketing	Office Equipment	35,935.00
	SUN System	IT Equipment	31,814.00
	Nissan Japan	Vehicles	31,558.17
	Peeraj General Trading	IT Equipment	30,872.00
<b>Algeria</b>			
	Telediffusion	Hardware	52,176.00
	Telematis	Hardware	40,937.00
<b>Armenia</b>			
	"Meditech" Ltd.	Hand Held Drug Detector	58,400.00
		Gas Chromatographs	33,891.00
<b>Australia</b>			
	Conference & Office Secretariat Pte Ltd	Translation Equipments	80,000.00
<b>Austria</b>			
	MLU	Air monitoring system	72,074.38
<b>Azerbaijan</b>			
	Romb	Vehicles	102,154.00
	A+A Security	Specialised equipment for customs	46,713.00
<b>Bahrain</b>			
	Midal Cable	Transmission Conductors	1,149,780.00
<b>Benin</b>			
	Mib	Computer	57,321.00
	Climatel	Electrical Appliancei	49,324.00
<b>Bosnia &amp; Herzegovina</b>			
	Bh Legno D.o.o., Dobrovci, Srebrenik	Reconstruction material	109,521.04
	Univerzal D.o.o., Gornji Vakuf	Reconstruction material	80,745.21
	Hilana D.o.o., Srebrenik	Reconstruction material	66,309.01
	Em Company, Derventa	Reconstruction material	58,732.73
	Bh Legno D.o.o., Dobrovci, Srebrenik	Reconstruction material	48,979.32
	Hilana D.o.o., Srebrenik	Reconstruction material	48,612.50
	Most D.o.o., Zenica	Reconstruction material	46,295.84
	Economic, D.d., Vitez	Reconstruction material	41,444.41
	Bh Legno D.o.o., Dobrovci, Srebrenik	Reconstruction material	38,619.50
	Metalotehna, Tuzla	Reconstruction material	38,395.66
	Bh Legno D.o.o., Dobrovci, Srebrenik	Reconstruction material	37,140.84
	Jaf Jase 4, Srebrenik	Reconstruction material	33,450.95

**Direct Execution: Major equipment ordered during 2003  
(Individual Orders of USD 30,000 or more)**

Country of Procurement	Name of supplier	Description of goods (equipment)	Cost of order US dollars (1)
<b>Brazil</b>	Fiberq Equipamentos Ltda	Portable High Pressure, Dispenser	65,592.70
<b>Burundi</b>	Unitech	Edp Equipment	86,515.63
	Ets. P. Ngayabihema	Motors Yamaha Dt 125 - 17	60,348.88
	Microtec	Photocopier & Scanners	49,276.35
	Unitech	Office Equipment	43,228.85
	Librairie Saint Paul	Book Editing	32,177.54
<b>Croatia</b>	Dalekovod	Transmission Line Connectors	78,000.00
<b>Denmark</b>	lapso	Ink	330,750.00
	lapso	1 Toyota Land Cruiser Hard Top : 5 Toyota Hilux Pick Up	140,357.88
	Danimex	HF mobiles	115,128.40
	Kjaer & Kjaer	Nissan Vehicles	106,060.00
	lapso	Edp Equipement	79,077.43
	Danimex	VHF Radios	77,783.50
	lapso	2 Toyota Land Cruiser Hard Top	58,542.83
	lapso	20 Motos De Marque Yamaha 125	58,533.43
<b>Dominic Rep.</b>	Gbm Dominicana	It Equipment	39,000.00
<b>France</b>	Fisher Bioblock	Freeze Dryer	56,745.00
	Sicamex	Safety Equipment	52,817.84
	Tembat Technologie	Computers Equipment	49,000.00
	Sicamex	OHL Accessories	33,438.28
	SDMO	Spare Parts	32,820.83
<b>Georgia</b>	Mze Ltd.	Radio equipment	71,885.00
<b>Germany</b>	Seba	Test Vans	598,004.00
	ABB Near East	MCBs	583,700.00
	Boss Pro-Tech	Cable Laying Equipment	404,595.00
	HaverKamp	Blast Film	104,300.00
	HaverKamp	Blast Film	40,564.00
<b>Haiti</b>	Intermedia	Software Equipment It	133,528.00
<b>Honduras</b>	Reasa-merz Automotriz	Vehicles	106,951.61
	Farinter	Dotación De Pruebas De Carga Viral Para El Programa D	81,235.86
	Soluciones Integrales,S.a. (Solintsa)	Compra De Vectores	59,106.33
<b>Italy</b>	Tesmec	transmission Line Tools	210,600.00
<b>India</b>	Lanka Ashok Leyland	AL Tusker Chasses	45,312.00
	Industrial Stain Steel Fabrication	Dairy Equip.	42,625.00
<b>Israel</b>	Automotive Equipment	Vehicle	63,199.00
	Eithar Insurance Agency	Vehicle Insurance	57,618.00
	Hagor Company	Flack Jackets And Helmets	41,938.00
	Automotive Equipment	Vehicles	40,915.00
<b>Japan</b>	lapso	Mitsubishi Pajeros	101,847.00
	Sathosa Motors	Isuzu Trucks	45,754.00
	Toyoya Motor Co.	Land Cruiser	43,841.00
<b>Jordan</b>	ABB Near East	LV Cabinets	543,675.00
	ABB Near East	LV Cabinets	460,710.00
	JESCO	Generator Sets	426,802.00
	JESCO	Generator Sets	418,202.36
	Technical Co. For Oil and Power	transmission Line Tools	415,850.00
	S.E.T.I. Jordan	Cummins Spare Parts	260,871.00
	S.E.T.I. Jordan	Cummins Spare Parts	151,590.00
	S.E.T.I. Jordan	Cummins Spare Parts	90,516.95
	Orient House	Telescopic Rods	63,082.82
	Scientific & Medical Supplies Jordan	Compaq Desktops	57,600.00
	Jerusalem Technical Comp.	Forklift Truck	41,873.00
	Scientific & Medical Supplies Jordan	Compaq Desktops	33,600.00
	Scientific & Medical Supplies Jordan	Compaq Desktops	31,680.00
	Scientific & Medical Supplies Jordan	Compaq Desktops	31,680.00

**Direct Execution: Major equipment ordered during 2003  
(Individual Orders of USD 30,000 or more)**

Country of Procurement	Name of supplier	Description of goods (equipment)	Cost of order US dollars (1)
<b>Kenya</b>			
	Circuit Business Limited Navcom Kenya	It Equipment, Upgrading Local Lan & Pabx Mobile Hf Radios	41,710.00 30,717.00
<b>Kosovo</b>			
	Art House Company Ilir Canon	Ibm Rack Server Sweries 335 Photo Copy Canon Ir 1610, Hp Ink Jet Cp 1700 A3, Scan Jt	79,478.00 40,380.00
<b>Kuwait</b>			
	Saba Group	Containers	82,480.00
<b>Lebanon</b>			
	Younes Bros. Matelec Younes Bros. Jubaili Bros. Hassanein Jubaili Bros. Hassanein	Generators Distribution transformer Generators Generator Sets Generator Sets Generator Sets Generators	1,151,360.00 457,007.00 239,380.00 182,653.00 134,286.99 79,234.00 55,289.50
<b>Myanmar</b>			
	Mmw Enterprise Ltd. Taw Win Family Co., Ltd Hi-7 Lwin General Trading Myanmar Pipe & Accessories Company Parker Plastic Company Limited New Telesonic Kyaw Brothers Co Ltd	Urea Fertilizer 46% N, 50kg, 5000 Bag@Us\$ 12 Desk Type B, 1370 Mm X 400 Mm X 550 Mm, Hard Plastic Latrine Pan With Drain Pipe, 38,500 (2) Upvc Pipes Dia 3", Class 13.5, 1,450 Unit@ Us\$ Excrise Books 80 Pages, 250 Gsm, 21,288 Dozen @ Table 750mm X 1050mm X 750 Mm, Hard Wood, 1,100 Chicken Hezagonal Mesh (3' X 100') 20g, 1,400	60,000.00 50,000.00 44,660.00 39,666.20 38,318.40 34,100.00 33,250.00
<b>Netherlands</b>			
	Kemper Kemper Kemper	Perkins Spare Parts Perkins Spare Parts Perkins Spare Parts	222,261.00 151,374.45 60,512.84
<b>Nicaragua</b>			
	Corporación Roberto Terán, S.A. Auto-Nica, S.A.	Equipos médicos para hospitales Ambulancias	193,045.63 95,385.00
<b>Oman</b>			
	Saud Bahwan Saud Bahwan Saud Bahwan Saud Bahwan Saud Bahwan	Toyota Land Cruiser Seven Toyotas five Toyotas Toyota Land Cruiser Land Cruiser for UN-Secoord	232,224.00 232,224.00 148,100.00 102,200.00 30,556.00
<b>Palestine</b>			
	Palestine Resources Intermed Pal Sandouka Corporation Labs Electrical Medical Industrial	Trucks/Water Tankers Medical Equipment Medical Equipment Medical Equipment	1,011,524.00 205,678.00 167,195.00 73,790.00
<b>Paraguay</b>			
	De La Sobera Hnos Saiceca	Tractores agricolas	37,854.54
<b>Saudi Arabia</b>			
	Amarest SA	Lubricating Oil	206,400.00
<b>Sierra Leone</b>			
	Gibraltar Toyota	Toyota Landcruiser	35,849.00
<b>Somalia</b>			
	Amaal Services Salaama Trading Company Hargeisa Information Techn.	Computers, Typewriters And Printers Somalia Police Uniforms Computer Equipment	76,785.80 56,592.00 34,605.00
<b>Sri Lanka</b>			
	SoftLogic / ABC Computers	Scanners , PC's UPS	68,716.00
<b>Syria</b>			
	Syrian Cables Syrian Cables	LV Cables ABD Cables	166,487.00 101,260.00
<b>Sweden</b>			
	AB Volvo AB Volvo AB Volvo	Volvo Spare Parts Volvo Spare Parts Volvo Spare Parts	221,630.59 172,954.65 157,048.70
<b>Switzerland</b>			
	Avicomp Services AG	Tais/Ontos software	56,160.00
<b>Turkey</b>			
	Hascelik	ACSR Conductors	1,149,780.00

**Direct Execution: Major equipment ordered during 2003  
(Individual Orders of USD 30,000 or more)**

<b>Country of Procurement</b>	<b>Name of supplier</b>	<b>Description of goods (equipment)</b>	<b>Cost of order US dollars (1)</b>
<b>U.A.E</b>			
	Global Medcom	HIV/AIDS Lab Equipment and Test System	168,470.95
<b>United Kingdom</b>			
	Arun International	Generator	1,349,180.00
	ISSEE	Arms Destruction Equipment	120,667.00
	Codan	HF Mobiles for Habitat	37,272.24
	Vestguard	Body Armour For North Iraq	35,048.00
<b>U.S.A.</b>			
	International Dispensary Association	Medicine	885,912.36
	Gusmer Coporation	Portable High Pressure, Dispenser	287,896.76
	International Dispensary Association	Medicine	188,200.00
	New Life Management L.L.C.	Computers, office equipment and supplies	54,094.00
	Rappa Inc	Consultancy Implement Foam/Refrig Activi	35,451.57
<b>Yemen</b>			
	Noman Advertisement Co.	Office Supplies	51,627.00
	Yemen Computer Co. Ltd	IT	39,900.00
<b>Yugoslavia</b>			
	Spinnaker	Brand name IT equipment	152,824.15

**Direct Execution: Major Contracts for services placed during 2003**  
(Individual Contracts of USD 30,000 or more)

Country	Description of services	Name of subcontractor	Cost of contract US dollars
<b>Afganistan</b>			
	Afghans New Beginning Programme AFG/03/M05/ND/34	Afghan Technical Consultants - ATC	616,078.00
	Afghans New Beginning Programme AFG/03/M05/ND/34	Agency for Rehabilitation and Energy Conservation - AREA	616,078.00
	Mine Action Partnership Programme AFG/03/015	Afghan Technical Consultants - ATC	301,225.00
	Afghans New Beginning Programme AFG/03/M05/ND/34	Child Fund Afghanistans/Christian Children	278,305.00
	Voters Registration Project AFG/03/20	Afghan Media and Cultural Center "AINA"	151,940.00
	Institutional Capacity Building Support to MOWA Project	Barakey Construction Company	132,892.00
	Afghans New Beginning Programme AFG/03/M05/ND/34	Agency for Farming Support - AFS	76,150.00
	Institutional Support and Capacity Development Ministry	Afghan Women's Network - AWN	58,184.00
	Afghans New Beginning Programme AFG/03/M05/ND/34	Monitoring Evaluation and Training Agency - META	49,814.00
	Voters Registration Project AFG/03/20	ARMAN FM Limited	46,000.00
<b>Algeria</b>			
	Assistance à Justice	Groupe de cooperation international	45,337.00
<b>Argentina</b>			
	HIV/AIDS Prevention and Dissemination Activities	Fondo Global Proyecto 61	78,091.31
	HIV/AIDS Prevention and Dissemination Activities	Mecyt-7000/330 Proy, Vih/Sida	69,649.52
	HIV/AIDS Prevention and Dissemination Activities	Cruz Roja Argentina	63,747.34
	HIV/AIDS Prevention and Dissemination Activities	Savaglio/Tbwa Y Asoc. S.a.	56,397.63
	Workshop	Generon Consulting	50,000.00
	HIV/AIDS Prevention and Dissemination Activities	Cdnnya-programa De Prevencion	46,349.59
	HIV/AIDS Prevention and Dissemination Activities	Asoc. Civil Casa Del Peregrino	46,264.25
	HIV/AIDS Prevention and Dissemination Activities	Fundai/P 218	46,032.39
	HIV/AIDS Prevention and Dissemination Activities	Nexo Asociación Civil	39,889.46
	HIV/AIDS Prevention and Dissemination Activities	Ipades Proyecto 406 Fondo Globa	38,633.61
	HIV/AIDS Prevention and Dissemination Activities	Asociación Vida Infantil	37,188.19
	HIV/AIDS Prevention and Dissemination Activities	Programa Provincial De Ets/Sida	36,350.32
	HIV/AIDS Prevention and Dissemination Activities	Asociación Para La Asistencia A	34,934.05
	HIV/AIDS Prevention and Dissemination Activities	S.se.r.salud Sexual Y Reproducti.	34,131.37
	HIV/AIDS Prevention and Dissemination Activities	Comunidad Homosexual Argenti.	33,803.85
	HIV/AIDS Prevention and Dissemination Activities	Cruz Roja Argentina	33,639.44
	HIV/AIDS Prevention and Dissemination Activities	Giraudi/Barboni/Ramognini	33,581.91
	HIV/AIDS Prevention and Dissemination Activities	Fundación Habitar	33,094.80
	HIV/AIDS Prevention and Dissemination Activities	Central Trabaja. Argentinos	32,271.41
	HIV/AIDS Prevention and Dissemination Activities	Red De Pers. Viviendo Con Vih/Sida	32,186.92
	HIV/AIDS Prevention and Dissemination Activities	Asoc.mutual De Empleo Y Gestio	31,705.00
	HIV/AIDS Prevention and Dissemination Activities	Fundación Cor-pfg 200	31,635.33
	HIV/AIDS Prevention and Dissemination Activities	Consejo Argentino De Alcoholis	31,568.47
	HIV/AIDS Prevention and Dissemination Activities	Proyecto 150. Fondo Global De La	31,538.55
<b>Belgium</b>			
	Fees SIC installation	Care International	42,288.93
<b>Bosnia &amp; Herzegovina</b>			
	Reconstruction works (Dwellings)	Vrac, Srpski Most	128,257.95
	Reconstruction works (Dwellings)	Milan Pp, Vukosavlje	106,487.35
	Reconstruction works (Dwellings)	Prism Research, Sarajevo	89,829.76
	Reconstruction works (Dwellings)	Gradnja Mc, Srpski Brod	65,593.27
	Reconstruction works (Dwellings)	Visokogradnja Igp, Donji Vakuf	57,890.51
	Reconstruction works (Dwellings)	Vlasic Ii, Travnik	56,470.27
	Reconstruction works (Dwellings)	Gradnja Mont, Travnik	53,241.86
	Reconstruction works (Electrical supply system)	Orbiter, Tuzla	38,920.10
	Reconstruction works (Dwellings)	Gradina, Prozor	35,294.49
	Reconstruction works (Dwellings)	Gradnja Mont, Travnik	35,211.10
	Reconstruction works (Dwellings)	Ds Uniongradnja, Travnik	33,061.22
	Reconstruction works (Dwellings)	Konstruktor, Vitez	31,943.38
<b>Bulgaria</b>			
	Destruction of small arms	TEREM	99,984.00
	Early Warning Coordination	M3 Communications Group	87,528.00
	Early Warning Products	BBSS Gallup	74,365.00
<b>Canada</b>			
	Canada Study Tour related expenses	Canadian Bureau for International Education	32,315.23
<b>China</b>			
	Preparation of National Disaster Management Plan and Programme	Asian Disaster Pre[ardness Centre, Thiland	45,000.00
<b>Cote d'Ivoire</b>			
	Pour Le Recensement Et Identification des combattants	Sitef	608,794.80
<b>El Salvador</b>			
	Study	Fepade	44,471.05
	Workshops	Fundación María Escalón de Nuñez	32,136.00
	Creation of project "Youth House"	Acisam	30,186.00
<b>Ethiopia</b>			
	Imolementation of HIV/AIDS and gender study	MIZ-Hasab Research Center	85,201.62



**Direct Execution: Major Contracts for services placed during 2003**  
(Individual Contracts of USD 30,000 or more)

Country	Description of services	Name of subcontractor	Cost of contract US dollars
<b>Germany</b>	Assistance to the Auction Department of the Serbian Privatization Agen Indecon		99,808.00
<b>Guatemala</b>	Anual counterparts audit	Cervantes, Santos y Asociados	35,862.68
<b>Honduras</b>	Contratacion De Agencias De Publicidad Para li Fase	Adcom Ddb Needham De Honduras	75,984.68
<b>India</b>	Community based rain water harvesting through livelihood	District rural development agency, Nuapada District, Government of	156,424.51
	Community based rain water harvesting through livelihood	District rural development agency, Bolangir District, Government of	138,610.16
	Community based rain water harvesting through livelihood	District Rural development agency, Kalahandi District, Government of	127,469.74
<b>Indonesia</b>	Education	Government of North Maluku	473,477.68
	Rehabilitation of Electric	Gaya Tehnik	231,204.68
	Education	Mayorality of Ambon	199,927.39
	Promoting Reconciliation	Muhammadiyah	180,917.97
	Development and Production	Radio 68H - News Section	87,621.43
	Conflict Analysis and Local	Institute for Social Transformation	62,189.63
	Construction of Traditional	Semesta	31,428.58
	Comprehensive Sanitation	Department of Health	30,969.89
	Gamsungi Pajeko fishermen's	Department of Fisheries	30,277.31
<b>Iraq</b>	International Contracts Engineer	Nes	128,000.00
	International Contracts Engineer	Nes	128,000.00
	Dist Planning Eng	Adea	119,560.00
	Dist Planning Eng.	Adea	98,000.00
	T/L Enginner	Bea	97,416.67
	Mechanical Engineer Hydro	Smec	93,600.00
	T/L Project Mgr.	Lahmyer	87,360.00
	Dist. Planning Eng.	Adea	86,730.00
	Int'l Installation Eng.	Adea	84,280.00
	T/L PM	Adea	83,790.00
	Small Diesel Gen.	Nes	82,600.00
	Tech. Operations Manager	Apw	80,000.00
	Electrical Eng. - Hydro Plant	Confac	80,000.00
	Diesel O&M Eng.	Nes	75,000.00
	Int'l Installation Eng.	Adea	73,500.00
	PM SS	Adea	73,500.00
	Training Coordinator.SD	Smec	72,500.00
	T/L Senior Project Eng.	Smec	64,000.00
	Dist Rehabilitation Eng.	Sycon	62,000.00
	Dist. Rehabilitation Eng.	Adea	61,500.00
	Dist. Construction Supervisor	Apw	61,333.33
	T/L Project Manager	Adea	57,066.67
	SS Project Mgr.	Confac	56,000.00
	Sector Mgr. Tech. & Operations	Apw	54,114.32
	Dist. Construction Supervisor	Adea	52,920.00
	Dist. Rehabilitation Eng.	Adea	52,920.00
	PM Distribution	Adea	52,029.57
	PM Small Diesel	Smec	50,819.58
	T/L Senior Project Eng.	Lahmyer	50,800.00
	Dist. Planning & Coord. Eng.	Adea	49,980.00
	Dist. Construction Supervisor	Adea	49,490.00
	Dist. Planning Eng.	Adea	49,490.00
	SS Projrct Eng. - Large Diesel	Eltel	48,000.00
	Distribution PM	Eltel	48,000.00
	T/L Engineer	Adea	47,040.00
	Small Diesel PM	Smec	46,800.00
	SDG Engineer	Nes	45,866.67
	Specification Engineer	Nes	45,466.67
	Planning Enginner	Confac	45,333.33
	Dist. Rehab. Eng.	Adea	44,147.61
	Dist. Construction Supervisor	Smec	43,650.00
	Small Diesel Eng.	Smec	43,500.00
	Small Diesel Eng.	Nes	43,392.95
	Cable Inst. Eng - Dist.	Adea	40,751.64
	SS Project Eng.	Adea	39,960.00
	SCADA & Comm. Eng.	Nes	39,783.33
	SS Project Eng.	Adea	36,750.00
	T/L Project Engineer	Adea	32,450.67
	PM SS	Adea	31,863.33
	T/L Project Manager	Adea	31,863.33
	T/L Engineer	Bea	30,311.00

**Direct Execution: Major Contracts for services placed during 2003**  
(Individual Contracts of USD 30,000 or more)

Country	Description of services	Name of subcontractor	Cost of contract US dollars
<b>Kenya</b>			
	Reconciliation Somali Peace Talk	Novib	50,000.00
	Construction Of Irin Studio	Epsilon Engineering (Kenya)	39,000.00
<b>Kosovo</b>			
	Ribilding 52 houses for returnes	Umcor	388,545.00
	Stabilisation 21 families albanian	Drc	373,814.00
	IDP returnes Rahovec	H&Da	310,588.00
	Stabilisation,Tolerance	Care International	209,317.00
	Support to return serbs families	Europian Perspective	194,117.00
	Support to return serbs families	Europian Perspective	102,688.00
	Returns of the 21 minority families	Drc	90,685.00
	KPS Survey	Index Kosovo	82,329.00
	Municipal Household Survey in Kosovo	Index Kosovo	64,019.00
	Local area network for municipalities	Pronet	62,819.48
	Local area network for three municipalities	Pronet	39,066.00
	Local area network for two municipalities	Komtel	36,279.34
	Return of the Minority family	Pax Christie	32,088.00
		Prishtina Youth Centre	30,464.25
<b>Macadonia</b>			
	Research	Macadonia	105,508.00
<b>Nepal</b>			
	Training Manual & Conducting	Innovative Forum for Community	30,087.00
	Production of Documentary	Adventure ASIA	25,750.00
<b>Netherlands</b>			
	North Maluku Community	Consortium for Assistance to Refugees	449,925.30
	Consultancy for project management and human resource developmen	Roi	69,300.00
<b>Nicaragua</b>			
	Construction	Fernando Cárdenas Flores	37,190.61
	Construction	Daniel Castillo Moreira	93,942.21
	Construction	Eduardo Alonso Aguilar Rubio	131,195.60
	Construction	Miguel Angel Valdivia Oviedo	157,598.42
<b>Pakistan</b>			
	Upscaling	Waste Busters, Lahore, Pakistan in	50,000.00
<b>Philippines</b>			
	Finacial Services	Pasay City Government, Philippines	50,000.00
	Development	City Government of Island Garden City	50,000.00
	Upscaling	City Government of Naga, Philippines in cooperation	30,000.00
<b>Slovenia</b>			
	Training of the senior civil servants in policy making and managing orga	Faculty Of Administration Lubljana,Slovenia	61,317.00
<b>Somalia</b>			
	Disarmament, Demobilization	Gtz	225,000.00
	Sub-contract Demobilization	Saacid Ingo	150,000.00
	Macro/Socio Economic	Center For Research & Dialogue	69,895.00
	Construction Market/Mch/Police Station	Silec International	57,257.00
	Local Economic Development	Awdal Women Solidarity Group	50,000.00
	Ayaha Emergency Rehabilitation	Horn Engineering	49,960.00
	Construction Of Contamination Site	Ado Lngo	49,600.00
	Installation Of Vsat -har/Garowe	Redwings Company	48,000.00
	Macro/Socio Economic	Academy For Peace & Development	48,000.00
	Macro/Socio Economic	Puntland Development Research	47,372.00
	Feasibility Study For Abattoir	Grm International	40,540.00
	Extension Of Office Lease	Abdillahi Farah	39,600.00
	Installation Of Vsat Systems Mogadishu	Redwings Company	39,594.00
	Recruitment Of Consultant	Mike Bicker	37,000.00
	Rehabilitation Of Police Training	Sacacco	32,187.00
	Construction Of Police Station	Hatcc	30,731.58
<b>Switzerland</b>			
	Chief Technical Advisor	Andreas Schield	52,710.00
	Support to the field movement	World Health Organization	40,650.00
	(5 Instalments)	Foundation Swiss	302,549.00
	Victime Assistance	Foundation Swiss	30,000.00
	Mine Action Group (2inst)	Foundation Swiss	70,404.00
	SALW Survey of the SALW Situatation in Montenegro	Small Arms Survey	30,605.00
<b>Uganda</b>			
	Chief Technical Advisor	Astrid Thygesen	109,152.09

**Direct Execution: Major Contracts for services placed during 2003**  
**(Individual Contracts of USD 30,000 or more)**

<b>Country</b>	<b>Description of services</b>	<b>Name of subcontractor</b>	<b>Cost of contract US dollars</b>
<b>United Kingdom</b>			
	Awareness of the western European public administration	Cmps College UK	36,806.00
	Sub-contract Remittance Proj.	Kpmg	66,790.00
	Advocacy	Gotel	43,318.00
	Consultancy for functional review and organizational analysis	Bannock Consulting	75,700.00
<b>USA</b>			
	Medical and Reproductive	International Medical Corps	65,909.00
	Restoring Functional	International Medical Corps	241,634.00
	Housing & Related Infrastructure	UN-OPS	181,601.00
	Enhancing Teachers' Capacity	UNICEF	93,598.00
	Small Rehabilitation of School	World Vision Indonesia	38,178.00
	Supporting Stability, Return	Mercy Corps International	395,418.50
	Promoting Community Recovery	International Catholic Migration Commission	305,912.80
	Maluku Media Development	Media Development Loan Fund	174,576.50
	Renforcement des capacités du parlement	National Democratic Institute	158,537.00
	Management Audit	Deloitte And Touche	131,306.00
	Study	CIET International	173,800.00
<b>Yugoslavia</b>			
	National Aspiration Survey	Center for Policy Studies	32,356.00
	Construction of protected apartments	Group Granit	178,526.48
<b>Venezuela</b>			
	Pilot Observation	Fundación UCV	65,000.00

# PROJECT PERSONNEL

UNPD Funding



## SUMMARY OF PROJECT PERSONNEL BY NATIONALITY : 2003

UNDP FUNDING COUNTRY	(USD Thousand)											
	Int'l. Experts			National Experts			UN Volunteers			Fellowships		
	Total	Female	Cost	Total	Female	Cost	Total	Female	Cost	Total	Female	Cost
AFGHANISTAN	14	3	451.69	831	96	2,171.61	17	2	36.00			
ALBANIA	1	1	106.67	15	8	157.42	3	1	18.20	1		0.58
ALGERIA	3	1	98.94	59	7	333.86	2		42.25	653	150	118.20
ANDORRA												
ANGOLA	1	1	4.88	30		566.40	1		19.50			
ANTIGUA & BARBUDA				5	1	26.63	2	1	15.00	4	1	0.29
ARGENTINA	58	9	869.00	3,220	1,334	18,175.68	2		29.25	38	6	58.44
ARMENIA	1	1	9.60	188	59	267.52	1		39.00			
AUSTRALIA	48	11	1,403.69				38	20	822.76	4,132	3,201	66.25
AUSTRIA	6	1	43.43				6	2	29.25	18	6	68.20
AZERBAIJAN				158	26	376.30	2	1	39.00	2	1	2.10
BAHAMAS									2.97			
BAHRAIN				7	3	36.94						
BANGLADESH	2		90.40	272	44	2,306.41	16	3	173.31	36	5	28.25
BARBADOS	1		5.00	3	3	16.26				10	6	8.81
BELARUS	15	6	23.56	454	202	481.79						
BELGIUM	11	1	257.05				28	16	548.56	17	3	34.13
BELIZE												
BENIN	1		64.81	49	10	489.89	53	12	614.98			
BHUTAN				5		41.33	2	1	29.11	47	40	5.68
BOLIVIA	19	5	437.07	1,673	307	6,256.23	153	69	32.50	27	2	2.42
BOSNIA AND HERZEGOVINA				16	11	164.09	6	4	26.75			
BOTSWANA							10	4	59.38			
BRAZIL	61	23	229.58	1,859	725	43,912.37	14	7	158.06	2,028	197	8,477.01
BRUNEI DARUSSALAM												
BULGARIA	3	1	86.94	352	197	1,526.17	2		69.54	8	3	16.34
BURKINA FASO	4	1	373.97	37	12	444.00	22	7	244.61			
BURUNDI							45	15	351.62			
CAMBODIA				69	6	634.25	12	1	76.81	2		1.77
CAMEROON	1		257.91	59	15	239.82	10		140.45	1	1	2.68
CANADA	72	9	1,699.03				127	35	954.23	57	19	167.82
CAPE VERDE				34	8	146.89	1	1	3.25	4		12.53
CENTRAL AFRICAN REPUBLIC				13	3		1		6.50			
CHAD				8	1	22.38	4		140.53			
CHILE	38	11	485.48	532	281	3,031.35				42	8	185.93
CHINA	11	3	24.95	190	45	483.01	35	13	160.79	64	11	174.59
COLOMBIA	47	9	3,383.92	4,666	1,746	24,909.22	7	6	81.38	46	6	45.05
COMOROS	1		19.95	50	10	286.66	5		46.58			
CONGO				3	1	40.48	22	6	223.16			
CONGO, DEM. REP.							3		103.08			
COSTA RICA	40	16	900.80				4	1	117.50	21	3	115.36
COTE D'IVOIRE	4		162.93	19	7	164.78	6	1	167.18			
CROATIA							13	7	88.13	9	3	21.07
CUBA	11	4	117.20				4	2	26.00	69	31	110.81
CYPRUS										2		0.47
CZECH REPUBLIC	1		1.25	12	3	53.33	4	2	42.25	9	6	17.80
DENMARK	7	1	374.70				11	5	101.45	11	1	36.74
DJIBOUTI												
DOMINICA	1		40.53	13	3	145.90	3	1	21.89			
DOMINICAN REPUBLIC	2		53.05				2	1	2.50	19	7	19.28
DPR KOREA	12	1	130.68	1		6.90						
ECUADOR	19	1	309.88	75	29	572.15	23	8	302.53	91	17	9.93
EGYPT	18		793.64	1,378	473	10,521.41	6	1	112.45	88	11	184.96
EL SALVADOR	16	9	428.02	258	90	2,010.38	1	1	4.38	39	13	106.44
EQUATORIAL GUINEA							5		25.00			
ERITREA				15	1	63.45	1		26.00			
ESTONIA	6	5	52.89							17	5	26.34
ETHIOPIA	1	1	0.11	11	5	34.30	46	11	214.71	3		6.37
FIJI							1	1	6.50			
FINLAND	8	3	208.87				19	13	319.99			
FRANCE	60	10	1,368.99	1	1	9.16	24	11	368.85	124	31	725.58
GABON				6	2	37.44						
GAMBIA	1	1	26.28	16	1	48.28	13	2	258.58			
GEORGIA	1		4.81	146	51	772.05	1	1	31.16	32	11	21.64
GERMANY	28	5	776.20	1		25.26	14	6	160.12	184	43	708.45
GHANA	11	1	274.56	1		35.28	12	1	269.19	1		6.20
GREECE	3	1	71.98							5	1	14.18
GRENADA	1		8.00	11	1	112.61	8	2	40.00			
GUATEMALA	2,413	1,074	3,730.84	2,395	1,068	3,113.71	34	17	146.93	62	8	3.23
GUINEA	2		54.09	26	8	185.43	18		308.97			
GUINEA-BISSAU							2	1	22.75			
GUYANA	1	1	46.53	37	18	265.79	5	4	25.40	12	3	
HAITI	6	2	52.56	45	12	359.26	11	5	66.63	3	2	
HONDURAS	1		12.20	694	228	7,878.47	23	16	152.90	38	6	2,349.66
HUNGARY	1		2.64	18	10	248.92	2		39.00	23	8	64.16
ICELAND	2		9.52									
INDIA	359	41	2,642.66	299	127	695.42	271	52	1,467.25	61	10	123.11
INDONESIA	1		160.46	212	79	1,916.87	72	20	361.13	34	8	87.80
IRAN (ISLAMIC REPUBLIC OF)	1		1.99	72	12	169.86	1		31.16	6		1.97
IRAQ	2		11.45				6	4	127.86			
IRELAND	8	2	172.60				8	5	157.61			
ISRAEL	2	1	11.75						24.66	5	2	36.42
ITALY	23	8	455.98				30	18	347.66	61	20	666.32
JAMAICA	1	1	12.13	1		17.50						
JAPAN	12	4	111.00				21	11	538.63	27	7	84.32

## SUMMARY OF PROJECT PERSONNEL BY NATIONALITY : 2003

UNDP FUNDING COUNTRY	(USD Thousand)											
	Int'l. Experts			National Experts			UN Volunteers			Fellowships		
	Total	Female	Cost	Total	Female	Cost	Total	Female	Cost	Total	Female	Cost
JORDAN	10		210.62	132	56	792.24	12	6	76.68	41	4	43.10
KAZAKHSTAN				84	45	376.27	2		62.25	28	5	50.96
KENYA	6	2	267.01	13	5	253.20	292	96	1,191.10	32	20	358.13
KIRIBATI												
KUWAIT												
KYRGYZSTAN	4	3	17.47	150	95	34.14	65	31	349.75			
LAO P.D.R.				16	5	43.96	1		7.50	10	1	5.86
LATVIA	3	1	15.90	125	68	808.09				1		
LEBANON	3		65.37	209	113	3,880.28	13	8	88.90	41	6	20.98
LESOTHO				27	19	93.80	5	15	36.78	1	1	0.46
LIBERIA							3		74.64			
LIBYAN ARAB JAMAHIRIYA				1		6.03				1		0.41
LIECHTENSTEIN												
LITHUANIA	3	2	18.40	36	27	177.20	1	1	39.00	5		14.87
LUXEMBOURG	1		1.05				1		19.50			
MACEDONIA (TFYR)			9.16			69.77				2	2	2.08
MADAGASCAR	2		63.20	280	65	921.17	20	7	208.88			
MALAWI	1		76.00	31	5	185.18	69	15	359.91	2		
MALAYSIA	14	1	303.41	21	9	315.44	6	3	74.75	47	8	60.77
MALDIVES										1		
MALI	12	1	162.84	47	11	374.35	24	4	913.72	17	3	19.41
MALTA	2		28.75	2		27.30						
MARSHALL ISLANDS												
MAURITANIA				62	8	198.86	1		27.56			
MAURITIUS				3	2	69.62						
MEXICO	53	15	329.31	180	85	3,855.29	2		26.00	64	18	148.15
MICRONESIA (FED. STATES OF)												
MOLDOVA (REPUBLIC OF)				549	267	437.49				7,920	3,878	163.85
MONACO												
MONGOLIA	3		8.02	134	81	274.45	5	3	71.50	3		2.16
MOROCCO	1		96.00	37	7	285.24				27		90.73
MOZAMBIQUE	1		6.63				9	3	74.50			
MYANMAR	1		60.00				11	1	169.15	4		1.56
NAMIBIA				2	1	26.40			24.66			
NAURU												
NEPAL	5	1	215.20	105	9	1,303.58	44	4	912.28	21	3	21.53
NETHERLANDS	15	4	454.78	3		24.23	10	3	116.43	66	6	239.44
NEW ZEALAND	15	5	190.53				8	1	147.68	6		27.06
NICARAGUA	13	7	381.97	236	120	2,196.81	24	8	95.23	4	1	1.98
NIGER	1		50.40	151	24	1,167.30	22	6	340.14			
NIGERIA	2		16.43	1		48.62	20	6	513.27	1		
NORWAY	5	2	16.80				4		97.13	5	1	204.63
OMAN												
PALAU												
PAKISTAN	5		133.62	368	63	1,554.32	8		288.97	23	7	38.48
PANAMA	3		18.37	1,937	851	4,947.51				24	5	24.57
PAPUA NEW GUINEA				4		13.34	2	2	58.36			
PARAGUAY	5	4	14.53							17	2	9.34
PERU	47	12	603.06	6,555	1,964	42,549.15	7	1	101.00	2,581	1,534	2,997.38
PHILIPPINES	10	4	210.49	208	112	604.03	100	40	836.38	85	5	187.74
POLAND	2		15.03	5	2	134.77	1	1	6.50	3	2	2.44
PORTUGAL	4		38.84	2	1	24.76	12	6	74.75	15	3	60.73
QATAR												
REPUBLIC OF KOREA	3		7.50	26	6	257.89				19	3	39.62
ROMANIA	36	8	111.79	151	83	152.98	6	4	45.50	75	33	35.55
RUSSIAN FEDERATION	27	7	63.25	284	114	1,823.01	12	5	221.67	27	8	700.11
RWANDA							22	7	251.75			
SAMOA							2	1	7.50			
SAN MARINO												
SAO TOME & PRINCIPE				173	4	94.18						
SAUDI ARABIA				66		1,293.08	2		28.00			
SENEGAL	6		220.16	2	1	10.89	17	3	297.58	3		6.92
SEYCHELLES												
SIERRA LEONE							16	5	298.21	1	1	2.00
SINGAPORE	4		5.72							23		49.10
SLOVAKIA	1		3.22	27	15	136.61				1	1	1.54
SLOVENIA				10	3	123.51				2	1	0.69
SOLOMON ISLANDS							3		7.50			
SOMALIA				1	1	16.40	3		35.75	18		
SOUTH AFRICA	1		2.51				3	1	21.71	18	3	148.94
SPAIN	35	11	552.46	2		11.37	34	16	762.62	49	24	320.45
SRI LANKA	6		223.70	28	8	117.66	30	6	346.31	20	3	17.59
ST. KITTS & NEVIS				6	2	35.73	1	1	13.20			
ST. LUCIA	1		20.85	1		2.26				1		
ST. VINCENT & THE GRENADINE				5	1	46.20	5	5	93.95			
SUDAN	2		217.86	23		360.41	18	5	483.05			
SURINAME										6	1	
SWAZILAND				19	9	126.80						
SWEDEN	16	3	216.60				18	7	360.89	38	18	35.03
SWITZERLAND	13		175.75				31	14	54.00	42	4	122.31
SYRIAN ARAB REPUBLIC				141	28	708.17	12	2	100.38	2		
TAJIKISTAN	1		7.20	32	11	101.86	2	1	16.25	120	120	6.08
THAILAND	11	3	216.33	13	5	290.25	1		35.75	169	27	138.26
TIMOR-LESTE												
TOGO	1		4.74				21	7	329.07			

## SUMMARY OF PROJECT PERSONNEL BY NATIONALITY : 2003

UNDP FUNDING											(USD Thousand)		
COUNTRY	Int'l. Experts			National Experts			UN Volunteers			Fellowships			
	Total	Female	Cost	Total	Female	Cost	Total	Female	Cost	Total	Female	Cost	
TONGA										2			
TRINIDAD & TOBAGO				1	1	15.00				3	1	3.40	
TUNISIA	5		256.23	81	9	182.93				28	1	54.08	
TURKEY				66	20	1,597.69	8	4	37.76	129	34		
TURKMENISTAN				77	35	211.01	1	1	9.75				
TUVALU													
UNITED ARAB EMIRATES				1		5.26			65.17	7		4.26	
UGANDA	1	1	60.00	52	14	649.40	49	18	722.43	3		63.00	
UKRAINE	6		29.90				8	1	261.91	6	1	2.66	
UNITED KINGDOM	72	9	1,983.58	6	2	83.23	38	17	636.40	100	40	1,245.78	
UNITED REP. OF TANZANIA				60	19	744.04	25	11	520.17	1		1.77	
URUGUAY	24	11	196.34	890	375	5,284.35	1		22.75	10	3	8.21	
USA	186	53	3,105.34	5		75.95	28	19	462.96	236	68	1,755.92	
UZBEKISTAN				186	36	130.39	3	1	36.75				
VANUATU										1			
VENEZUELA	14	2	299.10	433	198	2,822.59	2	2	16.25	24	5	34.28	
VIET NAM	4		118.81	206	74	1,047.59	9	4	42.28	24	4	36.34	
YEMEN	14	2	264.06	231	37	3,132.89	16	5	238.39				
YUGOSLAVIA							6	3	39.63	2	2	0.54	
ZAMBIA				1		30.00	9	4	258.00	2	1	8.64	
ZIMBABWE	3		33.36				30	10	345.79	4	1	0.79	
<b>SUB-TOTAL</b>	<b>4,252</b>	<b>1,465</b>	<b>36,602.74</b>	<b>35,642</b>	<b>12,621</b>	<b>226,804.60</b>	<b>2,673</b>	<b>919</b>	<b>26,875.06</b>	<b>20,612</b>	<b>9,847</b>	<b>24,668.30</b>	
UNSPECIFIED COUNTRIES	4,251		91.12	4		16.79	52	19	95.88				
GLOBAL PROJECTS													
INTERREGIONAL PROJECTS													
ARAB COUNTRIES													
AFRICAN COUNTRIES													
ASIAN COUNTRIES													
EUROPEAN COUNTRIES													
LATIN AMERICA AND THE CARIE													
<b>GRAND-TOTAL</b>	<b>8,503</b>	<b>1,465</b>	<b>36,693.86</b>	<b>35,646</b>	<b>12,621</b>	<b>226,821.39</b>	<b>2,725</b>	<b>938</b>	<b>26,970.93</b>	<b>20,612</b>	<b>9,847</b>	<b>24,668.30</b>	
<b>INDUSTRIALIZED COUNTRIES:</b>	<b>679</b>	<b>151</b>	<b>13,764</b>	<b>304</b>	<b>118</b>	<b>2,077</b>	<b>522</b>	<b>230</b>	<b>7,328</b>	<b>5,227</b>	<b>3,507</b>	<b>7,320</b>	
Percentage	7.99%	10.31%	37.51%	0.85%	0.93%	0.92%	19.16%	24.52%	27.17%	25.36%	35.62%	29.67%	
<b>DEVELOPING COUNTRIES/ ECONOMIES IN TRANSITION:</b>	<b>3,573</b>	<b>1,314</b>	<b>22,839</b>	<b>35,338</b>	<b>12,503</b>	<b>224,728</b>	<b>2,151</b>	<b>689</b>	<b>19,547</b>	<b>15,385</b>	<b>6,340</b>	<b>17,348</b>	
Percentage	42.02%	89.69%	62.24%	99.14%	99.07%	99.08%	78.94%	73.45%	72.48%	74.64%	64.38%	70.33%	
<b>ARAB STATES</b>	<b>58</b>	<b>3</b>	<b>2,014</b>	<b>2,367</b>	<b>734</b>	<b>21,555</b>	<b>90</b>	<b>31</b>	<b>1,399</b>	<b>906</b>	<b>172</b>	<b>517</b>	
Percentage	0.68%	0.20%	5.49%	6.64%	5.82%	9.50%	3.30%	3.30%	5.19%	4.40%	1.75%	2.09%	
<b>AFRICAN COUNTRIES</b>	<b>64</b>	<b>9</b>	<b>2,203</b>	<b>1,301</b>	<b>271</b>	<b>7,799</b>	<b>937</b>	<b>279</b>	<b>10,056</b>	<b>96</b>	<b>31</b>	<b>638</b>	
Percentage	0.75%	0.61%	6.00%	3.65%	2.15%	3.44%	34.39%	29.74%	37.28%	0.47%	0.31%	2.59%	
<b>ASIA &amp; PACIFIC</b>	<b>466</b>	<b>57</b>	<b>5,006</b>	<b>3,080</b>	<b>781</b>	<b>14,248</b>	<b>649</b>	<b>157</b>	<b>5,200</b>	<b>702</b>	<b>135</b>	<b>1,022</b>	
Percentage	5.48%	3.89%	13.64%	8.64%	6.19%	6.28%	23.82%	16.74%	19.28%	3.41%	1.37%	4.14%	
<b>EUROPE &amp; CIS</b>	<b>87</b>	<b>28</b>	<b>545</b>	<b>2,859</b>	<b>1,274</b>	<b>8,567</b>	<b>137</b>	<b>64</b>	<b>1,298</b>	<b>8,397</b>	<b>4,116</b>	<b>452</b>	
Percentage	1.02%	1.91%	1.49%	8.02%	10.09%	3.78%	5.03%	6.82%	4.81%	40.74%	41.80%	1.83%	
<b>LATIN AMERICA &amp; THE CARIBBI</b>	<b>2,898</b>	<b>1,217</b>	<b>13,071</b>	<b>25,731</b>	<b>9,443</b>	<b>172,558</b>	<b>338</b>	<b>158</b>	<b>1,594</b>	<b>5,284</b>	<b>1,886</b>	<b>14,720</b>	
Percentage	34.08%	83.07%	35.62%	72.18%	74.82%	76.08%	12.40%	16.84%	5.91%	25.64%	19.15%	59.67%	
<b>OTHERS</b>	<b>4,251</b>		<b>91.12</b>	<b>4</b>		<b>16.79</b>	<b>52</b>	<b>19</b>	<b>95.88</b>				
Percentage	49.99%		0.25%	0.01%		0.01%	1.91%	2.03%	0.36%				

# **PROCUREMENT FROM DAC MEMBER COUNTRIES**



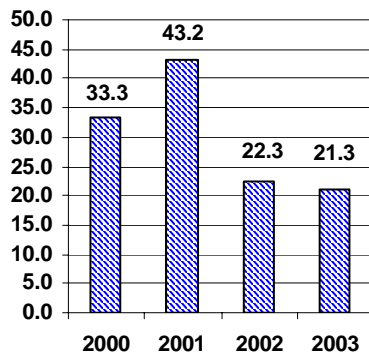


<b>Share of Total Procurement Value 2003</b>			
<b>Goods &amp; Services</b>			
UN SYSTEM	USD	21.3 mill.	0.42 %
UNDP	USD	0.1 mill.	0.01 %
<b>Contribution to UNDP Regular Resources 2002</b>			
	USD	4.7 mill.	

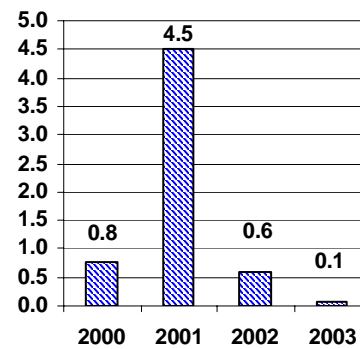
**1. Procurement Trend**

(USD Millions)

UN SYSTEM (All Sources of Funding)



UNDP Funding



	2000	2001	2002	2003
Goods	16.2	23.4	11.6	14.9
Services	17.0	19.8	10.7	6.4
<b>Total</b>	<b>33.3</b>	<b>43.2</b>	<b>22.3</b>	<b>21.3</b>

	2000	2001	2002	2003
Goods	0.5	0.7	0.6	0.05
Services	0.3	3.8	0.0	0.05
<b>Total</b>	<b>0.8</b>	<b>4.5</b>	<b>0.6</b>	<b>0.1</b>

**2. Procurement by Agency of Goods & Services**

(USD Millions)

WFP	8.8
UN/PD	8.4
UNICEF	3.1
IAEA	0.3
FAO	0.2
WHO	0.1
WIPO	0.1
Others	0.3

**Total: 21.3**

**3. Commonly Procured Goods & Services**

**Goods**

- Telecommunications Equipment
- Medical Equipment
- Pharmaceuticals
- Scientific Instruments
- Refrigeration Systems
- Solar Panels

**Services**

- Feasibility Studies
- Energy Planning
- Power Transmission & Distribution

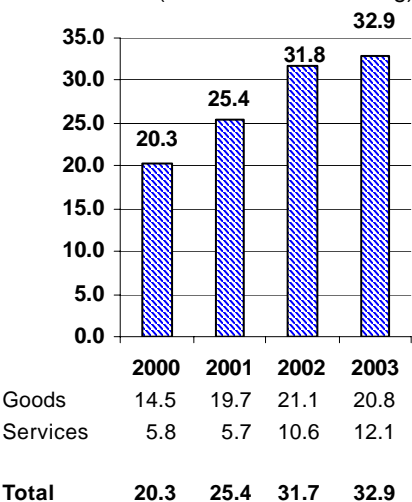


Share of Total Procurement Value 2002			
<b>Goods &amp; Services</b>			
UN SYSTEM	USD	32.9 mill.	0.65 %
UNDP	USD	0.2 mill.	0.03 %
<b>Contribution to UNDP Regular Resources 2002</b>			
	USD	1.3 mill.	

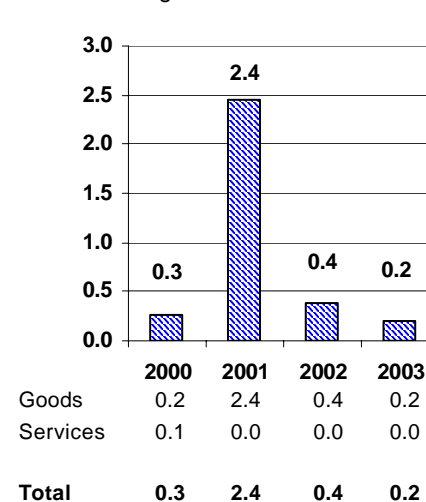
**1. Procurement Trend**

(USD Millions)

UN SYSTEM (All Sources of Funding)



UNDP Funding



**2. Procurement by Agency of Goods & Services**

(USD Millions)

IAEA	18.2
UNOV	5.8
WFP	3.6
UN/PD	2.5
FAO	0.9
UNIDO	0.9
UNICEF	0.6
WHO	0.2
IAPSO	0.2
WIPO	0.1
Others	0.1
<b>Total:</b>	<b>32.9</b>

**3. Commonly Procured Goods & Services**

**Goods**

- Pharmaceuticals
- Water Metering System
- Office Supplies
- Medical Supplies

**Services**

- Agro Forestry
- Training & Transfer of Technology
- Engineering Designs

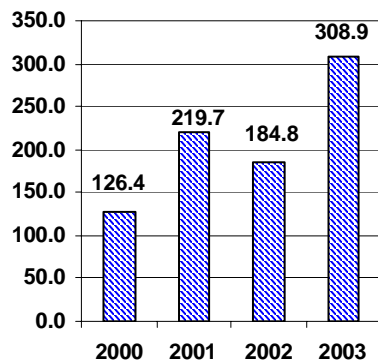


<b>Share of Total Procurement Value 2002</b>			
<b>Goods &amp; Services</b>			
UN SYSTEM	USD 308.9 mill.	6.08 %	
UNDP	USD 0.1 mill.	0.01 %	
<b>Contribution to UNDP Regular Resources 2002</b>			
	USD 12.9 mill.		

**1. Procurement Trend**

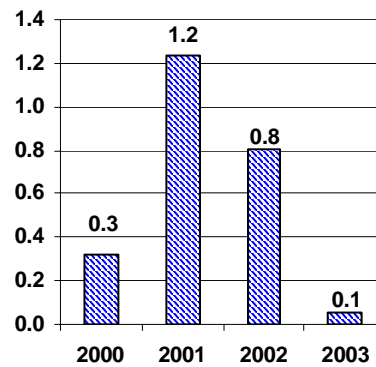
(USD Millions)

UN SYSTEM (All Sources of Funding)



	2000	2001	2002	2003
Goods	123.7	216.2	175.2	306.6
Services	2.7	3.5	2.7	2.3
<b>Total</b>	<b>126.4</b>	<b>219.7</b>	<b>177.9</b>	<b>308.9</b>

UNDP Funding



	2000	2001	2002	2003
Goods	0.3	1.1	0.1	0.05
Services	0.0	0.1	0.7	0.05
<b>Total</b>	<b>0.3</b>	<b>1.2</b>	<b>0.8</b>	<b>0.1</b>

**2. Procurement by Agency of Goods & Services**

(USD Millions)

UNICEF	176.9
PAHO	41.3
WFP	29.2
FAO	25.4
UNFPA	20.0
WHO	5.3
UNRWA	3.3
UNOPS	2.9
UN/PD	2.5
WIPO	1.0
IAEA	0.3
ICAO	0.2
UNHCR	0.1
UNIDO	0.1
UNOG	0.1
UNESCO	0.1
Others	0.1

**Total: 308.9**

**3. Commonly Procured Goods & Services**

**Goods**

- Communications Equipment
- Pharmaceuticals
- Office Supplies & Equipment
- Medical Supplies
- Water Pumps
- Water Test Kits
- Motor Vehicle Parts

**Services**

- Environmental Consultancies
- Insurance Services

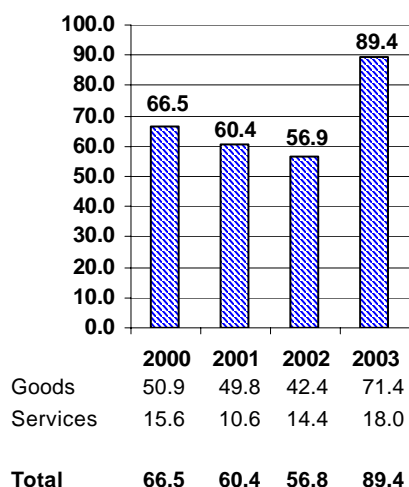


<b>Share of Total Procurement Value 2002</b>			
<b>Goods &amp; Services</b>			
UN SYSTEM	USD	89.4 mill.	1.76 %
UNDP	USD	1.8 mill.	0.21 %
<b>Contribution to UNDP Regular Resources 2002</b>			
	USD	38.8 mill.	

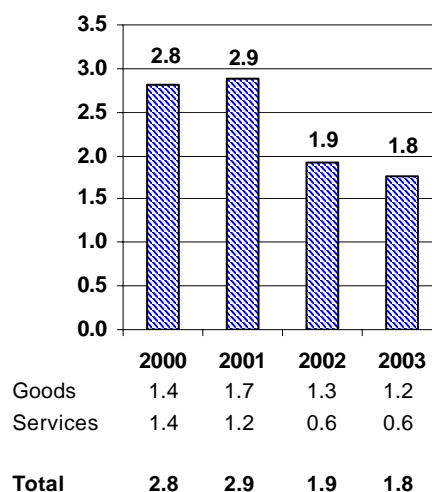
**1. Procurement Trend**

(USD Millions)

UN SYSTEM (All Sources of Funding)



UNDP Funding



**2. Procurement by Agency of Goods & Services**

(USD Millions)

WFP	55.3
UN/PD	8.3
UNHCR	6.8
UNICEF	6.2
UNFPA	2.5
UNIDO	2.2
IAEA	1.9
UNESCO	1.4
PAHO	1.1
UNOPS	1.0
IAPSO	0.8
FAO	0.7
ICAO	0.5
NEX	0.4
UNOG	0.1
DEX	0.1
WHO	0.1
Others	0.1
<b>Total:</b>	<b>89.4</b>

**3. Commonly Procured Goods & Services**

**Goods**

- Audio Visual Equipment
- Aviation Security Equipment
- Contraceptives
- Computer Equipment
- Food Items
- Pharmaceuticals
- Water Piping

**Services**

- Air Chartering
- Energy Planning
- Printing Services
- Waste Water Treatment

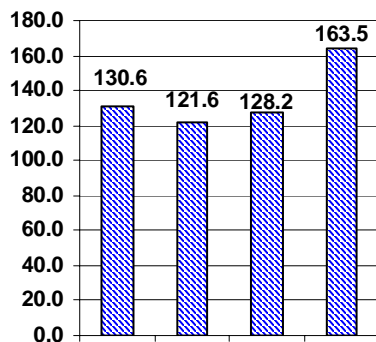


<b>Share of Total Procurement Value 2002</b>		
<b>Goods &amp; Services</b>		
UN SYSTEM	USD 163.5 mill.	3.22 %
UNDP	USD 20.4 mill.	2.47 %
<b>Contribution to UNDP Regular Resources 2002</b>		
	USD 55.3 mill.	

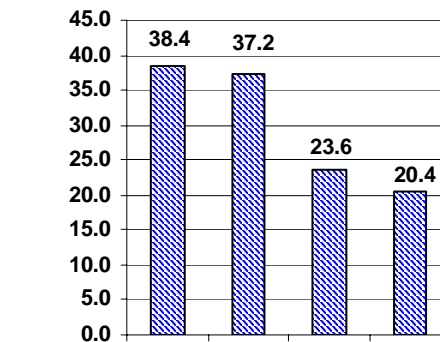
**1. Procurement Trend**

(USD Millions)

UN SYSTEM (All Sources of Funding)



UNDP Funding



	2000	2001	2002	2003
Goods	107.3	112.1	106.8	147.3
Services	23.3	9.5	21.4	16.2
<b>Total</b>	<b>130.6</b>	<b>121.6</b>	<b>128.2</b>	<b>163.5</b>

	2000	2001	2002	2003
Goods	38.3	35.8	11.1	16.4
Services	0.1	1.4	12.4	4.0
<b>Total</b>	<b>38.4</b>	<b>37.2</b>	<b>23.6</b>	<b>20.4</b>

**2. Procurement by Agency of Goods & Services**

(USD Millions)

UNICEF	39.7
WFP	27.5
UN/PD	22.3
IAPSO	21.4
UNOPS	20.2
UNHCR	10.5
NEX	6.9
WHO	6.0
FAO	3.5
UNRWA	2.1
UNFPA	1.6
DEX	0.6
IAEA	0.4
UNESCO	0.3
UNON	0.1
IFAD	0.1
PAHO	0.1
Others	0.1

**Total: 163.5**

**3. Commonly Procured Goods & Services**

**Goods**

- Computer Equipment
- Computer Network Equipment
- Air Conditioning Equipment
- Hydraulic Equipment
- Medical Supplies
- Office Supplies
- Refrigeration Equipment

**Services**

- Environmental Consultancies
- Training of Project Personnel & Technical Assistance
- Maintenance & Repair Services
- Freight Forwarding
- Insurance

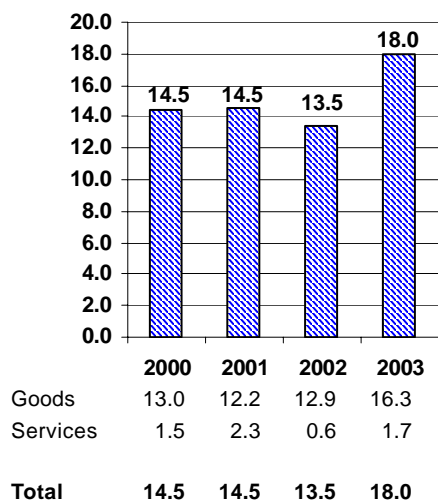


Share of Total Procurement Value 2002			
<b>Goods &amp; Services</b>			
UN SYSTEM	USD	18.0 mill.	0.35 %
UNDP	USD	0.1 mill.	0.01 %
<b>Contribution to UNDP Regular Resources 2002</b>			
	USD	14.5 mill.	

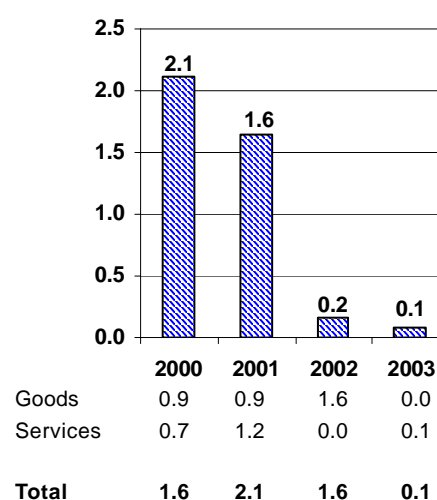
**1. Procurement Trend**

(USD Millions)

UN SYSTEM (All Sources of Funding)



UNDP Funding



**2. Procurement by Agency of Goods & Services**

(USD Millions)

UNICEF	6.3
FAO	2.7
WHO	2.1
ICAO	1.8
UN/PD	1.4
UNIDO	1.3
WMO	0.7
UNFPA	0.5
UNOPS	0.3
WFP	0.2
ITU	0.1
IAEA	0.1
UNHCR	0.1
NEX	0.1
UNOV	0.1

**Total: 18.0**

**3. Commonly Procured Goods & Services**

**Goods**

- Contraceptives
- Laboratory Equipment
- Medical Equipment
- Paper
- Oral Rehydration Solutions
- Refrigeration Equipment
- Water Filters

**Services**

- Printing Services
- Catering Services
- Environmental Planning

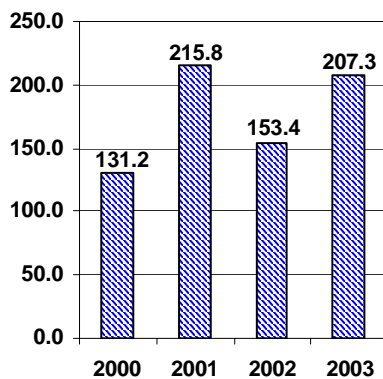


Share of Total Procurement Value 2002	
<b>Goods &amp; Services</b>	
UN SYSTEM	USD 207.3 mill. 4.08 %
UNDP	USD 3.1 mill. 0.38 %
<b>Contribution to UNDP Regular Resources 2002</b>	
	USD 18.3 mill.

**1. Procurement Trend**

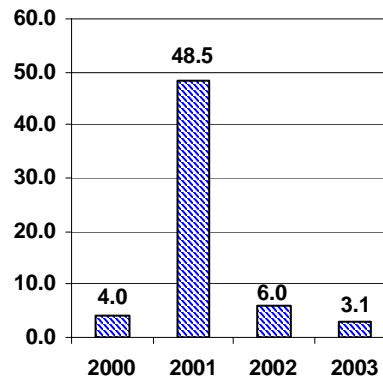
(USD Millions)

UN SYSTEM (All Sources of Funding)



	2000	2001	2002	2003
Goods	106.6	172.6	124.5	195.5
Services	24.6	43.2	25.2	11.8
<b>Total</b>	<b>131.2</b>	<b>215.8</b>	<b>149.7</b>	<b>207.3</b>

UNDP Funding



	2000	2001	2002	2003
Goods	2.5	16.2	4.6	2.9
Services	1.5	32.3	1.4	0.2
<b>Total</b>	<b>4.0</b>	<b>48.5</b>	<b>6.0</b>	<b>3.1</b>

**2. Procurement by Agency of Goods & Services**

(USD Millions)

UNICEF	79.4
PAHO	46.2
UN/PD	31.8
WFP	14.0
UNOPS	7.3
WHO	5.5
FAO	3.7
UNHCR	2.7
UNOG	2.6
NEX	2.4
IAEA	2.3
WIPO	1.5
UNIDO	1.4
ICAO	1.3
UNESCO	1.3
WMO	1.1
UNFPA	1.1
IAPSO	0.7
DEX	0.3
UNRWA	0.2
ITC	0.2
ITU	0.2
UNON	0.1

**Total: 207.3**

**3. Commonly Procured Goods & Services**

**Goods**

- Aviation Supplies
- Chemicals
- Electrical equipment
- Food Items
- Pharmaceuticals
- Vehicles
- Water Pumps

**Services**

- Management Consultancies
- EDP Counsultancies
- Environment & Industrial Pollution Counsultancies
- Printing Services

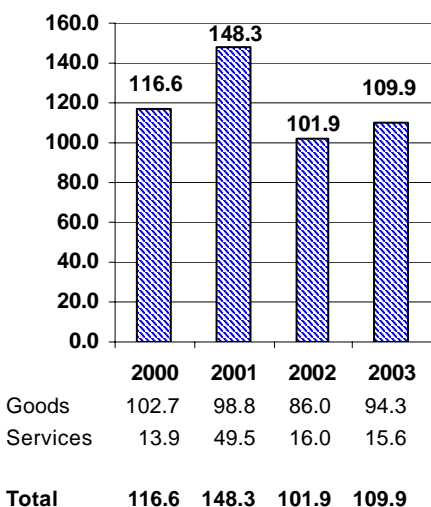


Share of Total Procurement Value 2002		
<b>Goods &amp; Services</b>		
UN SYSTEM	USD 109.9 mill.	2.16 %
UNDP	USD 6.0 mill.	0.73 %
<b>Contribution to UNDP Regular Resources 2002</b>		
	USD 28.3 mill.	

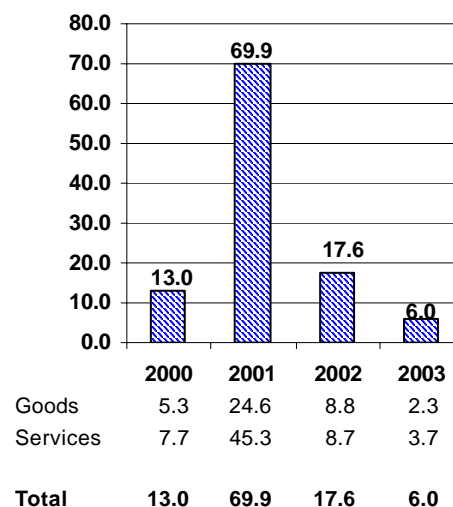
**1. Procurement Trend**

(USD Millions)

UN SYSTEM (All Sources of Funding)



UNDP Funding



**2. Procurement by Agency of Goods & Services**

(USD Millions)

WHO	21.6
UNICEF	14.6
UN/PD	9.3
UNV	9.3
IAEA	8.6
ICAO	7.8
UNFPA	6.4
UNOPS	5.8
DEX	5.2
UNHCR	5.0
UNON	3.9
WFP	3.0
UNIDO	3.0
WIPO	1.3
UNESCO	1.2
FAO	0.7
PAHO	0.7
UNRWA	0.6
WMO	0.4
NEX	0.4
IAPSO	0.4
ILO	0.3
UNOG	0.2
UNOV	0.2
Others	0.1

**Total: 109.9**

**3. Commonly Procured Goods & Services**

**Goods**

- Contraceptives
- Laboratory Equipment
- Medical Equipment
- Ozone Depleting Substances Phase-out Equipment
- Pharmaceuticals
- Vehicles

**Services**

- Printing Services
- Environmental Management Consultancies
- EDP Consultancies



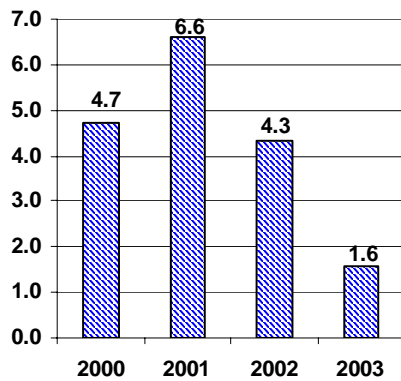


<b>Share of Total Procurement Value 2002</b>			
<b>Goods &amp; Services</b>			
UN SYSTEM	USD	1.6 mill.	0.03 %
UNDP	USD	0.1 mill.	0.01 %
<b>Contribution to UNDP Regular Resources 2002</b>			
	USD	0.7 mill.	

**1. Procurement Trend**

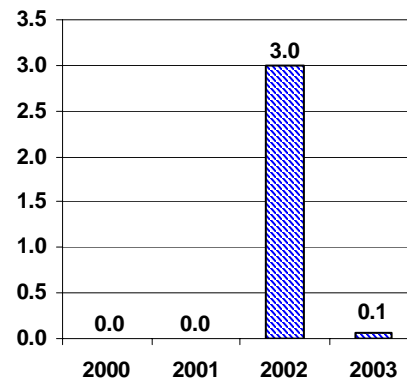
(USD Millions)

UN SYSTEM (All Sources of Funding)



	2000	2001	2002	2003
Goods	0.2	6.6	4.2	1.6
Services	4.5	0.0	0.1	0.0
<b>Total</b>	<b>4.7</b>	<b>6.6</b>	<b>4.3</b>	<b>1.6</b>

UNDP Funding



	2000	2001	2002	2003
Goods	0.0	0.0	3.0	0.1
Services	0.0	0.0	0.0	0.0
<b>Total</b>	<b>0.0</b>	<b>0.0</b>	<b>3.0</b>	<b>0.1</b>

**2. Procurement by Agency of Goods & Services**

(USD Millions)

FAO	1.2
UNHCR	0.1
UNOPS	0.1
NEX	0.1
Others	0.2
<b>Total:</b>	<b>1.6</b>

**3. Commonly Procured Goods & Services**

**Goods**

- Power Cables
- Agricultural Equipment
- Electrical Equipment
- Water Storage Tanks

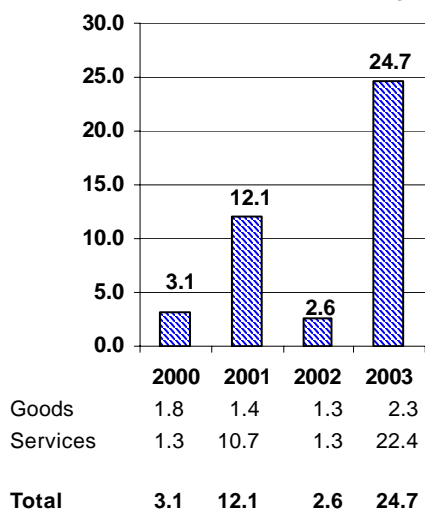


<b>Share of Total Procurement Value 2002</b>			
<b>Goods &amp; Services</b>			
UN SYSTEM	USD	24.7 mill.	0.49 %
UNDP	USD	0.3 mill.	0.04 %
<b>Contribution to UNDP Regular Resources 2002</b>			
	USD	14.0 mill.	

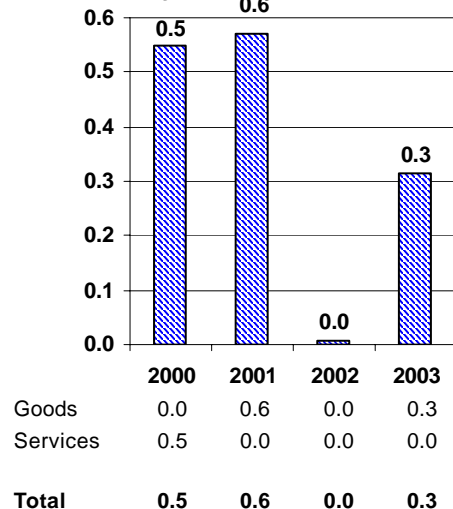
**1. Procurement Trend**

(USD Millions)

UN SYSTEM (All Sources of Funding)



UNDP Funding



**2. Procurement by Agency of Goods & Services**

(USD Millions)

UN/PD	21.8
UNICEF	1.0
UNHCR	0.8
WHO	0.5
NEX	0.2
UNOG	0.1
UNRWA	0.1
PAHO	0.1
Others	0.1
<b>Total:</b>	<b>24.7</b>

**3. Commonly Procured Goods & Services**

**Goods**

- Computers
- Pharmaceuticals
- Plastic Pipes

**Services**

- Agriculture & Rural Development
- Printing Services



**Share of Total Procurement Value 2002**

**Goods & Services**

UN SYSTEM USD 229.0 mill. 4.50 %  
 UNDP USD 2.5 mill. 0.30 %

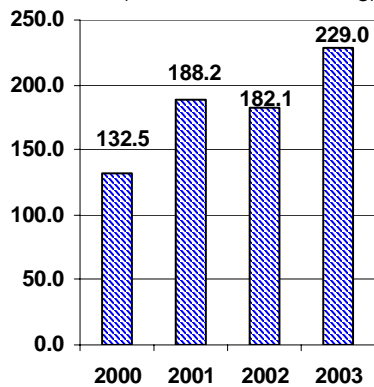
**Contribution to UNDP Regular Resources 2002**

USD 16.3 mill.

**1. Procurement Trend**

(USD Millions)

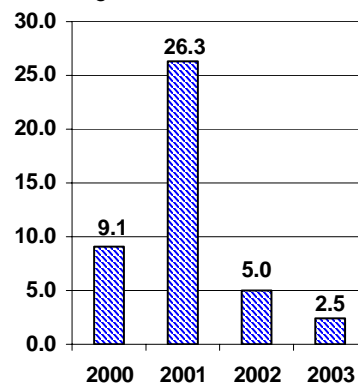
UN SYSTEM (All Sources of Funding)



Goods	78.9	139.3	136.1	186.5
Services	53.6	48.9	45.9	42.5

**Total** 132.5 188.2 182.0 229.0

UNDP Funding



Goods	7.3	24.6	4.5	2.3
Services	1.7	1.7	0.5	0.2

**Total** 9.1 26.3 0.5 2.5

**2. Procurement by Agency of Goods & Services**

(USD Millions)

UNICEF	51.2
FAO	43.8
WFP	40.4
UN/PD	34.8
PAHO	27.3
ICAO	11.5
UNOPS	3.6
UNIDO	3.5
WHO	2.5
IFAD	2.1
UNESCO	1.8
DEX	1.8
UNON	1.5
UNOG	1.0
UNRWA	0.9
IAEA	0.8
NEX	0.5
UNHCR	0.2

**Total:** 229.0

**3. Commonly Procured Goods & Services**

**Goods**

- Agricultural Equipment
- Food Items
- Mining Equipment & Drilling Rigs
- Pharmaceuticals
- Ozone Depleting Substances Phaseout Equipment
- Water Pumps

**Services**

- EDP Consultancies
- Engineering Consultancies
- Freight Forwarding
- Insurance Services
- Printing Services

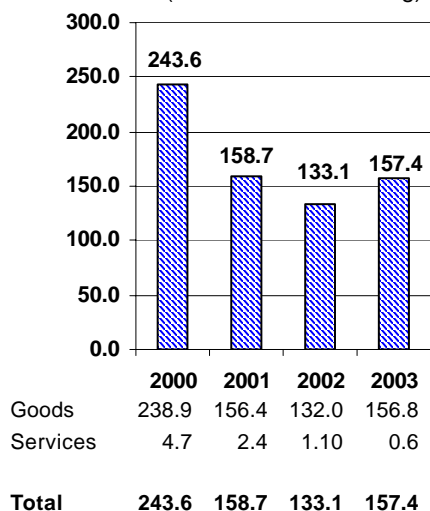


<b>Share of Total Procurement Value 2002</b>		
<b>Goods &amp; Services</b>		
UN SYSTEM	USD 157.4 mill.	3.09 %
UNDP	USD 16.4 mill.	1.99 %
<b>Contribution to UNDP Regular Resources 2002</b>		
	USD 86.8 mill.	

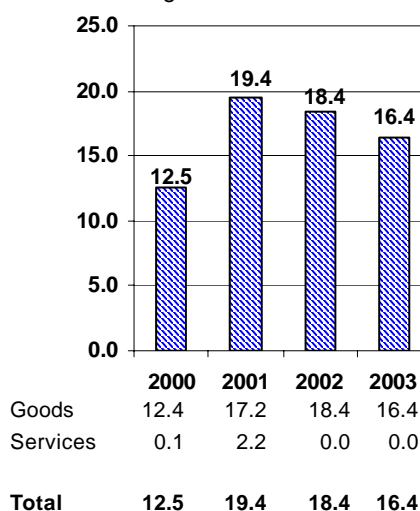
**1. Procurement Trend**

(USD Millions)

UN SYSTEM (All Sources of Funding)



UNDP Funding



**2. Procurement by Agency of Goods & Services**

(USD Millions)

IAPSO	37.9
UN/PD	32.0
WFP	26.5
UNICEF	20.2
WHO	9.9
NEX	7.6
UNOPS	5.4
UNHCR	5.3
UNFPA	2.8
WIPO	1.7
UNESCO	1.5
FAO	1.4
DEX	1.3
PAHO	1.1
IAEA	0.9
UNRWA	0.8
ILO	0.4
UNIDO	0.2
UNOG	0.1
UNON	0.1
WMO	0.1
Others	0.2

**Total: 157.4**

**3. Commonly Procured Goods & Services**

**Goods**

- Audio Visual Equipment
- Earth Moving Equipment
- Electrical Equipment
- Iron & Steel Products
- Medical Supplies
- Rubber Tyres & Tubes
- Vehicles

**Services**

- Repair & Maintenance of Rice Mills

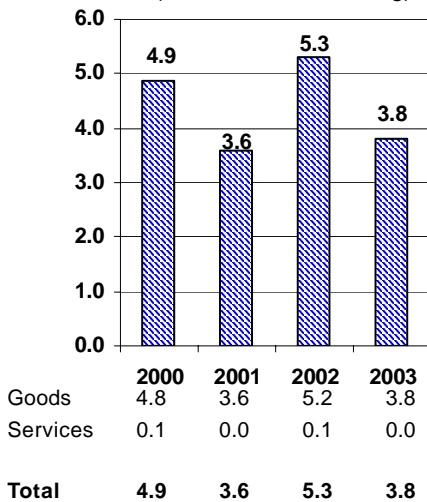


<b>Share of Total Procurement Value 2001</b>			
<b>Goods &amp; Services</b>			
UN SYSTEM	USD	3.8 mill.	0.07 %
UNDP	USD	0.0 mill.	0.0 %
<b>Contribution to UNDP Regular Resources 2001</b>			
	USD	0.1 mill.	

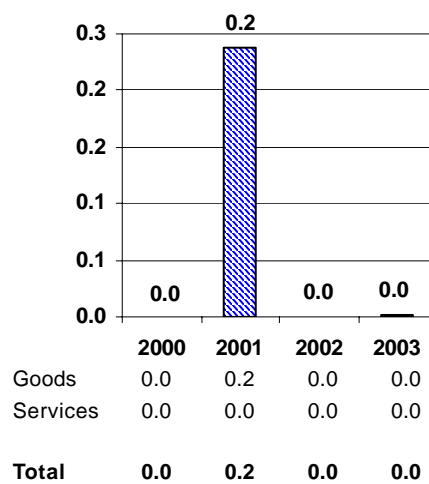
**1. Procurement Trend**

(USD Millions)

UN SYSTEM (All Sources of Funding)



UNDP Funding



**2. Procurement by Agency of Goods & Services**

(USD Millions)

UNICEF	3.6
WHO	0.1
Others	0.1
<b>Total:</b>	<b>3.8</b>

**3. Commonly Procured Goods & Services**

**Goods**

- Refrigeration Systems
- Relief Items
- Water Supply

**Services**

- Training

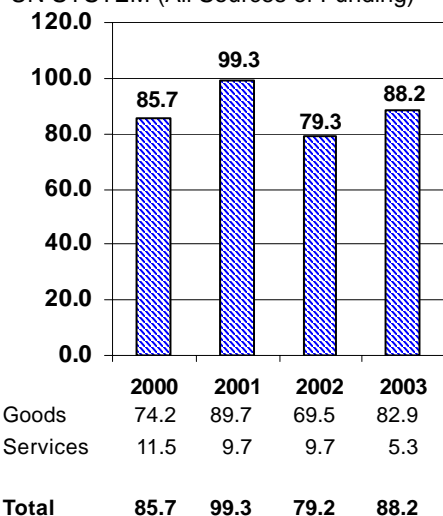


<b>Share of Total Procurement Value 2001</b>		
<b>Goods &amp; Services</b>		
UN SYSTEM	USD	88.2 mill. 1.74 %
UNDP	USD	3.7 mill. 0.45 %
<b>Contribution to UNDP Regular Resources 2001</b>		
	USD	85.9 mill.

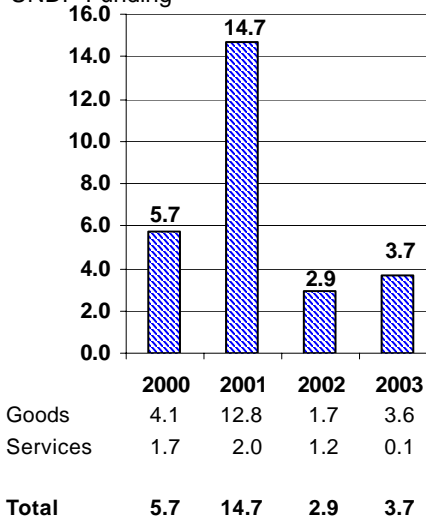
**1. Procurement Trend**

(USD Millions)

UN SYSTEM (All Sources of Funding)



UNDP Funding



**2. Procurement by Agency of Goods & Services**

(USD Millions)

WFP	19.5
WHO	16.5
UNFPA	10.0
IAPSO	9.7
UN/PD	7.1
UNRWA	5.0
UNOPS	4.9
FAO	3.6
UNICEF	3.3
PAHO	2.7
IAEA	2.2
NEX	1.8
UNOG	0.5
UNHCR	0.5
DEX	0.5
UNIDO	0.3
WMO	0.1
Others	0.1
<b>Total:</b>	<b>88.2</b>

**3. Commonly Procured Goods & Services**

**Goods**

- Agricultural Chemicals
- Automotive Workshop Equipment
- Electrical Equipment
- Fishing Equipment
- Pharmaceuticals
- Salt Iodization Equipment
- Office Supplies

**Services**

- Aircraft Maintenance
- Education and Training
- Printing Services
- Transportation
- Urban Development

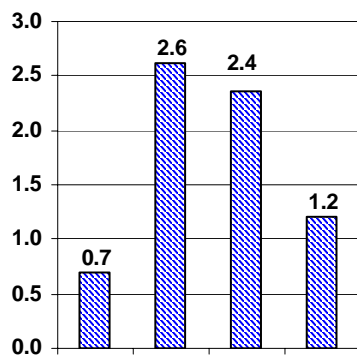


<b>Share of Total Procurement Value 2002</b>			
<b>Goods &amp; Services</b>			
UN SYSTEM	USD	1.2 mill.	0.02 %
UNDP	USD	0.0 mill.	0.00%
<b>Contribution to UNDP Regular Resources 2002</b>			
	USD	3.4 mill.	

**1. Procurement Trend**

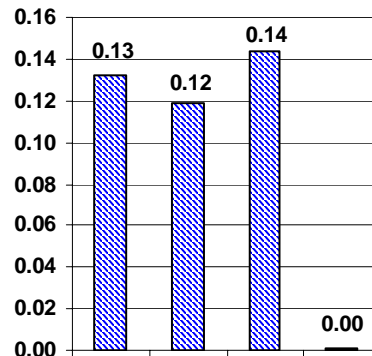
(USD Millions)

UN SYSTEM (All Sources of Funding)



	2000	2001	2002	2003
Goods	0.3	2.4	2.1	0.8
Services	0.4	0.2	0.3	0.4
<b>Total</b>	<b>0.7</b>	<b>2.6</b>	<b>2.4</b>	<b>1.2</b>

UNDP Funding



	2000	2001	2002	2003
Goods	0.0	0.1	0.1	0.0
Services	0.1	0.0	0.0	0.0
<b>Total</b>	<b>0.13</b>	<b>0.12</b>	<b>0.14</b>	<b>0.0</b>

**2. Procurement by Agency of Goods & Services**

(USD Millions)

UN/PD	0.9
FAO	0.2
WMO	0.1

**Total: 1.2**

**3. Commonly Procured Goods & Services**

**Goods**

- Dairy Products
- Meat
- Medical Supplies

**Services**

- Rural Development
- Food Processing

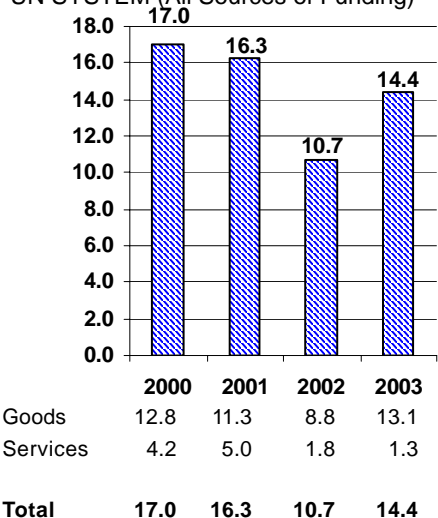


<b>Share of Total Procurement Value 2002</b>			
<b>Goods &amp; Services</b>			
UN SYSTEM	USD	14.4 mill.	0.28 %
UNDP	USD	0.3 mill.	0.04 %
<b>Contribution to UNDP Regular Resources 2002</b>			
	USD	91.6 mill.	

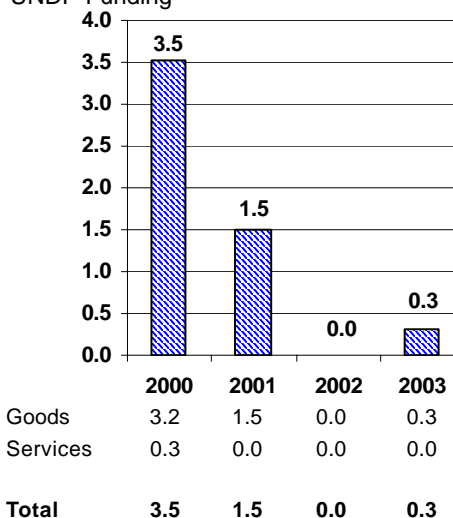
**1. Procurement Trend**

(USD Millions)

UN SYSTEM (All Sources of Funding)



UNDP Funding



**2. Procurement by Agency of Goods & Services**

(USD Millions)

WFP	4.8
UN/PD	2.8
UNOPS	2.1
UNICEF	1.8
UNHCR	1.3
WHO	0.5
UNOG	0.3
FAO	0.3
PAHO	0.1
ICAO	0.1

**Total: 14.4**

**3. Commonly Procured Goods & Services**

**Goods**

- Electrical Equipment
- Medical Supplies
- Pharmaceuticals
- Pre-Fabricated Housing Units
- Refrigeration Systems
- Resuscitators, Respirators
- Water Storage Tanks

**Services**

- Environmental Consultancies
- Printing Services



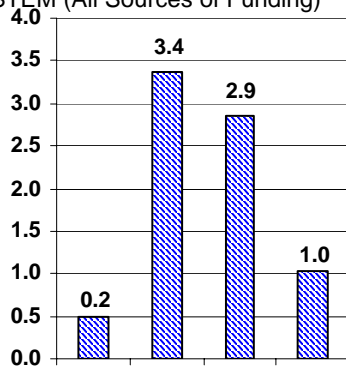


<b>Share of Total Procurement Value 2002</b>			
<b>Goods &amp; Services</b>			
UN SYSTEM	USD	1.0 mill.	0.02 %
UNDP	USD	0.1 mill.	0.01 %
<b>Contribution to UNDP Regular Resources 2001</b>			
	USD	1.6 mill.	

**1. Procurement Trend**

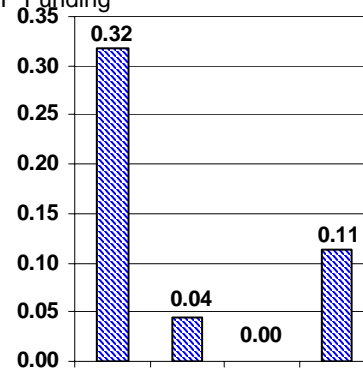
(USD Millions)

UN SYSTEM (All Sources of Funding)



	2000	2001	2002	2003
Goods	0.4	2.1	1.5	0.9
Services	0.1	1.3	1.4	0.1
<b>Total</b>	<b>0.5</b>	<b>3.4</b>	<b>2.9</b>	<b>1.0</b>

UNDP Funding



	2000	2001	2002	2003
Goods	0.3	0.04	0.0	0.1
Services	0.0	0.0	0.0	0.0
<b>Total</b>	<b>0.3</b>	<b>0.04</b>	<b>0.0</b>	<b>0.1</b>

**2. Procurement by Agency of Goods & Services**

(USD Millions)

UNRWA	0.7
UN/PD	0.1
NEX	0.1
Others	0.1
<b>Total:</b>	<b>1.0</b>

**3. Commonly Procured Goods & Services**

**Goods**

- Kerosene Stoves
- Agricultural Equipment
- Seeds
- Water Pipes

**Services**

- -
- -

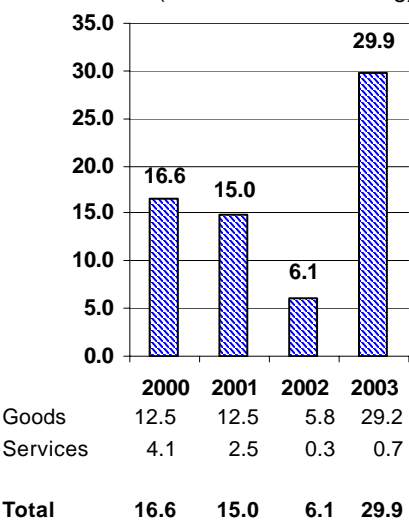


Share of Total Procurement Value 2003			
<b>Goods &amp; Services</b>			
UN SYSTEM	USD	29.9 mill.	0.59 %
UNDP	USD	1.7 mill.	0.21 %
<b>Contribution to UNDP Regular Resources 2003</b>			
	USD	6.9 mill.	

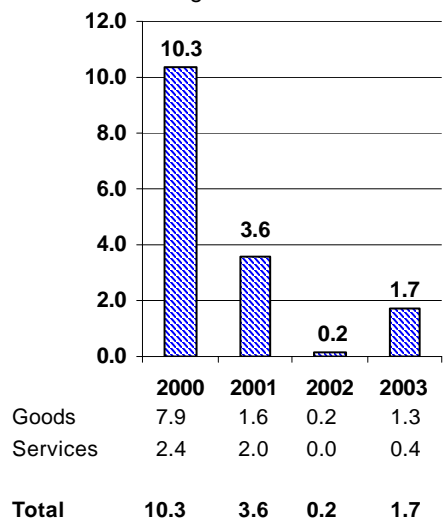
**1. Procurement Trend**

(USD Millions)

UN SYSTEM (All Sources of Funding)



UNDP Funding



**2. Procurement by Agency of Goods & Services**

(USD Millions)

ICAO	18.6
WFP	4.4
UNICEF	2.3
UNDP	1.3
UNRWA	1.0
UN/PD	0.7
IAEA	0.4
UNOPS	0.3
FAO	0.3
UNIDO	0.2
PAHO	0.1
WHO	0.1
Others	0.1
<b>Total:</b>	<b>29.9</b>

**3. Commonly Procured Goods & Services**

**Goods**

- Electrical Motors & Generators
- Fabricated Metal Products
- Gases
- Medical Supplies
- Pharmaceuticals
- Chemicals

**Services**

- Education & Training
- Strategic Planning

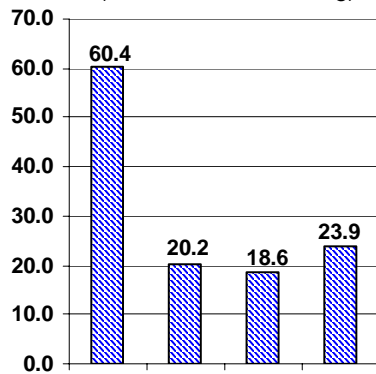


Share of Total Procurement Value 2002			
<b>Goods &amp; Services</b>			
UN SYSTEM	USD	23.9 mill.	0.47 %
UNDP	USD	0.9 mill.	0.10 %
<b>Contribution to UNDP Regular Resources 2002</b>			
	USD	62.4 mill.	

**1. Procurement Trend**

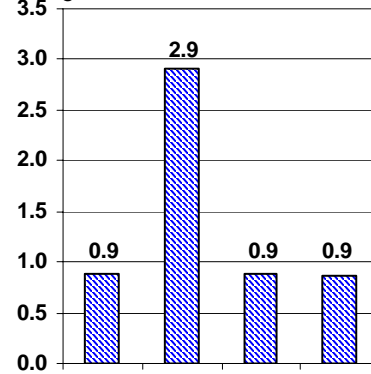
(USD Millions)

UN SYSTEM (All Sources of Funding)



	2000	2001	2002	2003
Goods	38.7	19.1	86.8	15.2
Services	21.7	1.1	3.8	8.7
<b>Total</b>	<b>60.4</b>	<b>20.2</b>	<b>90.6</b>	<b>23.9</b>

UNDP Funding



	2000	2001	2002	2003
Goods	0.2	2.8	0.7	0.9
Services	0.7	0.1	0.2	0.0
<b>Total</b>	<b>0.9</b>	<b>2.9</b>	<b>0.9</b>	<b>0.9</b>

**2. Procurement by Agency of Goods & Services**

(USD Millions)

UN/PD	11.7
UNICEF	6.2
UNOPS	1.5
UNHCR	0.9
WFP	0.8
DEX	0.6
UNRWA	0.5
IAPSO	0.4
FAO	0.3
PAHO	0.1
IAEA	0.1
NEX	0.1
UNOG	0.1
UNON	0.1
WHO	0.1
UNFPA	0.1
Others	0.1

**Total: 23.9**

**3. Commonly Procured Goods & Services**

**Goods**

- Drilling Rigs
- Generators
- Material Handling Equipment
- Medical Supplies
- Paper
- Trucks
- Vehicles

**Services**

- Engineering Consultancies
- Insurance Services
- Printing Services



**Share of Total Procurement Value 2002**

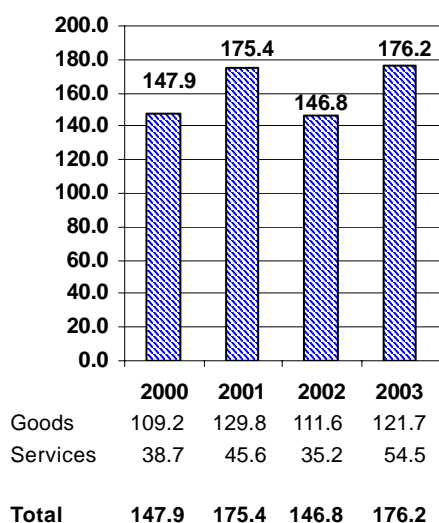
**Goods & Services**  
 UN SYSTEM USD 176.2 mill. 3.47 %  
 UNDP USD 4.4 mill. 0.53 %

**Contribution to UNDP Regular Resources 2002**  
 USD 38.5 mill.

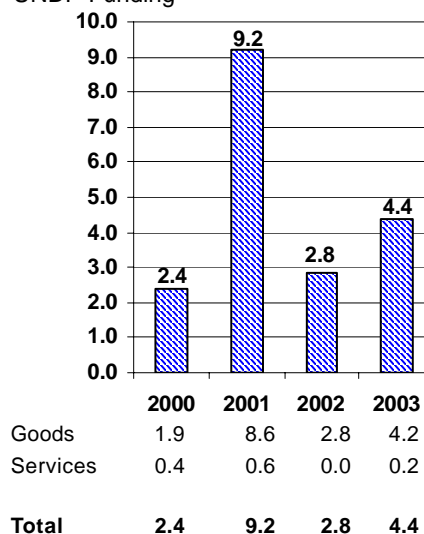
**1. Procurement Trend**

(USD Millions)

UN SYSTEM (All Sources of Funding)



UNDP Funding



**2. Procurement by Agency of Goods & Services**

(USD Millions)

WIPO	54.0
UNOG	34.1
UN/PD	20.5
WHO	18.7
UNOPS	12.7
UNHCR	11.4
UNICEF	6.7
FAO	5.7
NEX	4.0
PAHO	2.3
ITC	1.9
UNIDO	1.0
IAEA	0.9
UNESCO	0.4
ILO	0.4
IAPSO	0.4
UNFPA	0.3
WFP	0.2
ITU	0.2
DEX	0.1
UNV	0.1
UNCTAD	0.1
UNOV	0.1
UNRWA	0.1
Others	0.1

**Total: 176.2**

**3. Commonly Procured Goods & Services**

**Goods**

- Audio Visual Equipment
- Drilling Rigs
- Earth Moving Equipment
- Engines and Turbines
- Medical Supplies
- Pharmaceuticals
- Water Pipes & Pumps

**Services**

- Management Advisory Services
- Farming Systems
- Environmental Science

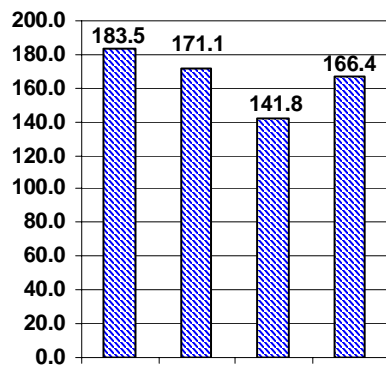


<b>Share of Total Procurement Value 2002</b>		
<b>Goods &amp; Services</b>		
UN SYSTEM	USD 166.4 mill.	3.27 %
UNDP	USD 14.3 mill.	1.73 %
<b>Contribution to UNDP Regular Resources 2002</b>		
	USD 60.4 mill.	

**1. Procurement Trend**

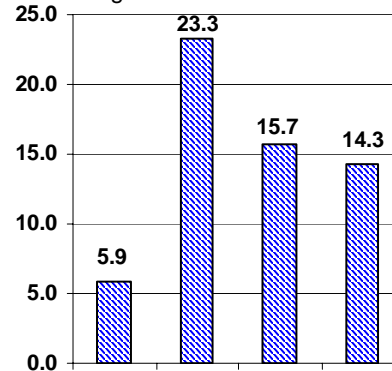
(USD Millions)

UN SYSTEM (All Sources of Funding)



	2000	2001	2002	2003
Goods	116.5	120.2	113.8	115.8
Services	67.0	50.9	28.0	50.6
<b>Total</b>	<b>183.5</b>	<b>171.1</b>	<b>141.8</b>	<b>166.4</b>

UNDP Funding



	2000	2001	2002	2003
Goods	4.8	19.4	13.9	12.8
Services	1.1	3.9	1.8	1.5
<b>Total</b>	<b>5.9</b>	<b>23.3</b>	<b>15.7</b>	<b>14.3</b>

**2. Procurement by Agency of Goods & Services**

(USD Millions)

UN/PD	59.3
UNOPS	17.7
UNICEF	16.3
WFP	15.6
UNHCR	12.0
WHO	10.1
IAPSO	7.0
FAO	5.7
UNESCO	4.4
UNFPA	3.2
IAEA	2.8
NEX	2.4
UNIDO	2.3
WIPO	2.3
UNOG	2.1
DEX	1.6
UNRWA	0.5
ICAO	0.4
UNON	0.4
UNOV	0.2
PAHO	0.1
ESCAP	0.1
ITC	0.1
Others	0.2

**Total: 166.4**

**3. Commonly Procured Goods & Services**

**Goods**

- Audio Visual Equipment
- Computer Equipment
- Laboratory Equipment
- Office Equipment & Supplies
- Ozone Depleting Substances Phaseout Equipment
- Pharmaceuticals

**Services**

- Management Advisory Services
- Printing Services
- Technical Studies
- Tourism Planning & Development Consultancies



**Share of Total Procurement Value 2002**

**Goods & Services**

UN SYSTEM                      USD 408.7 mill. 8.04 %  
 UNDP                              USD 75.6 mill. 9.16 %

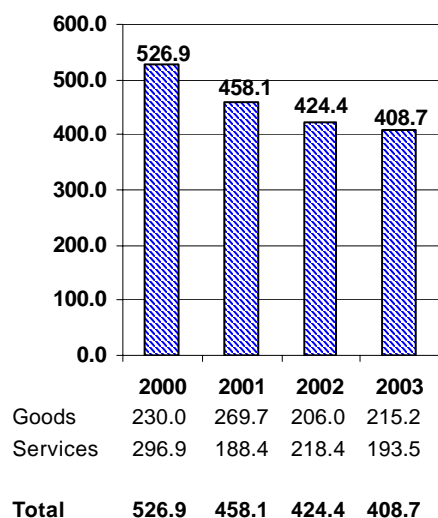
**Contribution to UNDP Regular Resources 2001**

USD 96.7 mill.

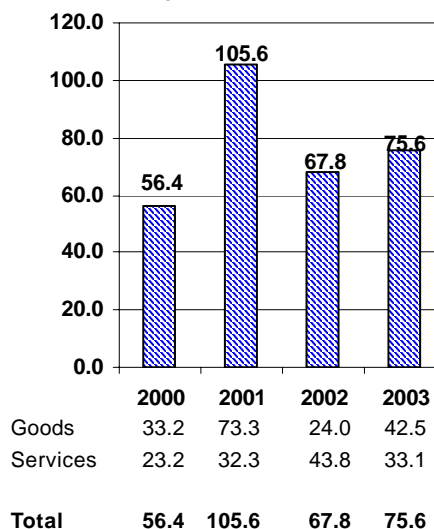
**1. Procurement Trend**

(USD Millions)

UN SYSTEM (All Sources of Funding)



UNDP Funding



**2. Procurement by Agency of Goods & Services**

(USD Millions)

UN/PD	194.5
HQ	37.0
NEX	24.3
ICAO	23.5
PAHO	18.8
IAEA	18.7
UNOPS	18.6
UNICEF	16.6
UNFPA	12.5
WFP	8.9
UNOG	6.7
FAO	3.7
WHO	3.5
UNHCR	3.4
IAPSO	2.0
DEX	1.7
WMO	1.6
WIPO	1.5
UNIDO	1.3
UNRWA	1.2
ECLAC	0.6
ILO	0.4
UNOV	0.2
UNESCO	0.1
ESCAP	0.1
ITU	0.1
Others	7.3

**Total: 408.7**

**3. Commonly Procured Goods & Services**

**Goods**

- Air Traffic Control Equipment
- Computer Equipment
- Electronic Equipment
- Medical Supplies
- Ozone Depleting Substances Phaseout Equipment
- Pharmaceuticals

**Services**

- Construction Consultancies
- EDP Consultancies
- Environmental Management Consultancies
- Engineering Consultancies
- Insurance Services
- Management Advisory Services
- Printing & Publishing Services

# **ANNEXES**

## ABBREVIATIONS

<b>AFDB</b>	African Development Bank	<b>UNCTAD</b>	United Nations Conference on Trade and Development
<b>ASDB</b>	Asian Development Bank	<b>UNDCP</b>	United Nations Drug Control Program
<b>DEX</b>	Direct Execution	<b>UNDP</b>	United Nations Development Program
<b>ECA</b>	Economic Commission for Africa	<b>UNEP</b>	United Nations Environmental Program
<b>ECE</b>	Economic Commission for Europe	<b>UNESCO</b>	United Nations Educational Scientific and Cultural Organization
<b>ECLAC</b>	Economic Commission for Latin America & the Caribbean	<b>UNFPA</b>	United Nations Population Fund
<b>ESCAP</b>	Economic Commission for Asia and the Pacific	<b>UNHCR</b>	United Nations High Commissioner for Refugees
<b>ESCWA</b>	Economic & Social Commission for Western Asia	<b>UNICEF</b>	United Nations Children's Fund
<b>FAO</b>	Food and Agricultural Organization of the United Nations	<b>UNICRI</b>	United Nations Interregional Crime and Justice Research Institute
<b>GATT</b>	General Agreement on Tariffs and Trade	<b>UNIDIR</b>	United Nations Institute for Disarmament Research
<b>HABITAT</b>	See UNCHS	<b>UNIDO</b>	United Nations Industrial Development Organization
<b>IAEA</b>	International Atomic Energy Agency	<b>UNITAR</b>	United Nations Institute for Training and Research
<b>IAPSO</b>	Inter-Agency Procurement Services Office (UNDP)	<b>UN/OCHA</b>	United Nations Office for the Coordination of Humanitarian Affairs
<b>IBRD</b>	International Bank for Reconstruction & Development	<b>UNOG</b>	United Nations Office at Geneva
<b>ICAO</b>	International Civil Aviation Organization	<b>UNOPS</b>	United Nations Office for Project Services
<b>ICJ</b>	International Court of Justice	<b>UNOV</b>	United Nations Office in Vienna
<b>IDA</b>	International Development Association	<b>UN/PD</b>	UN Procurement Division
<b>IDB</b>	Inter-American Development Bank	<b>UNRISD</b>	United Nations Research Institute for Social Development
<b>IFAD</b>	International Fund for Agricultural Development	<b>UNRWA</b>	United Nations Relief and Works Agency
<b>IFC</b>	International Finance Corporation	<b>UNU</b>	United Nations University
<b>ILO</b>	International Labor Organization	<b>UNV</b>	United Nations Volunteers
<b>IMF</b>	International Monetary Fund	<b>UPU</b>	Universal Postal Union
<b>IMO</b>	International Maritime Organization	<b>WB</b>	World Bank
<b>INSTRAW</b>	International Research and Training Institute for the Advancement of Women	<b>WFC</b>	World Food Council
<b>ITC</b>	International Trade Center	<b>WFP</b>	World Food Programme
<b>ITU</b>	International Telecommunications Union	<b>WHO</b>	World Health Organization
<b>NEX</b>	National Execution	<b>WIPO</b>	World Intellectual Property Organization
<b>PAHO</b>	Pan American Health Organization	<b>WMO</b>	World Meteorological Organization
<b>TCDC</b>	Technical Cooperation among Developing Countries	<b>WTO</b>	World Tourism Organization
<b>UMDC</b>	Under-Utilized Major Donor Country		
<b>UN</b>	United Nations		
<b>UNCHS</b>	United Nations Centre for Human Settlements		
<b>UNDP/ASD</b>	Administration Services Division		
<b>UN/FALD</b>	UN Field Administration and Logistics Division		



**DEVELOPING COUNTRIES/  
ECONOMIES IN TRANSITION**

1	Afghanistan	46	Ecuador
2	Albania	47	Egypt
3	Algeria	48	El Salvador
4	Angola	49	Equatorial Guinea
5	Antigua & Barbuda	50	Eritrea
6	Argentina	51	Estonia
7	Armenia	52	Ethiopia
8	Azerbaijan	53	Fiji
9	Bahamas	54	Gabon
10	Bahrain	55	Gambia
11	Bangladesh	56	Georgia
12	Barbados	57	Ghana
13	Belarus	58	Grenada
14	Belize	59	Guatemala
15	Benin	60	Guinea
16	Bhutan	61	Guinea-Bissau
17	Bolivia	62	Guyana
18	Bosnia & Herzegovina	63	Haiti
19	Botswana	64	Honduras
20	Brazil	65	Hungary
21	Brunei Darussalam	66	India
22	Bulgaria	67	Indonesia
23	Burkina Faso	68	Iran
24	Burundi	69	Iraq
25	Cambodia	70	Jamaica
26	Cameroon	71	Jordan
27	Cape Verde	72	Kazakhstan
28	Central African Republic	73	Kenya
29	Chad	74	Kiribati
30	Chile	75	Kuwait
31	China	76	Kyrgyzstan
32	Colombia	77	Lao, People's Democratic Rep. of
33	Comoros	78	Latvia
34	Congo	79	Lebanon
35	Congo, Democratic Republic of	80	Lesotho
36	Costa Rica	81	Liberia
37	Côte D'Ivoire	82	Libya Arab Jamahiriya
38	Croatia	83	Lithuania
39	Cuba	84	Macedonia (TFYR)
40	Cyprus	85	Madagascar
41	Czech Republic	86	Malawi
42	Dem.People's Republic of Korea	87	Malaysia
43	Djibouti	88	Maldives
44	Dominica	89	Mali
45	Dominican Republic	90	Malta

91	Marshall Islands	135	St. Lucia
92	Mauritania	136	St. Vincent & the Grenadines
93	Mauritius	137	Sudan
94	Mexico	138	Suriname
95	Micronesia	139	Swaziland
96	Moldova Republic of	140	Syrian Arab Republic
97	Mongolia	141	Tajikistan
98	Morocco	142	Thailand
99	Mozambique	143	Togo
100	Myanmar	144	Tonga
101	Namibia	145	Trinidad & Tobago
102	Nauru	146	Tunisia
103	Nepal	147	Turkey
104	Nicaragua	148	Turkmenistan
105	Niger	149	Uganda
106	Nigeria	150	Ukraine
107	Oman	151	United Arab Emirates
108	Pakistan	152	United Republic of Tanzania
109	Palau	153	Uruguay
110	Panama	154	Uzbekistan
111	Papaua New Guinea	155	Vanuatu
112	Paraguay	156	Venezuela
113	Peru	157	Viet Nam
114	Philippines	158	Yemen
115	Poland	159	Yugoslavia
116	Qatar	160	Zambia
117	Republic of Korea	161	Zimbabwe
118	Romania		
119	Rwanda		
120	Samoa		
121	San Marino		
122	Sao Tome & Principe		
123	Saudi Arabia		
124	Senegal		
125	Seychelles		
126	Sierra Leone		
127	Singapore		
128	Slovakia		
129	Slovenia		
130	Solomon Islands		
131	Somalia		
132	South Africa		
133	Sri Lanka		
134	St. Kitts & Nevis		

**INDUSTRIALIZED COUNTRIES**

1. Andorra
2. Australia
3. Austria
4. Belgium
5. Canada
6. Denmark
7. Finland
8. France
9. Germany
10. Greece
11. Iceland
12. Ireland
13. Israel
14. Italy
15. Japan
16. Liechtenstein
17. Luxembourg
18. Monaco
19. Netherlands
20. New Zealand
21. Norway
22. Portugal
23. Russian Federation
24. Spain
25. Sweden
26. Switzerland
27. United Kingdom
29. United States of America

**For further information regarding this publication contact:**

**United Nations Development Programme  
Inter-Agency Procurement Agency**  
Midtermolen 3  
P.O. Box 2530  
DK-2100 Copenhagen Ø  
Denmark

tel: (+45) 35 46 70 00  
fax: (+45) 35 46 70 01  
e-mail: [registry.iapso@iapso.org](mailto:registry.iapso@iapso.org)  
Internet: [www.iapso.org](http://www.iapso.org)

